



US00D940487S

(12) **United States Design Patent** (10) **Patent No.:** **US D940,487 S**
Su (45) **Date of Patent:** **** Jan. 11, 2022**

(54) **CHAIR LUMBAR SUPPORT**

(71) Applicant: **Tung-Hua Su**, Tainan (TW)

(72) Inventor: **Tung-Hua Su**, Tainan (TW)

(**) Term: **15 Years**

(21) Appl. No.: **29/715,236**

(22) Filed: **Nov. 29, 2019**

(51) **LOC (13) Cl.** **06-01**

(52) **U.S. Cl.**

USPC **D6/716.4**

(58) **Field of Classification Search**

USPC D6/334-336, 364, 365, 366, 367, 374,
D6/375, 380, 716, 716.1, 716.2, 716.3,
D6/716.4

CPC .. A47C 3/12; A47C 3/18; A47C 4/028; A47C
7/004; A47C 7/006; A47C 7/02; A47C
7/16; A47C 7/40; A47C 7/282; A47C
7/46; A47C 7/462; A47C 7/467; B60N
2/66; B60N 2/663

See application file for complete search history.

(56) **References Cited**

U.S. PATENT DOCUMENTS

D445,580 S *	7/2001	Pennington	D6/366
D587,942 S *	3/2009	Dallmann	D6/716.4
D773,874 S *	12/2016	Su	D6/716.4
D799,877 S *	10/2017	Mulder	D6/716.4
D859,047 S *	9/2019	Su	D6/716.4
D929,784 S *	9/2021	Su	D6/716.4
2002/0036420 A1 *	3/2002	Footitt	A47C 7/46 297/284.4

OTHER PUBLICATIONS

Costway Mid-Back Mesh Chair Height Adjustable Executive Chair w/ Lumbar Support, from target.com, Retrieved Date: Sep. 27, 2021, p. 1, from https://www.target.com/p/costway-mid-back-mesh-chair-height-adjustable-executive-chair-w-lumbar-support/-/A-83355303?ref=tgt_adv_XS000000&AFID=google_pla_df_free_online&CPNG=storefront&adgroup=249-14 (Year: 2021).*

* cited by examiner

Primary Examiner — Mimosa De

(74) *Attorney, Agent, or Firm* — Alan D. Kamrath; Karin L. Williams; Mayer & Williams PC

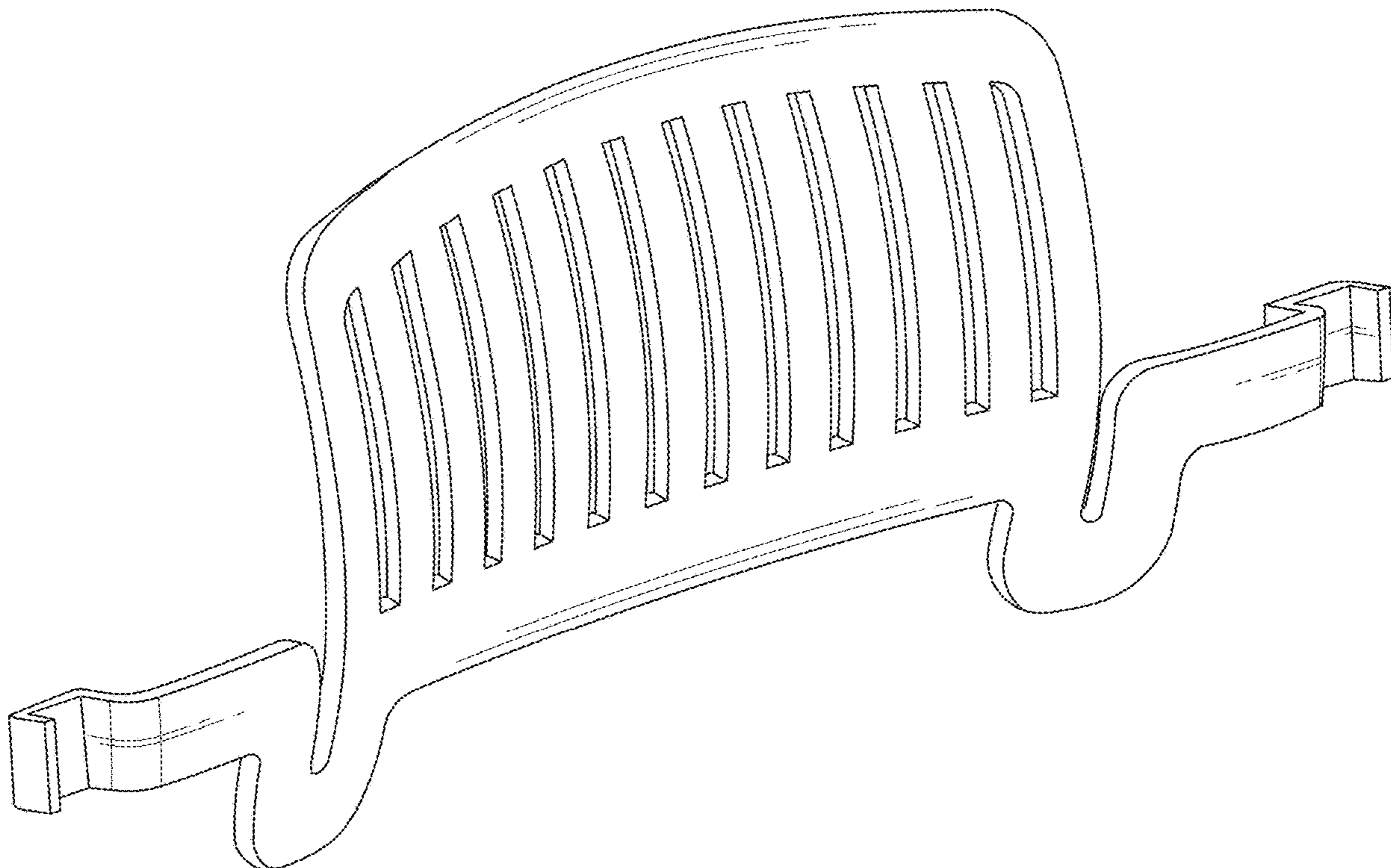
(57) **CLAIM**

The ornamental design for a chair lumbar support, as shown and described.

DESCRIPTION

FIG. 1 is a perspective view of the chair lumbar support showing my new design;
FIG. 2 is an another perspective view thereof;
FIG. 3 is a front elevation view thereof;
FIG. 4 is a rear elevation view thereof;
FIG. 5 is a left side elevation view thereof;
FIG. 6 is a right side elevation view thereof;
FIG. 7 is a top plan view thereof; and,
FIG. 8 is a bottom plan view thereof.

1 Claim, 8 Drawing Sheets



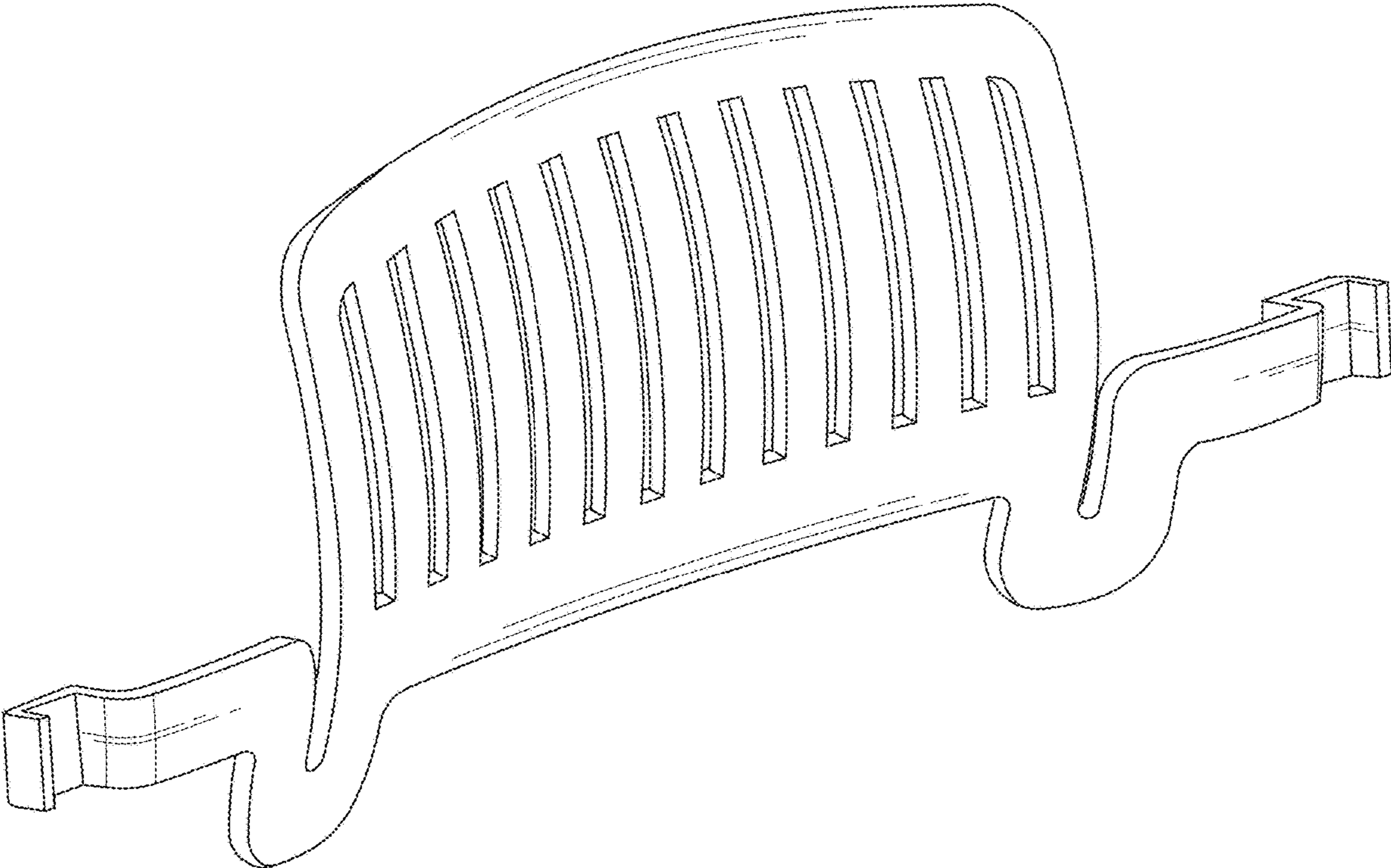


FIG. 1

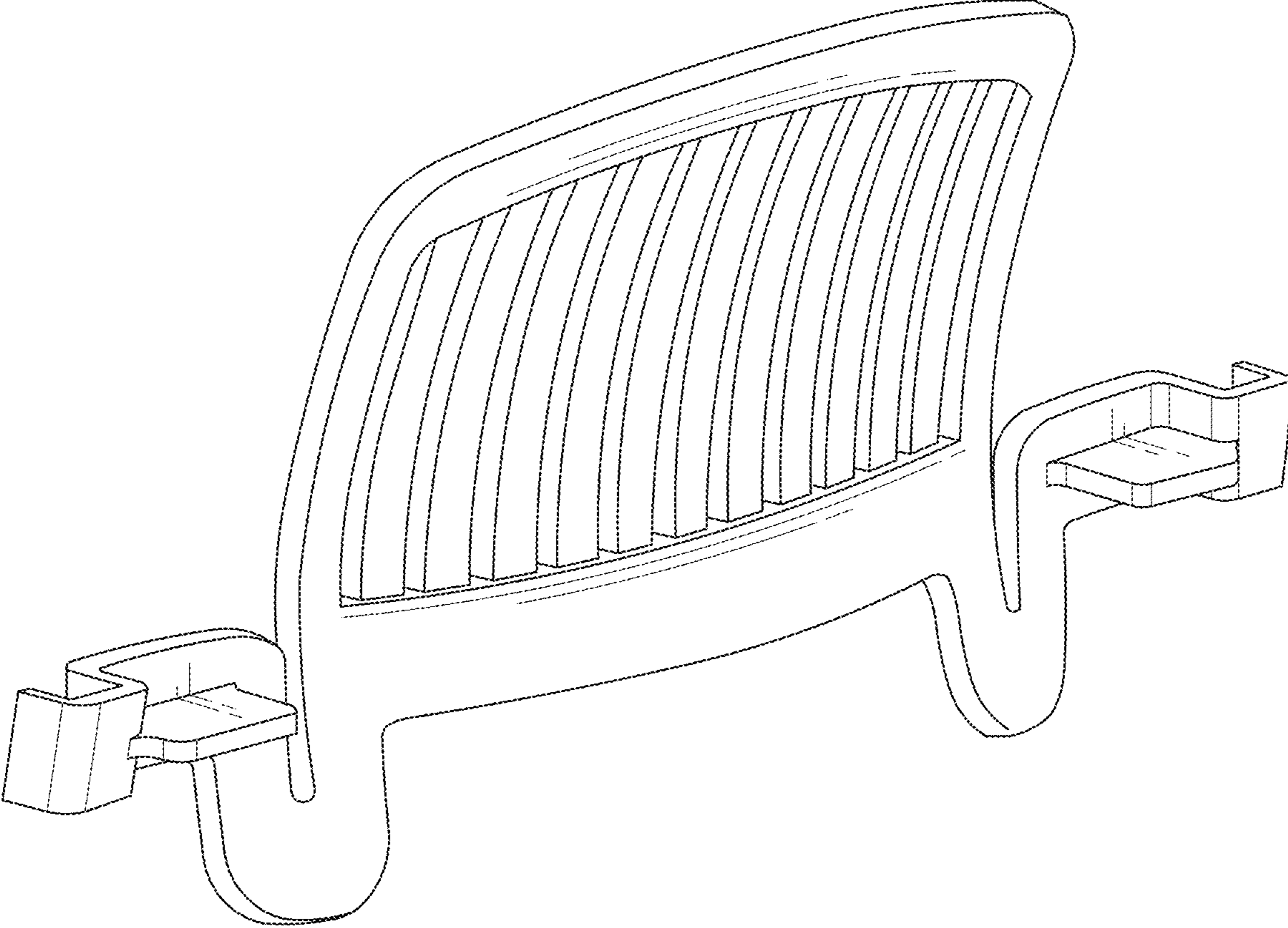


FIG. 2

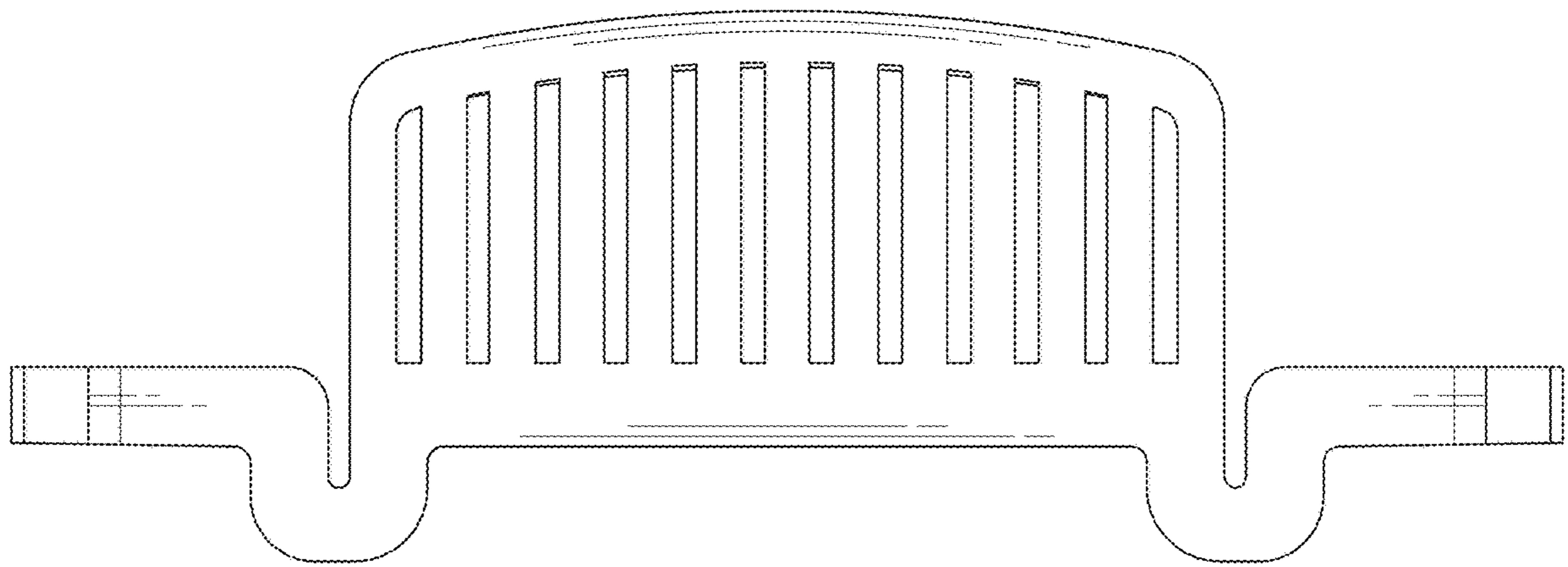


FIG. 3

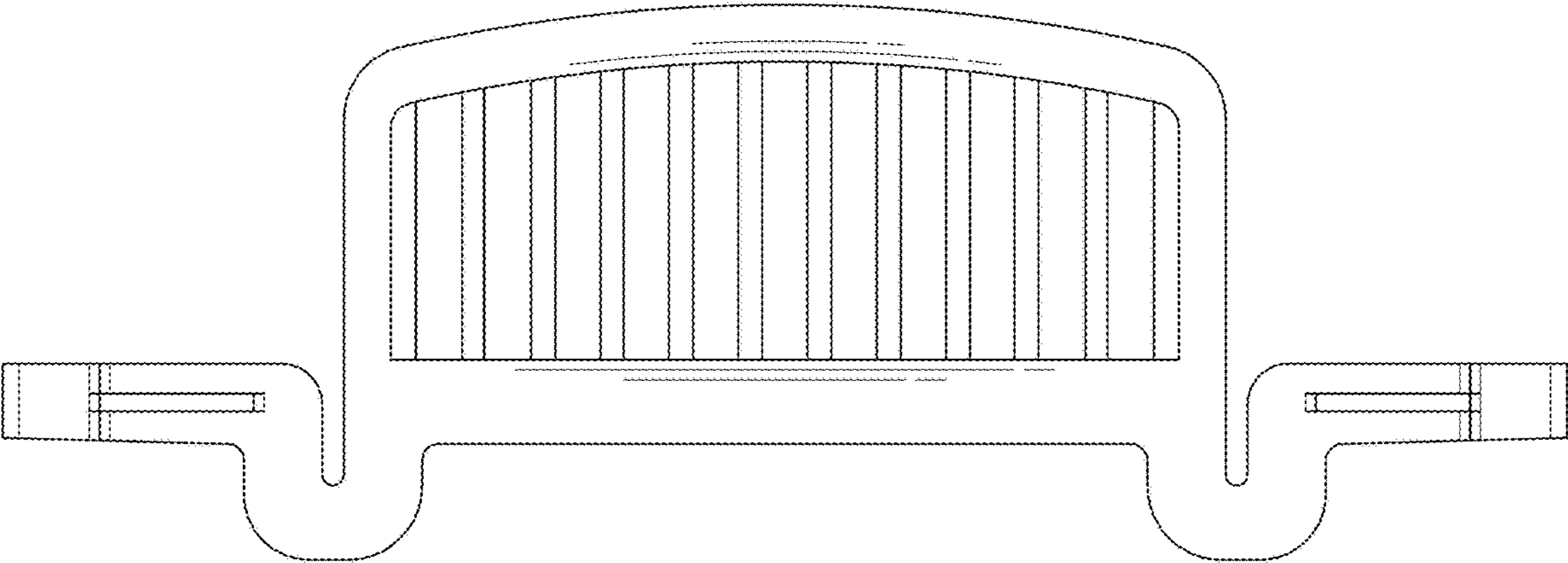


FIG. 4




FIG. 5




FIG. 6

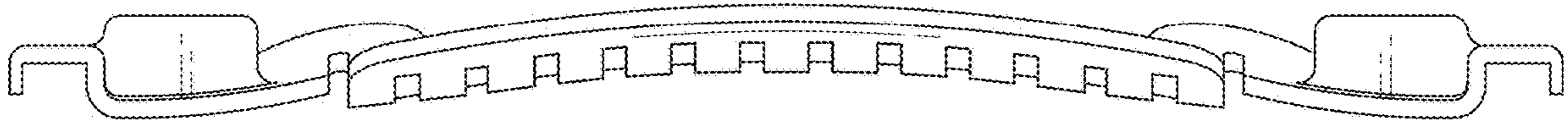
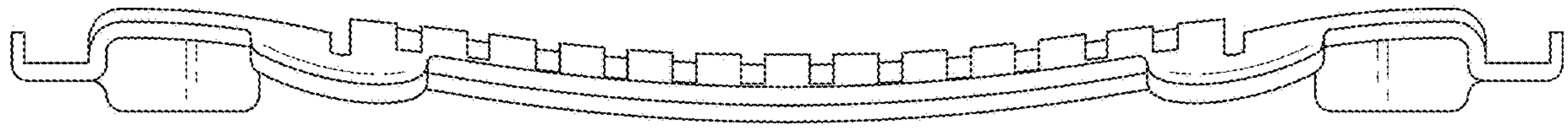


FIG. 7



F I G . 8