



US00D940480S

(12) **United States Design Patent**
Dai

(10) **Patent No.:** **US D940,480 S**

(45) **Date of Patent:** **** Jan. 11, 2022**

(54) **AIR MATTRESS**

(71) Applicant: **Xiqing Dai**, Jiangxi Province (CN)

(72) Inventor: **Xiqing Dai**, Jiangxi Province (CN)

(**) Term: **15 Years**

(21) Appl. No.: **29/756,908**

(22) Filed: **Oct. 31, 2020**

(51) **LOC (13) Cl.** **06-09**

(52) **U.S. Cl.**

USPC **D6/604**

(58) **Field of Classification Search**

USPC D6/333, 349, 355, 375, 388, 512, 563,
D6/564, 595, 596, 601, 604, 611, 707,
D6/715, 716, 716.1; D24/183–185, 234;
D21/803, 804, 805, 809

CPC A47G 9/10; A47G 9/1009; A47G 9/1027;
A47G 9/1045; A47G 9/1063; A47G
9/1072; A47G 9/1081

See application file for complete search history.

(56) **References Cited**

U.S. PATENT DOCUMENTS

D325,841 S * 5/1992 Gammons D6/605
D382,755 S * 8/1997 Knopfler 5/419
D420,780 S * 2/2000 Cox D2/700

D455,036 S * 4/2002 Ku D6/604
D489,929 S * 5/2004 Sherk D6/604
6,901,614 B2 * 6/2005 Holub A47G 9/086
5/413 R
D530,135 S * 10/2006 Lau D6/595
D571,594 S * 6/2008 Klepy D6/595
D634,149 S * 3/2011 St. James D6/608
D658,422 S * 5/2012 Mandell D6/608
D750,919 S * 3/2016 Patenaude D6/604
D838,125 S * 1/2019 Kreutzer D6/606
D850,151 S * 6/2019 Reardon D6/583
D904,797 S * 12/2020 Mao D6/604
D933,399 S * 10/2021 Roussel D6/608

* cited by examiner

Primary Examiner — Jennifer L Rempfer

(57) **CLAIM**

The ornamental design for an air mattress, as shown and described.

DESCRIPTION

FIG. 1 is a perspective view of an air mattress showing my new design;

FIG. 2 is a front elevational view thereof;

FIG. 3 is a top plan view thereof;

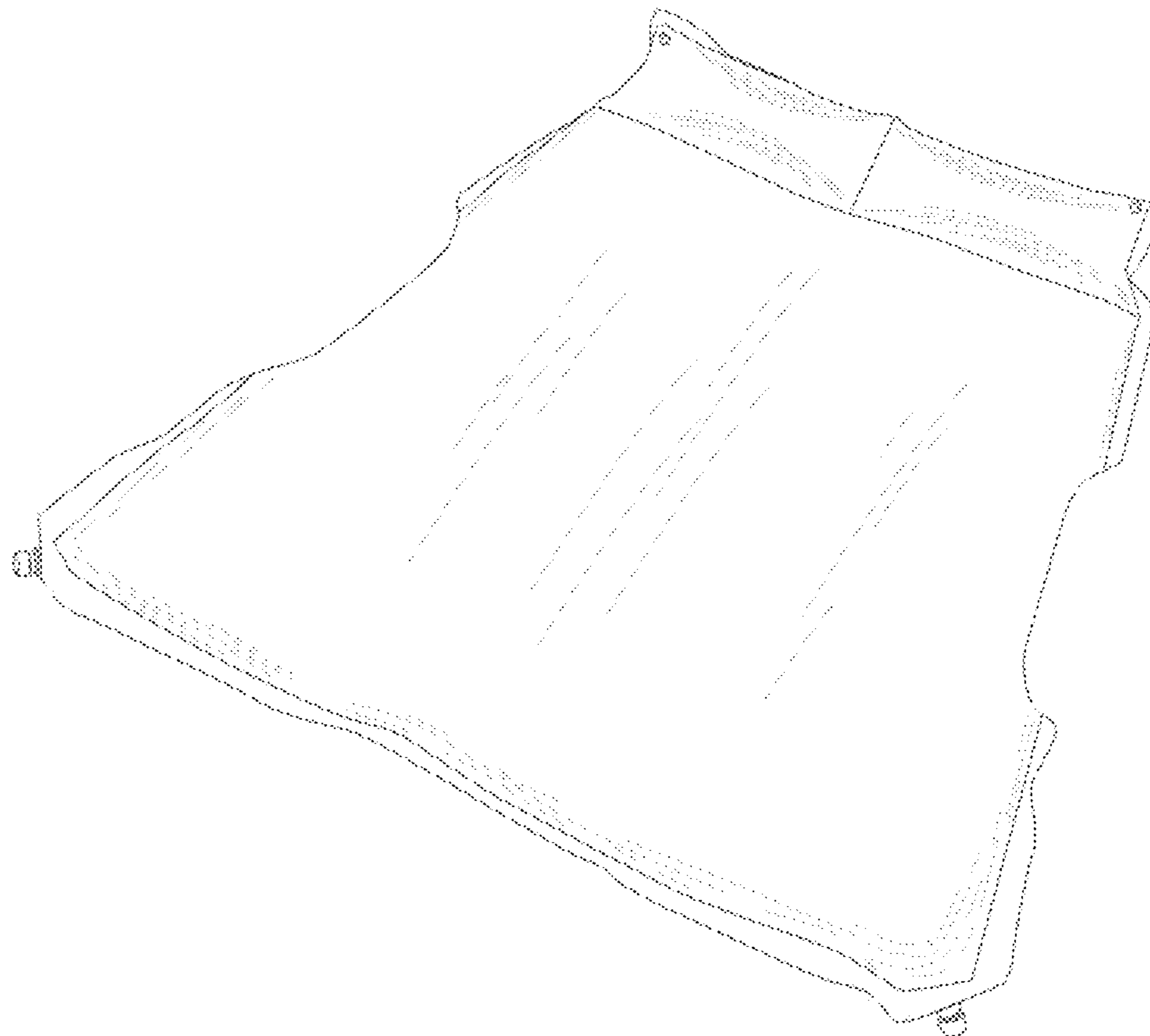
FIG. 4 is a left side elevational view thereof;

FIG. 5 is a rear elevational view thereof;

FIG. 6 is a right side view thereof; and,

FIG. 7 is a bottom plan view thereof.

1 Claim, 7 Drawing Sheets



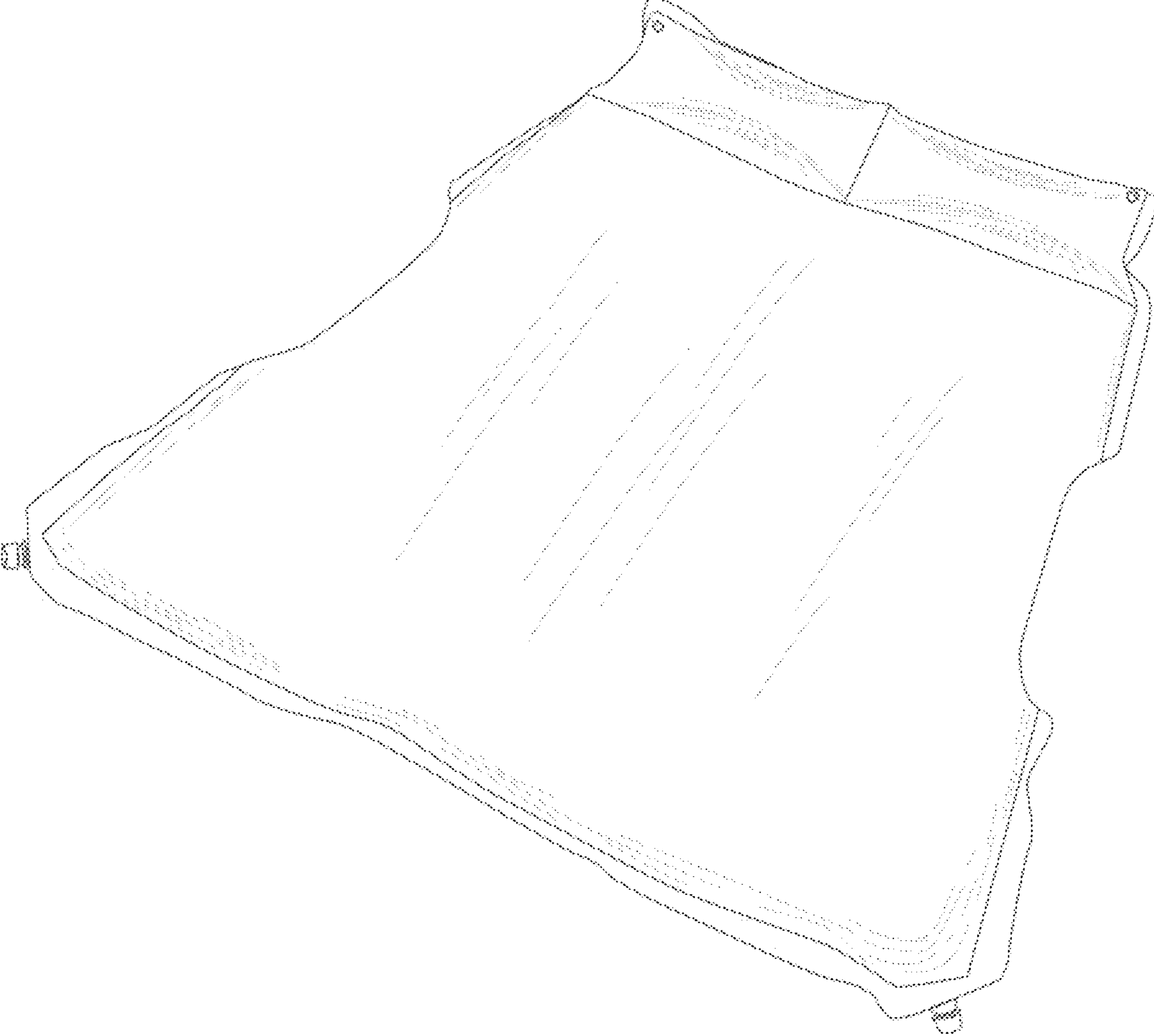


FIG. 1

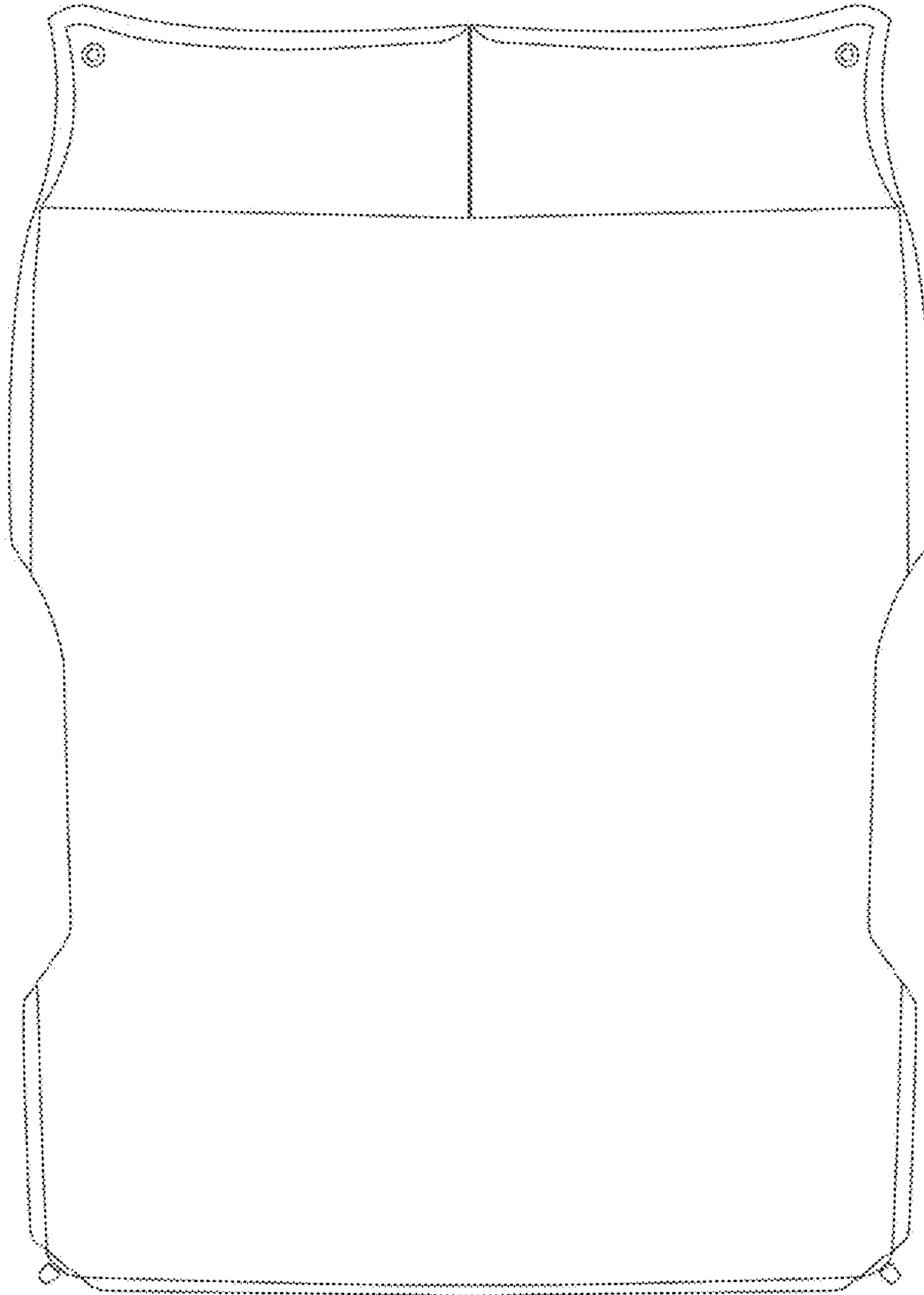


FIG. 2

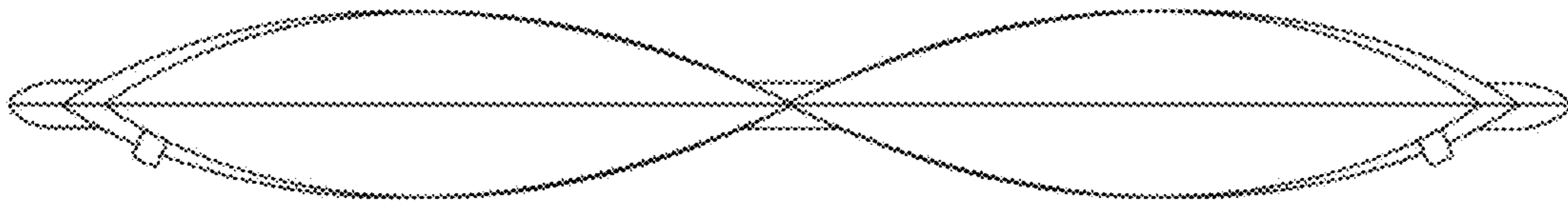


FIG. 3

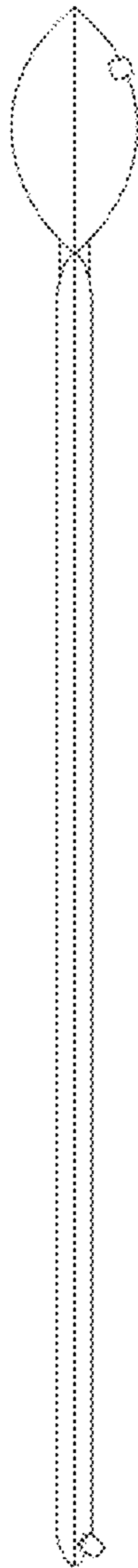


FIG. 4

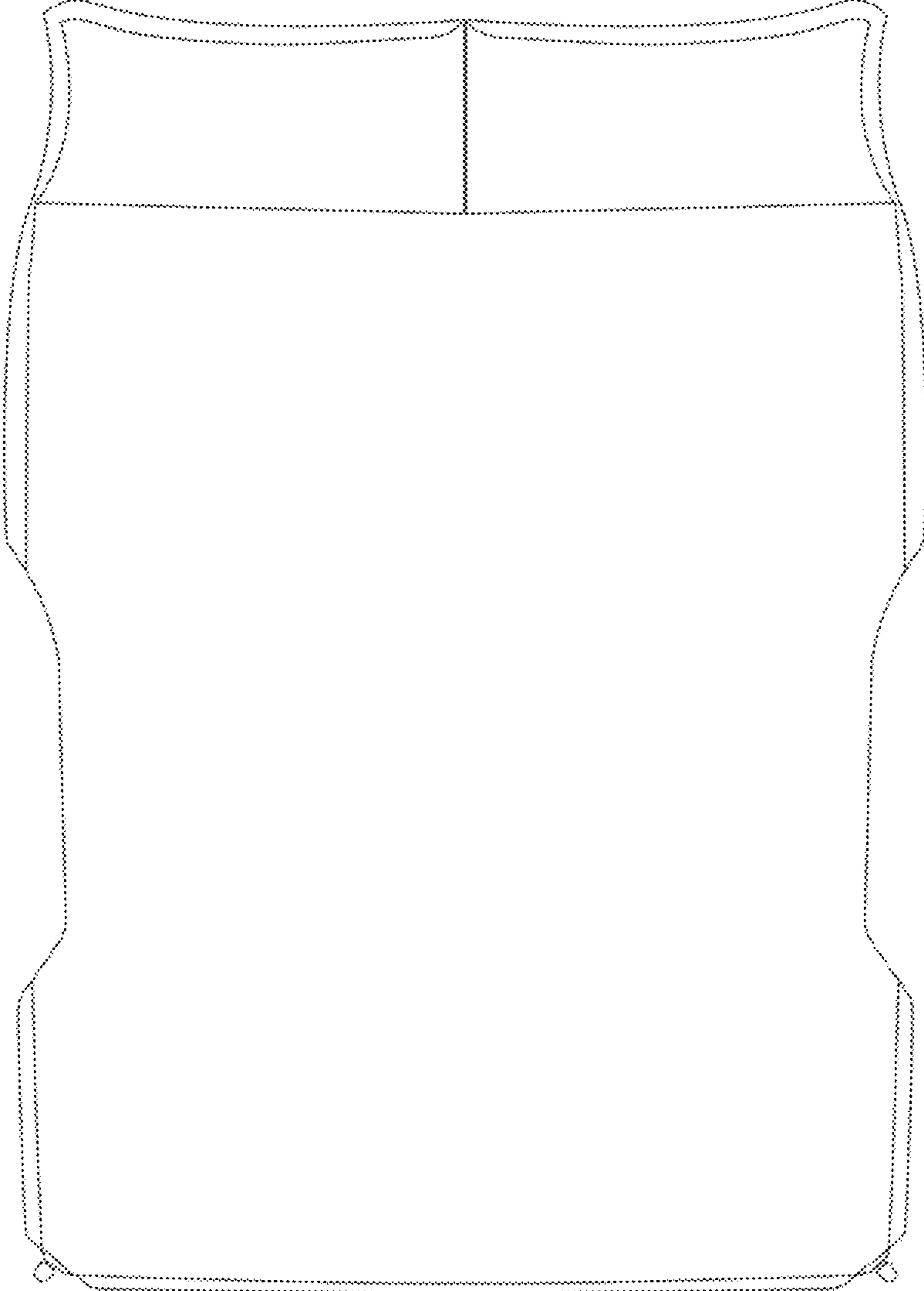


FIG. 5

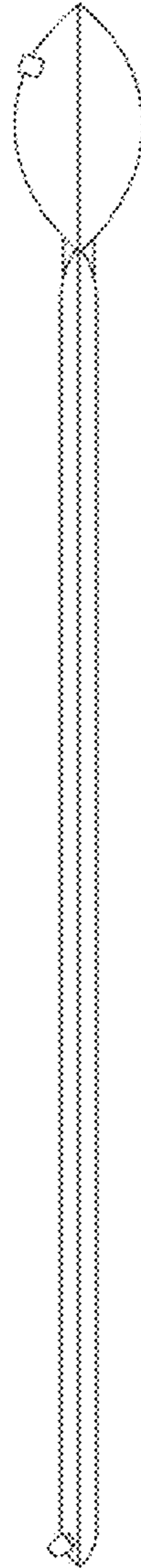


FIG. 6

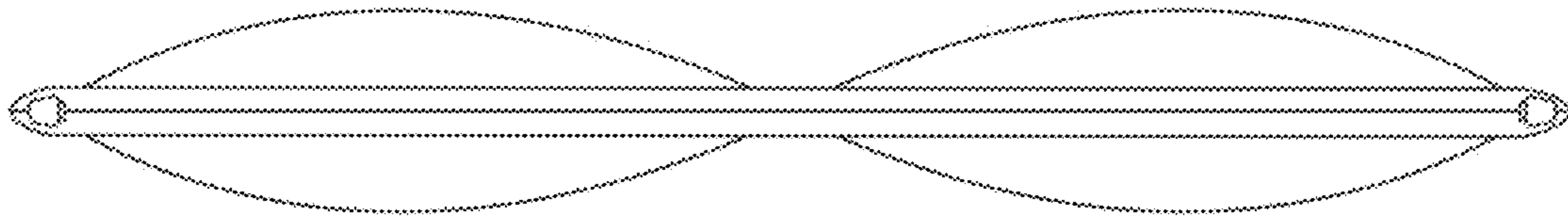


FIG. 7