



US00D940458S

(12) **United States Design Patent**
Mazor

(10) **Patent No.:** **US D940,458 S**
(45) **Date of Patent:** **** Jan. 11, 2022**

- (54) **CONTAINER**
- (71) Applicant: **Keter Luxembourg Sarl**, Niedercorn (LU)
- (72) Inventor: **Reut Mazor**, Herzliya (IL)
- (73) Assignee: **Keter Luxembourg Sari**, Niedercom (LU)
- (**) Term: **15 Years**
- (21) Appl. No.: **29/733,606**
- (22) Filed: **May 5, 2020**

D699,411 S	2/2014	Duvigneau	
D706,507 S	6/2014	Duvigneau	
D735,602 S	8/2015	Anderson et al.	
D760,115 S *	6/2016	Zhao	D11/130
D777,434 S	1/2017	Duvigneau	
D802,927 S	11/2017	Thoma et al.	
D807,036 S	1/2018	Hardy et al.	
D814,872 S	4/2018	Allers	
D827,303 S	9/2018	Duvigneau	
D832,580 S	11/2018	Sanchez-vizcaino	
D833,748 S *	11/2018	Ryan	D3/306
D840,151 S *	2/2019	Mazor	D3/306
D847,510 S	5/2019	Post et al.	
D858,921 S	9/2019	Duvigneau	
D865,365 S	11/2019	Hardy et al.	
D873,006 S	1/2020	Zhao	
D873,567 S	1/2020	Hardy et al.	

Related U.S. Application Data

- (62) Division of application No. 29/679,552, filed on Feb. 7, 2019, now Pat. No. Des. 923,937.
- (51) **LOC (13) Cl.** **09-04**
- (52) **U.S. Cl.**
USPC **D3/306**
- (58) **Field of Classification Search**
USPC D3/212, 272-274, 276-277, 294,
D3/304-314; D21/488
CPC D06F 95/002; A47B 2210/0024; A47B
2088/401; A47B 47/0033; B65D 25/282
See application file for complete search history.

References Cited

U.S. PATENT DOCUMENTS

512,404 A	1/1894	Springer
6,698,612 B1	3/2004	Krasky et al.
D489,287 S	5/2004	Harbaugh
D516,815 S	3/2006	Peller et al.
D518,551 S	4/2006	Moren
D563,163 S	3/2008	Blouw et al.
D643,583 S	8/2011	Duvigneau
D643,585 S	8/2011	Duvigneau
D653,063 S	1/2012	Post et al.

* cited by examiner

Primary Examiner — Kevin K Rudzinski

Assistant Examiner — Amber J Rabie

(74) *Attorney, Agent, or Firm* — Dorsey & Whitney LLP


(57) **CLAIM**

I claim the ornamental design for a container, as shown and described.

DESCRIPTION

FIG. 1 is a top perspective view of a new design for a container;
 FIG. 2 is a bottom perspective view thereof;
 FIG. 3 is a front elevational view thereof;
 FIG. 4 is a rear elevational view thereof;
 FIG. 5 is a left side elevational view thereof;
 FIG. 6 is a right side elevational view thereof;
 FIG. 7 is a top plan view thereof; and,
 FIG. 8 is a bottom plan view thereof.
 The areas delineated in broken lines and colored in white form no part of the claimed design.

1 Claim, 8 Drawing Sheets






FIG. 1




FIG. 2




FIG. 3




FIG. 4




FIG. 5




FIG. 6




FIG. 7




FIG. 8