



US00D940457S

(12) **United States Design Patent** (10) **Patent No.:** **US D940,457 S**  
**Roberti** (45) **Date of Patent:** **\*\* Jan. 11, 2022**

(54) **CONTAINER**

(56) **References Cited**

(71) Applicant: **CURVER LUXEMBOURG Sarl**,  
Niedercom (LU)

(72) Inventor: **Giuseppe Roberti**, Padua (IT)

(73) Assignee: **CURVER LUXEMBOURG SARL**,  
Niedercom (LU)

(\*\*) Term: **15 Years**

(21) Appl. No.: **29/733,492**

(22) Filed: **May 4, 2020**

U.S. PATENT DOCUMENTS

D622,960 S *	9/2010	Sabounjian .....	D3/305
D634,121 S *	3/2011	Goodman .....	D3/306
D634,122 S *	3/2011	Goodman .....	D3/306
D641,979 S *	7/2011	Goodman .....	D3/306
D689,946 S *	9/2013	Hu .....	D19/92
D824,621 S *	7/2018	Duvigneau .....	D32/37
D827,303 S *	9/2018	Duvigneau .....	D3/312
D827,961 S *	9/2018	Sanchez-Vizcaino .....	D32/37
D831,920 S *	10/2018	Duvigneau .....	D32/37
D832,580 S *	11/2018	Sanchez-Vizcaino .....	D3/312
D839,523 S *	1/2019	Duvigneau .....	D32/37

\* cited by examiner

*Primary Examiner* — Kevin K Rudzinski

*Assistant Examiner* — Amber J Rabie

(74) *Attorney, Agent, or Firm* — Vorys, Sater, Seymour  
and Pease LLP; William L. Klima

**Related U.S. Application Data**

(62) Division of application No. 29/645,587, filed on Apr.  
27, 2018, now Pat. No. Des. 919,973.

(57) **CLAIM**

The ornamental design for a container, as shown and  
described.

(30) **Foreign Application Priority Data**

Feb. 1, 2018 (IL) ..... 61591

(51) **LOC (13) Cl.** ..... **09-04**


(52) **U.S. Cl.**  
USPC ..... **D3/306**

(58) **Field of Classification Search**  
USPC ..... D3/212, 272-274, 276-277, 294,  
D3/304-314; D21/488  
CPC ..... D06F 95/002; A47B 2210/0024; A47B  
2088/401; A47B 47/0033; B65D 25/282  
See application file for complete search history.

**DESCRIPTION**

FIG. 1 is a perspective view of a new design for a container;  
FIG. 2 is a front elevational view thereof; the rear eleva-  
tional view being identical to FIG. 2;  
FIG. 3 is a side elevational view thereof; the other side  
elevational view being identical to FIG. 3;  
FIG. 4 is a top plan view thereof; and,  
FIG. 5 is a bottom plan view thereof.  
The parts delineated in dashed lines form no part of the  
claimed design.

**1 Claim, 5 Drawing Sheets**








FIG. 1

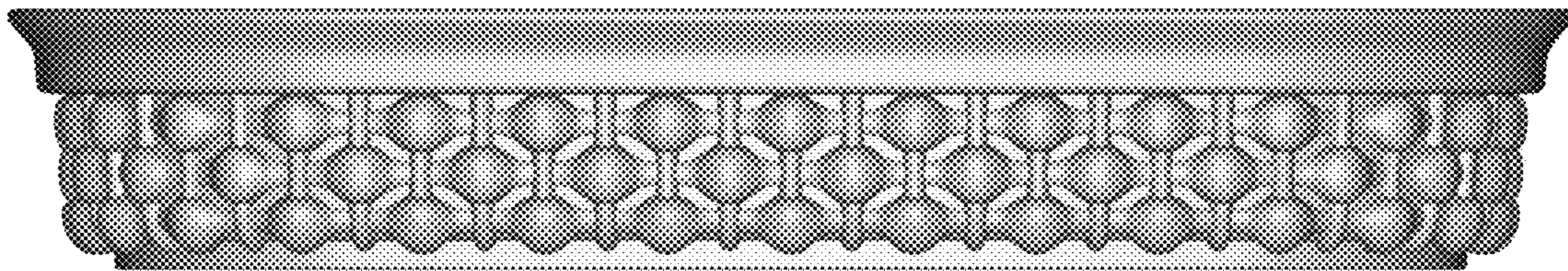


FIG. 2

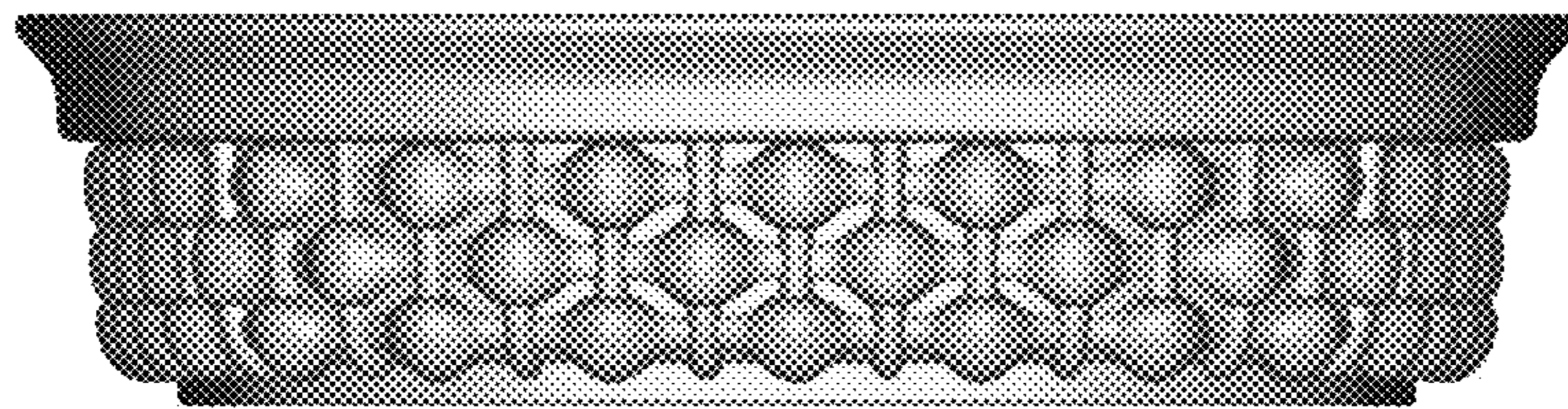


FIG. 3






FIG. 4




FIG. 5