



US00D940453S

(12) **United States Design Patent**
Gill et al.

(10) **Patent No.:** **US D940,453 S**
(45) **Date of Patent:** **** Jan. 11, 2022**

(54) **STRAP-ON IDENTIFICATION HOLDER**

(71) Applicant: **KwikSpace Guam**, Hagatna, GU (US)

(72) Inventors: **Peter E. Gill**, Tamuning, GU (US);
Peter E. Gill, III, Tamuning, GU (US)

(73) Assignee: **KwikSpace Guam**, Hagatna, GU (US)

(**) Term: **15 Years**

(21) Appl. No.: **29/705,766**

(22) Filed: **Sep. 16, 2019**

(51) **LOC (13) Cl.** **03-01**

(52) **U.S. Cl.**
USPC **D3/227**

(58) **Field of Classification Search**
USPC D3/227, 215; D20/22; D30/155
CPC A44C 3/00; A44C 3/001; A44C 11/18;
A45C 13/42; G09F 3/14; Y10T 24/394;
Y10T 24/1391

See application file for complete search history.

(56) **References Cited**

U.S. PATENT DOCUMENTS

D219,687 S *	1/1971	Tauber	D3/227
D287,864 S *	1/1987	Perfect	D20/22
D314,015 S *	1/1991	Hickman, Sr.	D20/27
D318,570 S *	7/1991	Walasek	D3/227
5,592,767 A *	1/1997	Treske	G09F 3/207 24/3.11
6,085,449 A *	7/2000	Tsui	A45C 13/42 2/67
D479,647 S *	9/2003	Paura	D3/215
D648,527 S *	11/2011	Booker	D3/227
D814,785 S *	4/2018	Wang	D3/227
2015/0144668 A1 *	5/2015	Chiu, Jr.	F16M 13/00 224/218

OTHER PUBLICATIONS

Vibrant badge holder . . . https://www.etsy.com/listing/764915183/vibrant-badge-holder-to-be-clipped-on-to?ga_order=most_relevant

&ga_search_type=all&ga_view_type=gallery&ga_search_query=id+badge+holder&ref=sr_gallery-1-2&frs=1&bes=1&col=1 (Year: 2020).*

Webstaurantstore verticle id holder . . . https://www.webstaurantstore.com/advantus-75657-2-1-8-x-3-3-8-black-vertical-id-card-holder-pack/328AVT75657.html?utm_source=google&utm_medium=cpc&utm_campaign=GoogleShopping&gclid=EAIalQobChMlq7fNy7LP8glVQgytBh3nFw7tEAsYJiABEgJSm_D_BwE 2003-2021.*

* cited by examiner

Primary Examiner — Catherine R Oliver-Garcia
(74) *Attorney, Agent, or Firm* — Nexsen Pruet, PLLC;
Seth L. Hudson

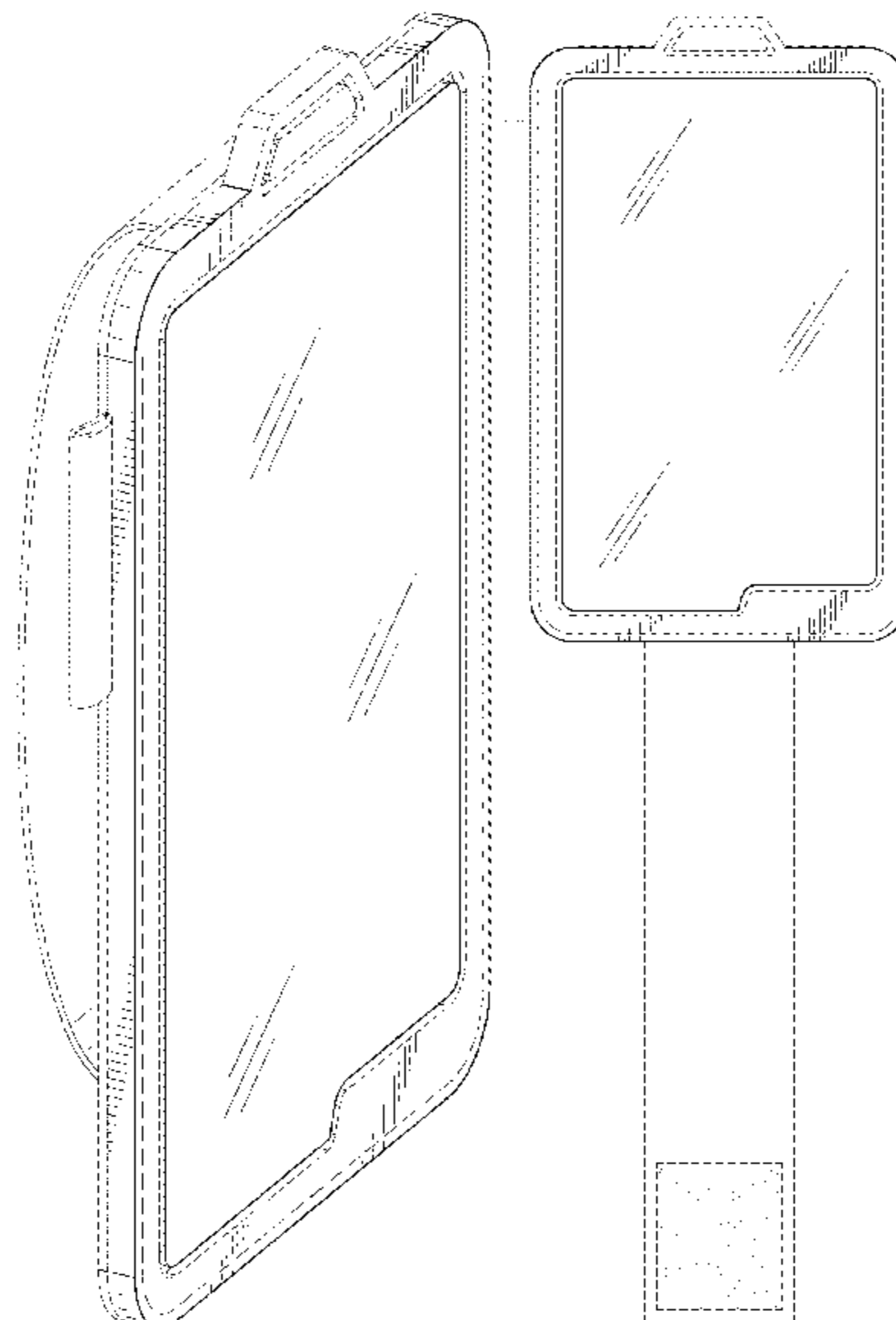
(57) **CLAIM**

The ornamental design for a strap-on identification holder, as shown and described.

DESCRIPTION

FIG. 1 is a front perspective view of a strap-on identification holder incorporating our new design; FIG. 2 is a rear perspective view thereof; FIG. 3 is a top plan view thereof; FIG. 4 is a bottom plan view thereof; FIG. 5 is a left side view thereof; FIG. 6 is a right side view thereof; FIG. 7 is a front view thereof; FIG. 8 is a rear view thereof; FIG. 9 is a front view thereof with a detached strap; and, FIG. 10 is a rear view thereof with a detached strap. The broken lines shown in the drawings illustrate portions of the strap-on identification holder that form no part of the claimed invention. The larger dashed lines around the outer perimeter of the holder represent top stitching.

1 Claim, 7 Drawing Sheets



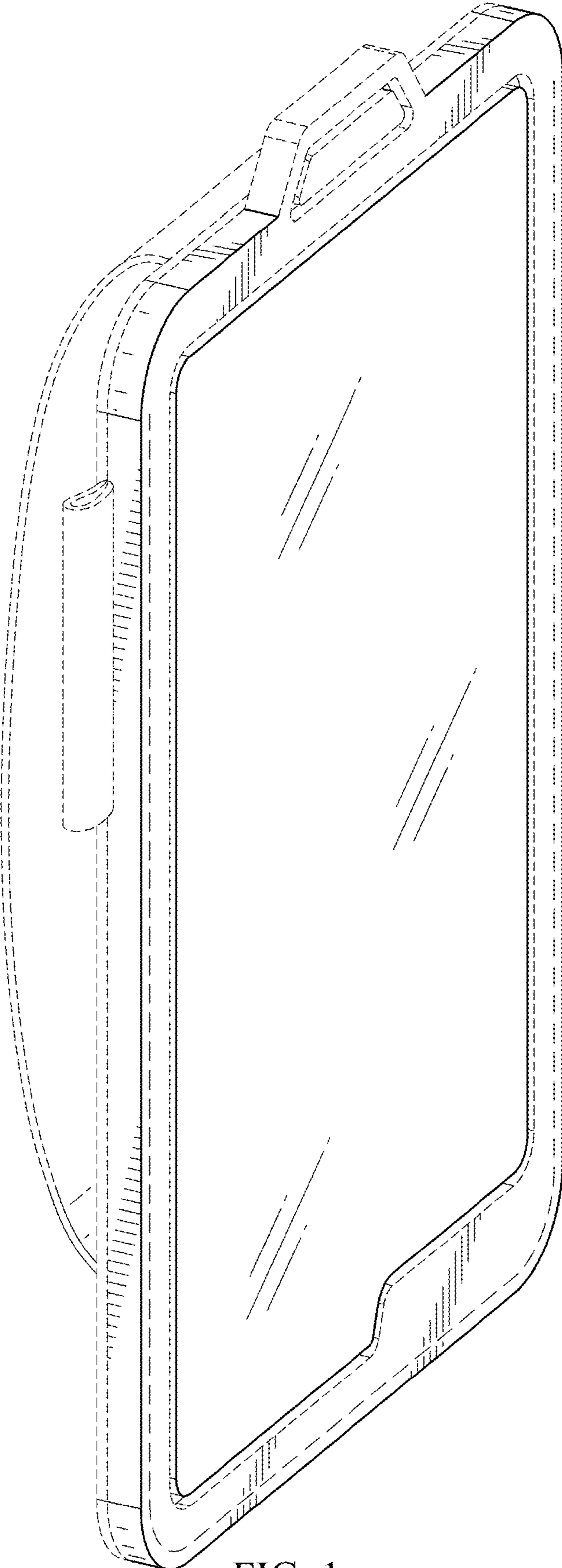


FIG. 1

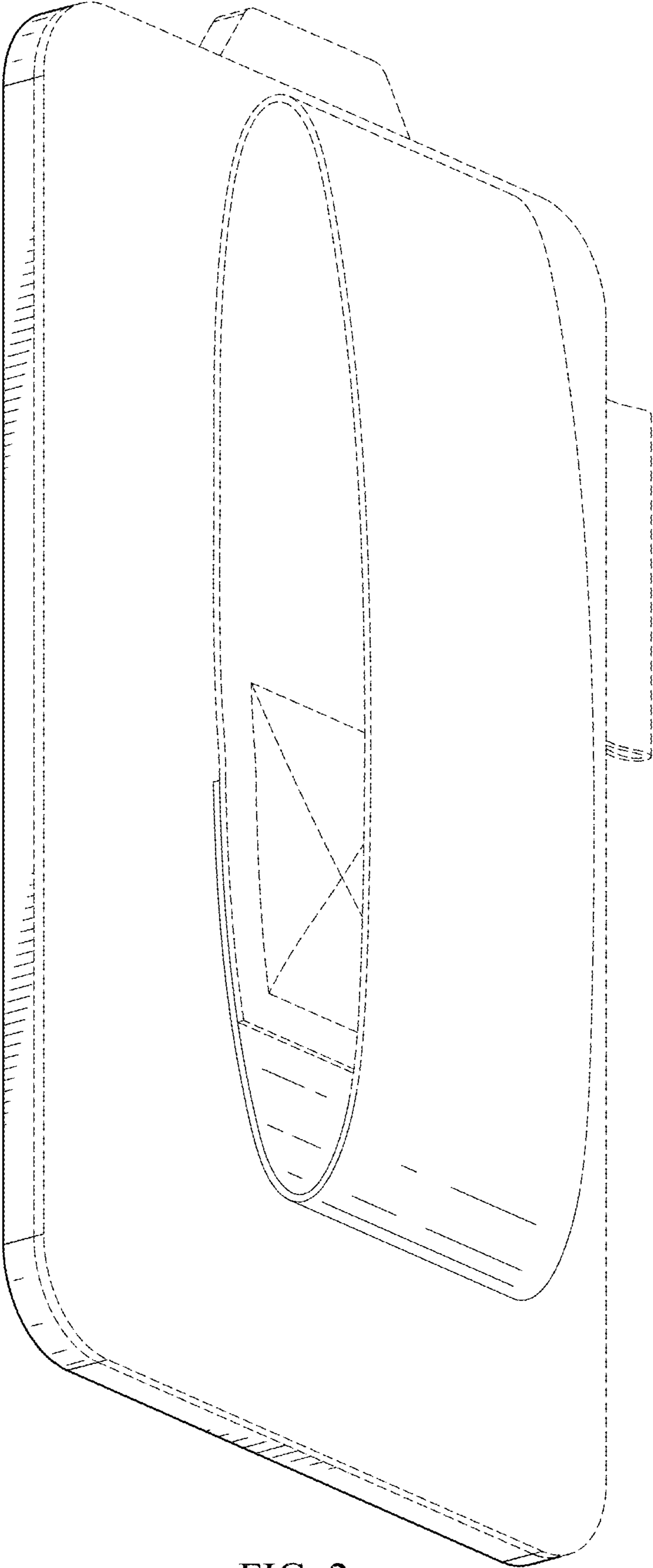


FIG. 2

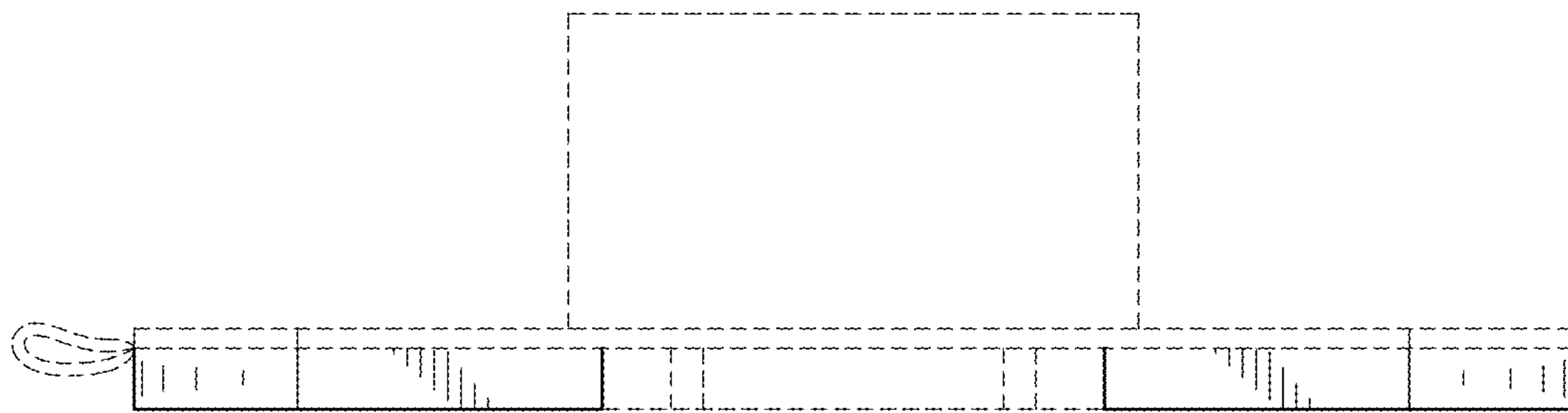


FIG. 3

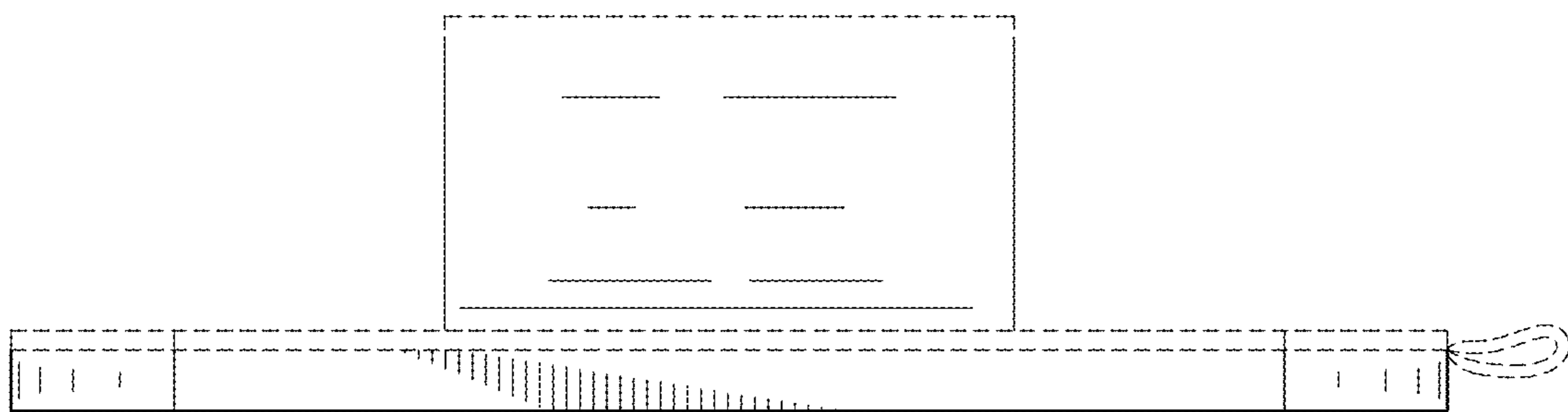


FIG. 4

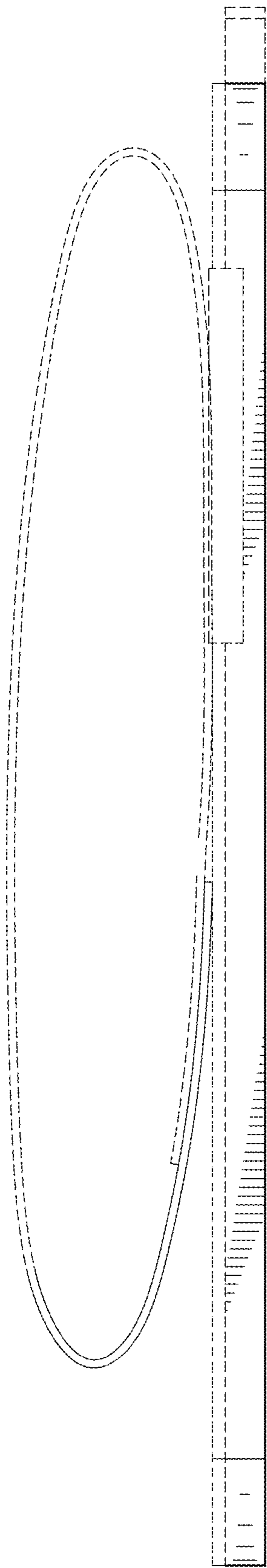


FIG. 5

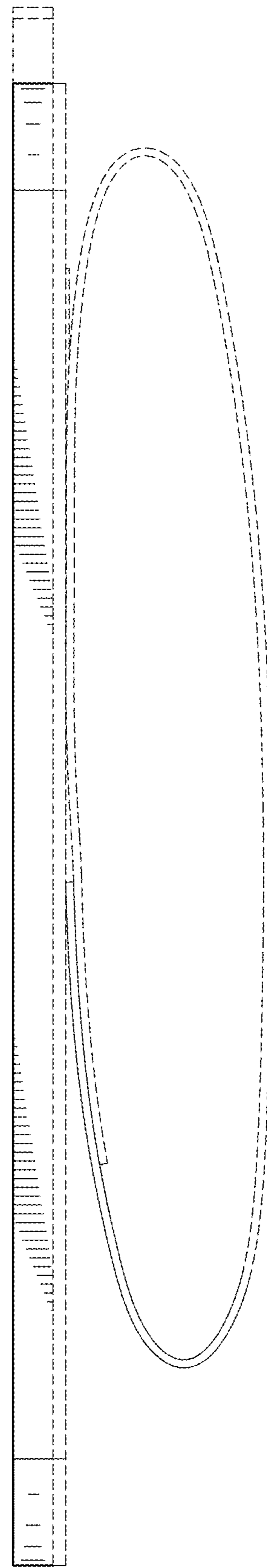


FIG. 6




FIG. 7




FIG. 8


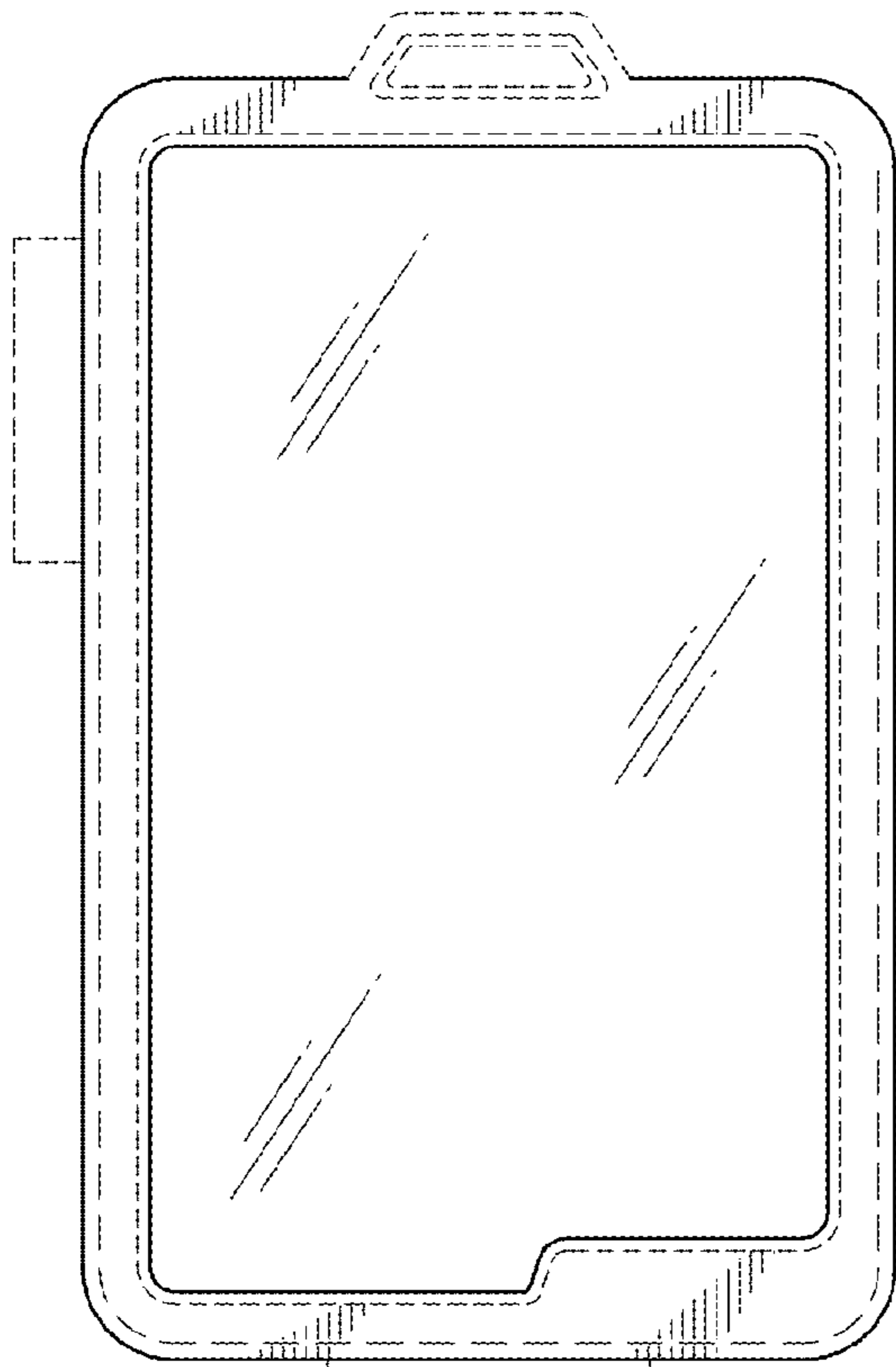


FIG. 9


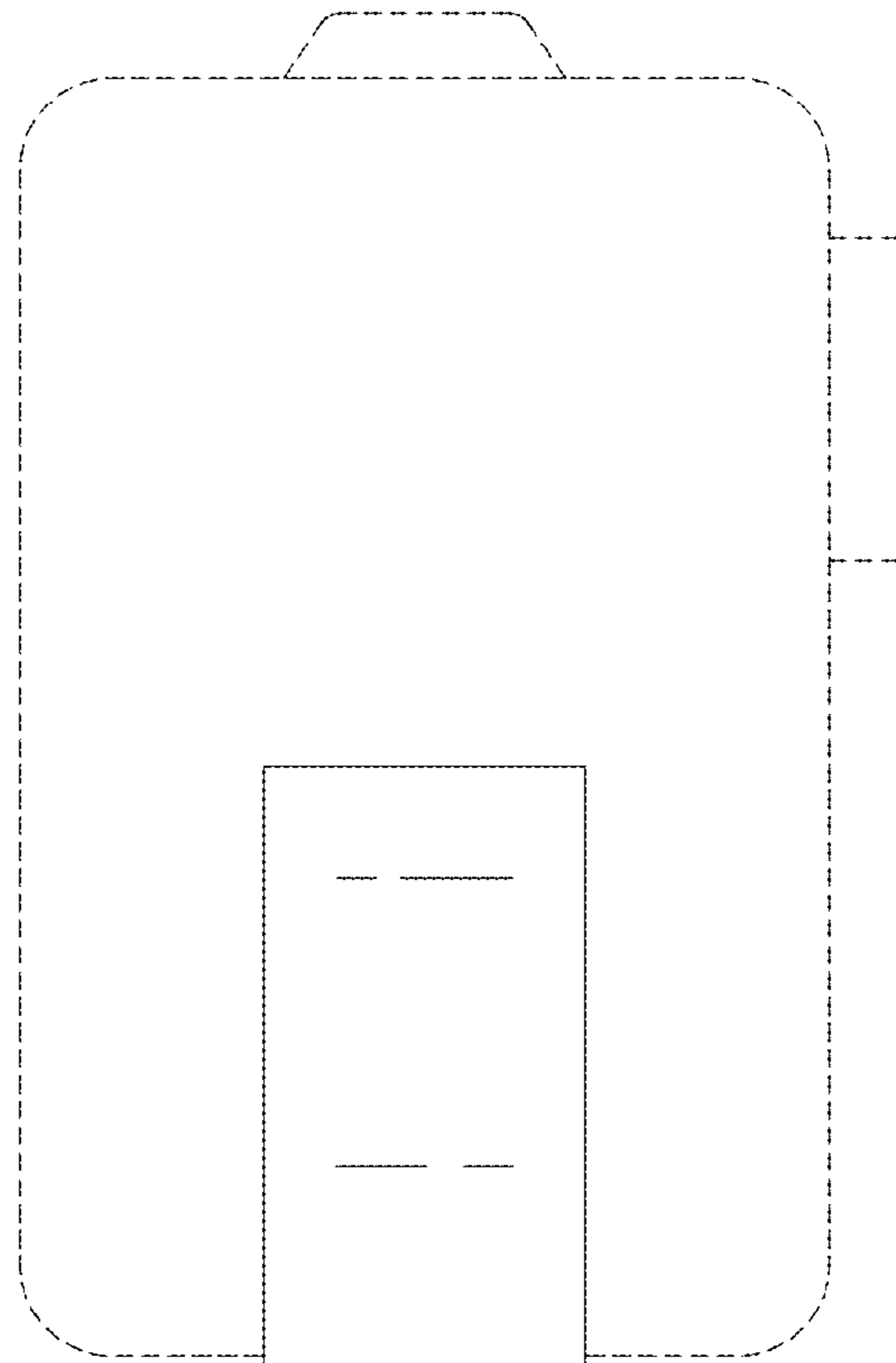


FIG. 10