



US00D940447S

(12) **United States Design Patent**
Noirhomme et al.

(10) **Patent No.:** **US D940,447 S**

(45) **Date of Patent:** **** Jan. 11, 2022**

(54) **SOLE**

CPC A43B 5/06; A43B 5/10
See application file for complete search history.

(71) Applicant: **adidas AG**, Herzogenaurach (DE)

(72) Inventors: **Adrien Francois Michel Noirhomme**,
Nuremberg (DE); **Marc Illan Arana**,
Nuremberg (DE); **Raphael Curet**,
Nuremberg (DE)

(73) Assignee: **adidas AG**, Herzogenaurach (DE)

(**) Term: **15 Years**

(21) Appl. No.: **29/756,140**

(22) Filed: **Oct. 26, 2020**

Related U.S. Application Data

(63) Continuation of application No. 29/681,686, filed on
Feb. 27, 2019, now Pat. No. Des. 901,136.

(30) **Foreign Application Priority Data**

| | | |
|--------------|------|----------------|
| Sep. 3, 2018 | (EM) | 005627155-0001 |
| Sep. 3, 2018 | (EM) | 005627155-0002 |
| Sep. 3, 2018 | (EM) | 005627155-0003 |
| Sep. 3, 2018 | (EM) | 005627155-0004 |
| Sep. 3, 2018 | (EM) | 005627155-0005 |
| Sep. 3, 2018 | (EM) | 005627155-0006 |
| Sep. 3, 2018 | (EM) | 005627155-0007 |
| Sep. 3, 2018 | (EM) | 005627155-0008 |
| Sep. 3, 2018 | (EM) | 005627155-0009 |

(51) **LOC (13) Cl.** **02-04**

(52) **U.S. Cl.**
USPC **D2/962**

(58) **Field of Classification Search**
USPC D2/902, 907, 908, 947, 949, 951, 955,
D2/956, 961, 962, 969

(56) **References Cited**

U.S. PATENT DOCUMENTS

| | | | | |
|--------------|--------|--------------|-------|--------|
| D210,714 S * | 4/1968 | Pradet | | D2/955 |
| D688,036 S * | 8/2013 | Dekovic | | D2/962 |
| D688,037 S * | 8/2013 | Dekovic | | D2/962 |
| D707,428 S * | 6/2014 | Seamarks | | D2/953 |
| D778,556 S * | 2/2017 | Lee | | D2/954 |
| D855,294 S | 8/2019 | Ilian et al. | | |

FOREIGN PATENT DOCUMENTS

EM 003362706-0001 10/2016

* cited by examiner

Primary Examiner — Kevin K Rudzinski

Assistant Examiner — Amber J Rabie

(74) *Attorney, Agent, or Firm* — Sterne, Kessler,
Goldstein & Fox P.L.L.C.

(57) **CLAIM**

The ornamental design for sole, as shown and described.

DESCRIPTION

FIG. 1 is a left side view of a sole showing the claimed design;

FIG. 2 is a right side view thereof;

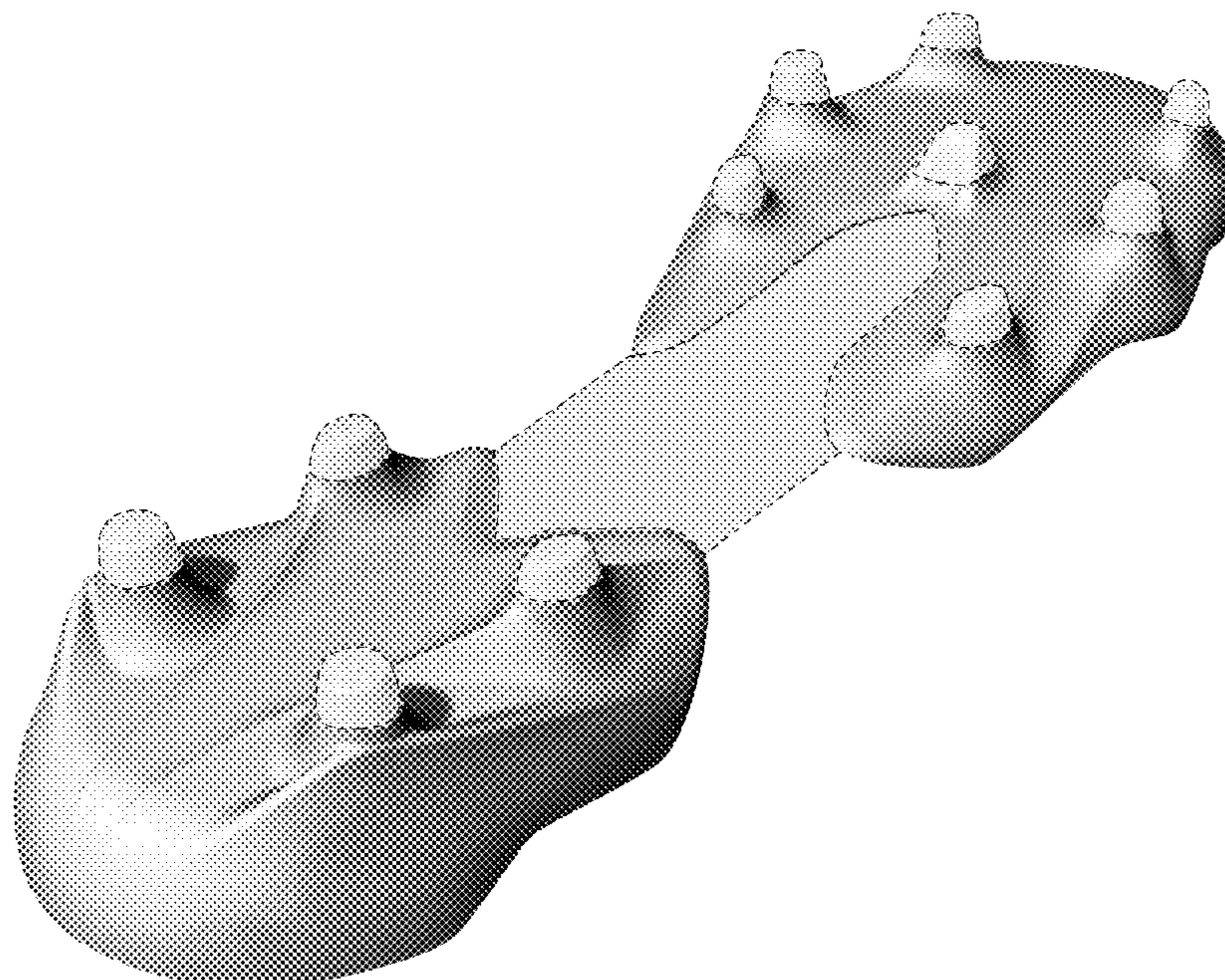
FIG. 3 is a front view thereof;

FIG. 4 is a rear view thereof; and,

FIG. 5 is a bottom rear perspective view thereof.

The broken lines in the figures and the area(s) within the broken lines show portions of the sole that form no part of the claimed design.

1 Claim, 5 Drawing Sheets



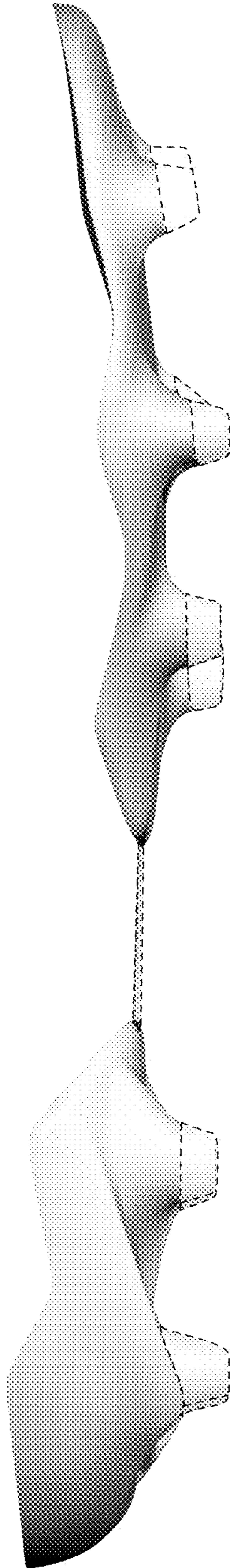


FIG. 1

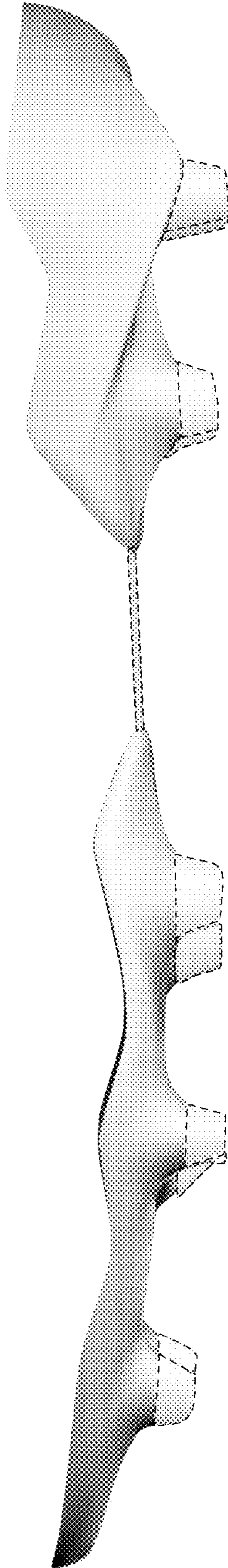


FIG. 2

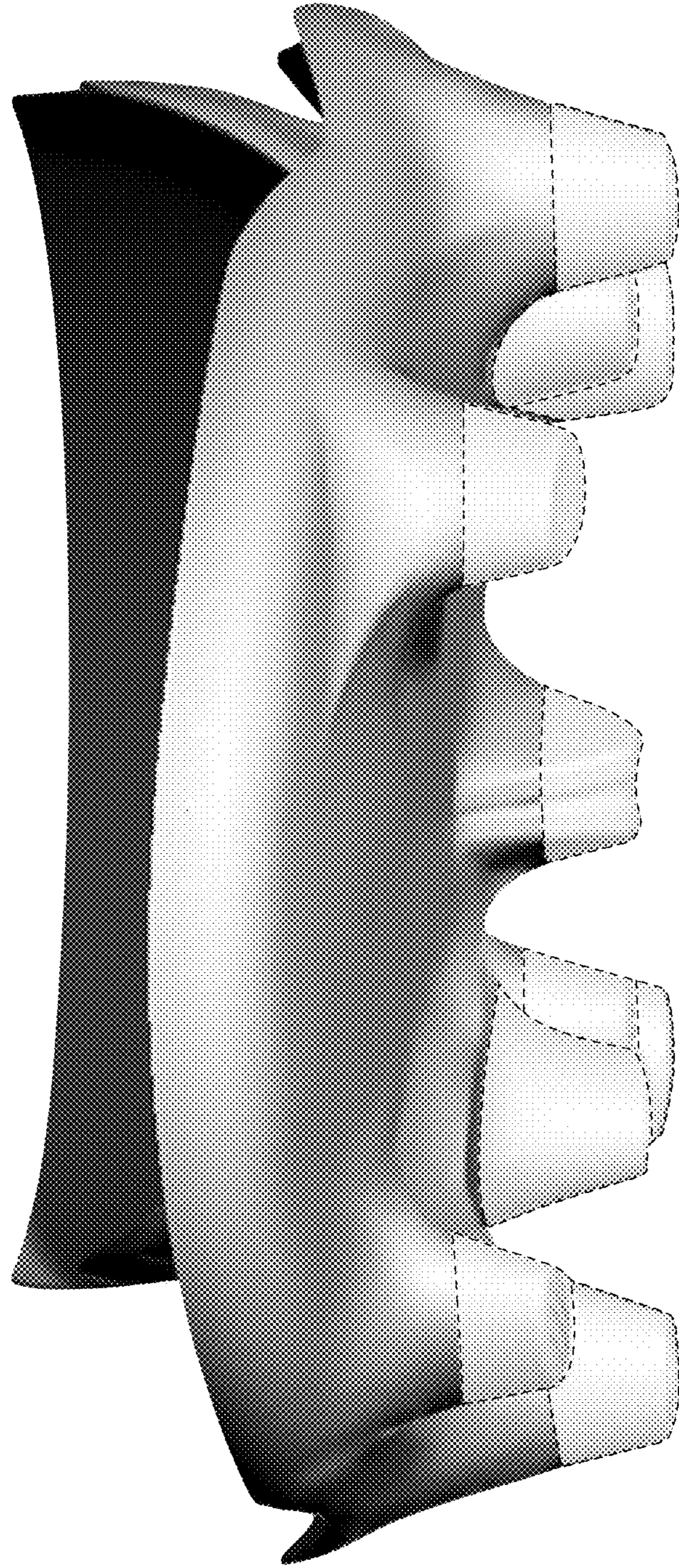


FIG. 3




FIG. 4

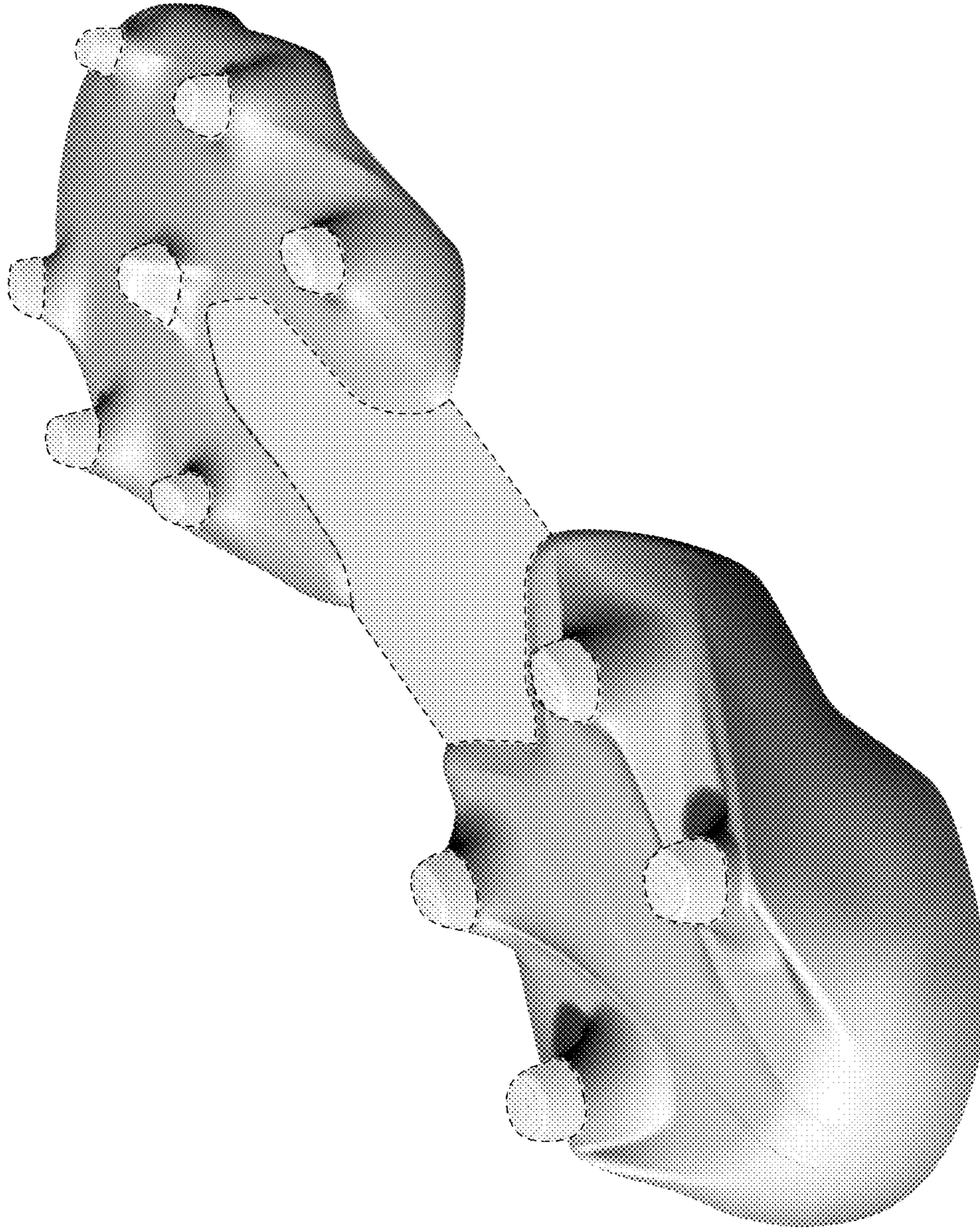


FIG. 5