



US00D940421S

(12) **United States Design Patent**
Han

(10) **Patent No.:** **US D940,421 S**

(45) **Date of Patent:** **** Jan. 4, 2022**

(54) **WIRE DRYING RACK**

(71) Applicant: **Hongyuan Han**, New Vernon, NJ (US)

(72) Inventor: **Hongyuan Han**, New Vernon, NJ (US)

(**) Term: **15 Years**

(21) Appl. No.: **29/729,945**

(22) Filed: **Mar. 31, 2020**

(51) **LOC (13) Cl.** **07-05**

(52) **U.S. Cl.**
USPC **D32/55**

(58) **Field of Classification Search**
USPC D32/55, 276, 3; D6/510, 525; D30/133;
211/41.5, 41.4, 41.3, 41.8; 361/679.4;
312/311, 333, 334.4; D7/354, 629
CPC A47J 47/20; A47J 2201/00; A47J 47/00;
B65D 35/02; B65D 35/22; B65D 35/56
See application file for complete search history.

(56) **References Cited**

U.S. PATENT DOCUMENTS

D819,289 S *	5/2018	Umholtz	D32/55
D820,543 S *	6/2018	Huang	D32/55
D846,220 S *	4/2019	Kraemer	D32/55
D874,775 S *	2/2020	Xie	D32/55
D887,098 S *	6/2020	Li	D32/55
D915,707 S *	4/2021	Li	D32/55

D915,708 S *	4/2021	Tang	D32/55
D919,218 S *	5/2021	Asis	D32/55
D921,316 S *	6/2021	Zhou	D32/55
D921,318 S *	6/2021	Ling	D32/55
D921,319 S *	6/2021	Xie	D32/55
D925,852 S *	7/2021	XiangZe	D32/55
2005/0167374 A1 *	8/2005	Yang	A47L 15/502 211/41.18

* cited by examiner

Primary Examiner — Austin Murphy

(74) *Attorney, Agent, or Firm* — Preti Flaherty Beliveau & Pachios LLP

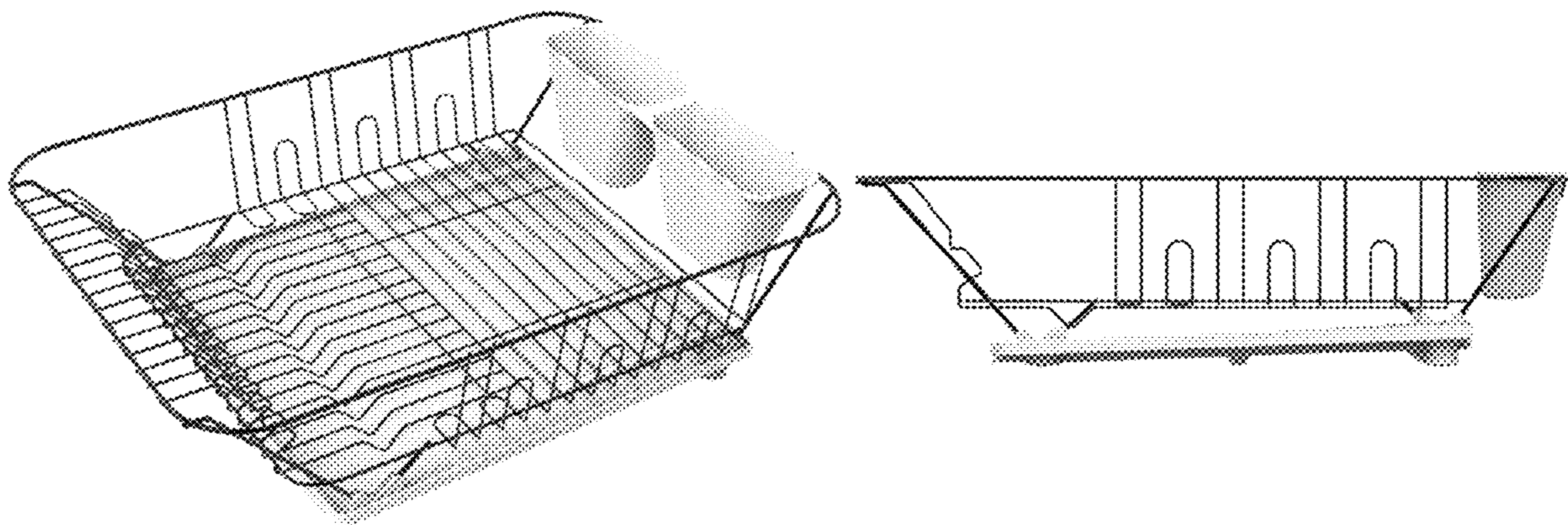
(57) **CLAIM**

The ornamental design for a wire drying rack, as shown and described.

DESCRIPTION

FIG. 1 is an upper-front-left perspective view of a wire drying rack according to the present invention; FIG. 2 is a top view of the wire drying rack of FIG. 1; FIG. 3 is a bottom view of the wire drying rack of FIG. 1; FIG. 4 is a front view of the wire drying rack of Fig., the back view being significantly reciprocal of the front view; FIG. 5 is a left view of the wire drying rack of FIG. 1; and, FIG. 6 is a right view of the wire drying rack of FIG. 1.

1 Claim, 5 Drawing Sheets



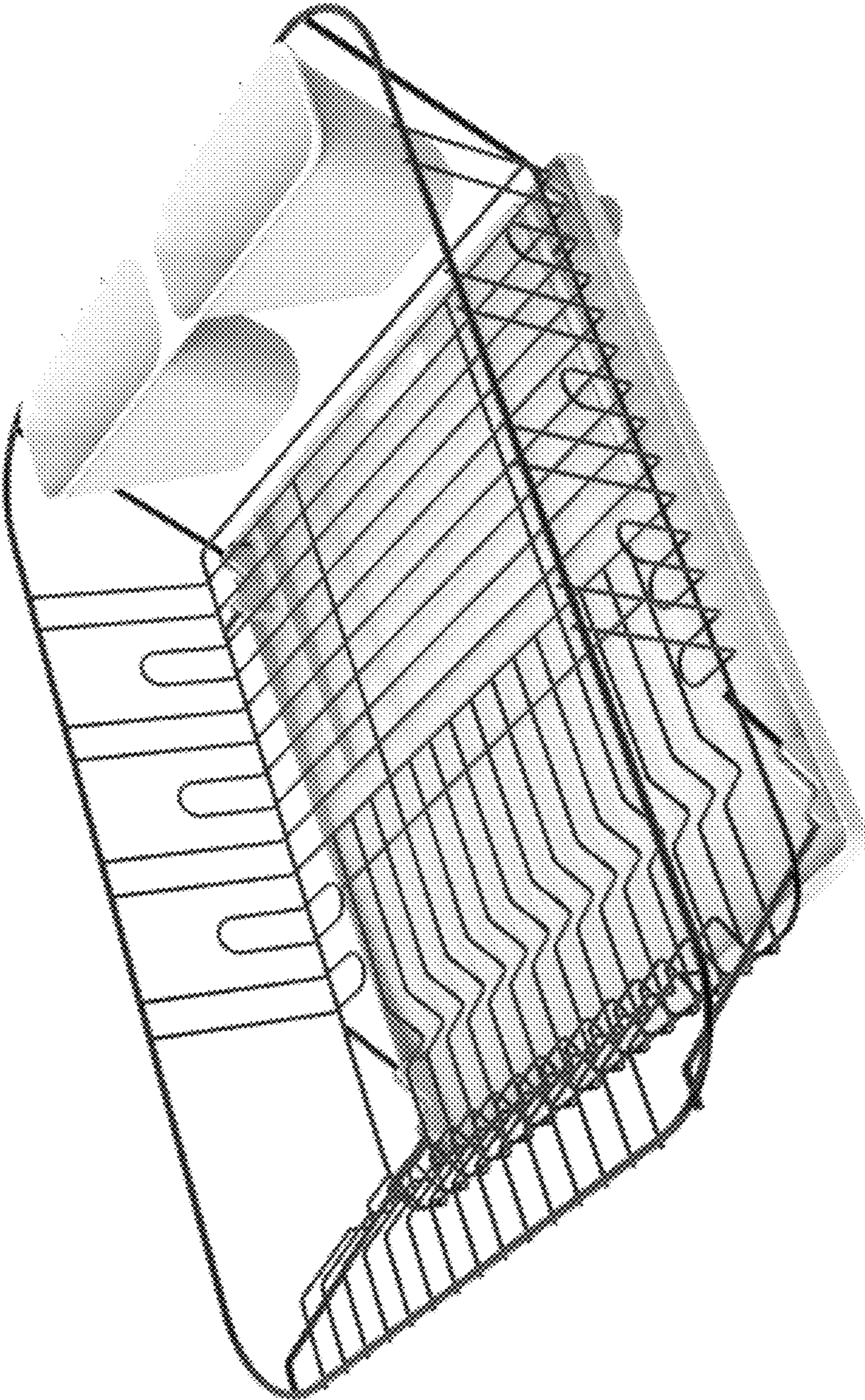


Fig. 1




Fig. 2

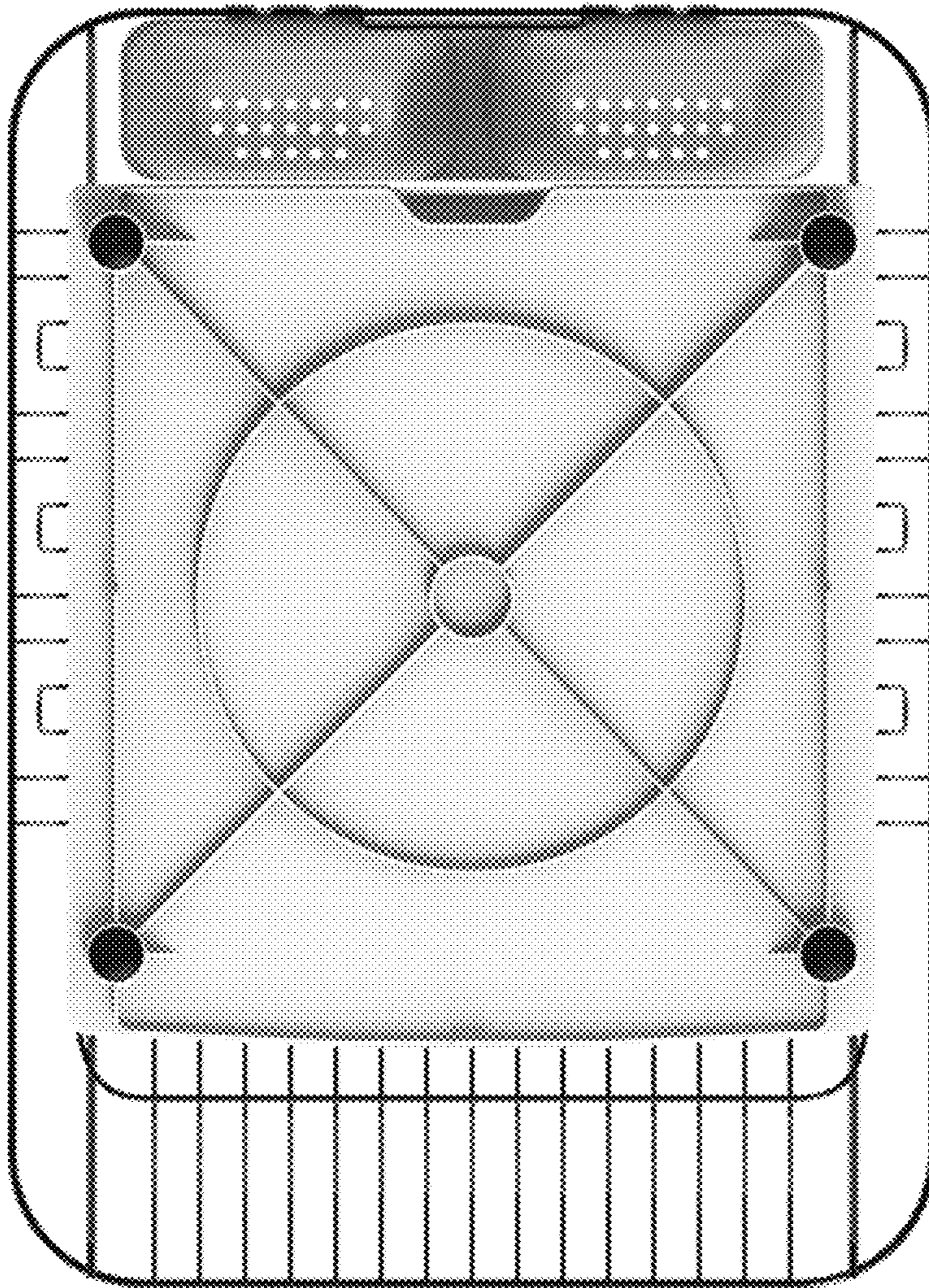


Fig. 3

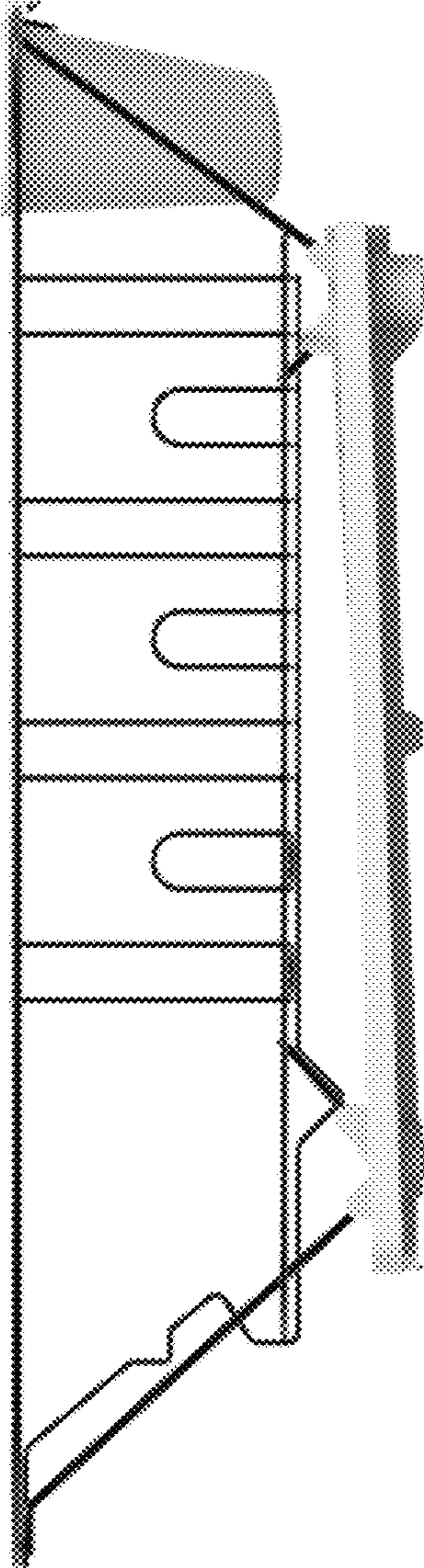


Fig. 4

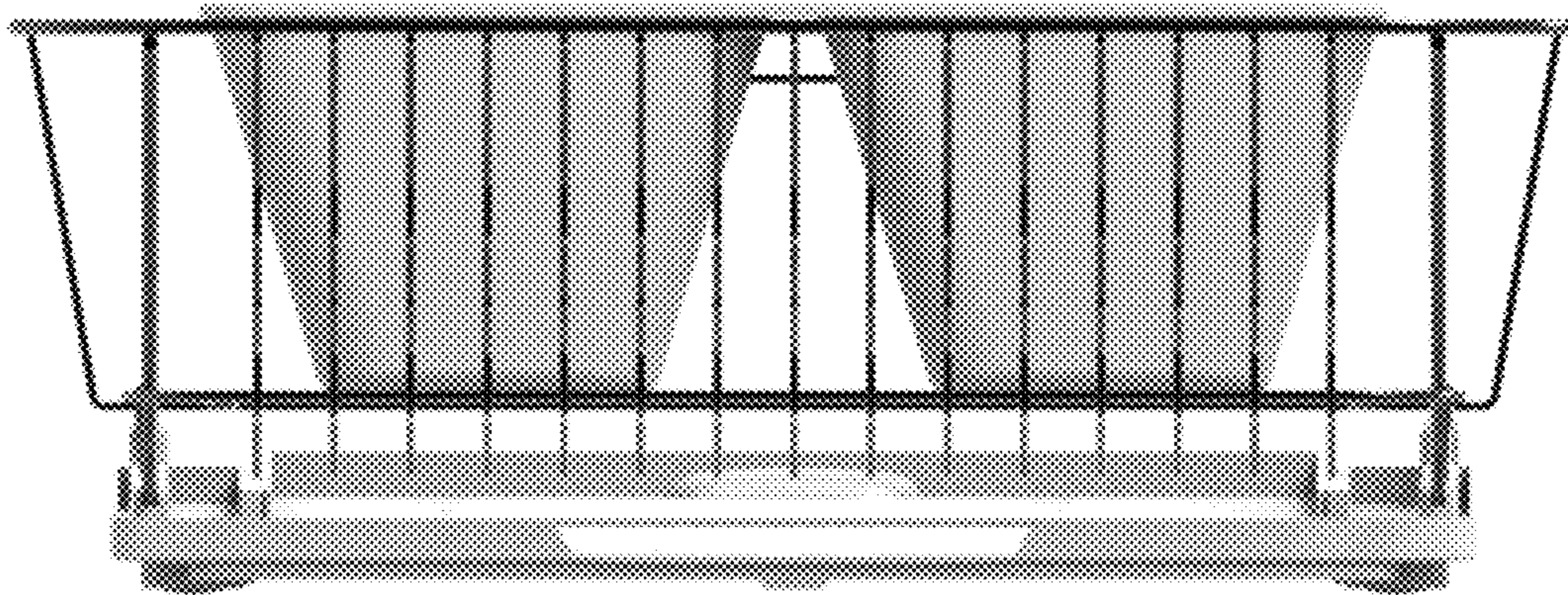


Fig. 5

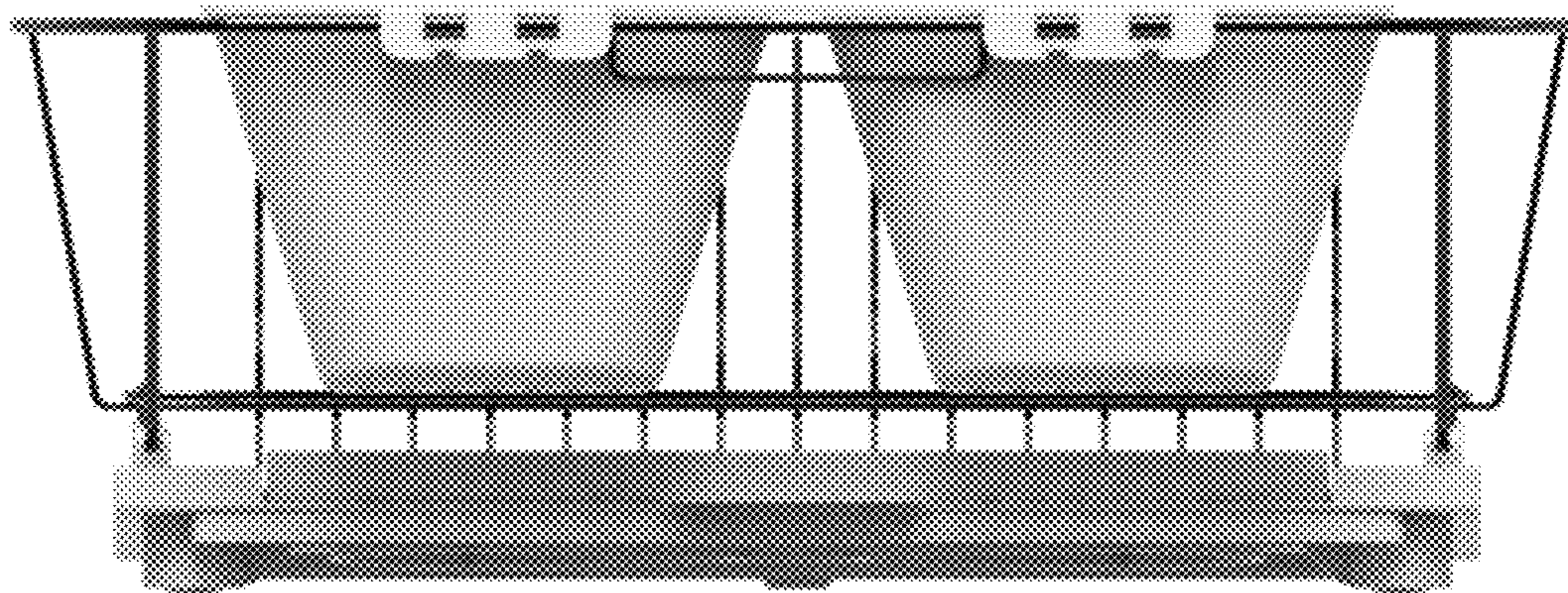


Fig. 6