



(12) **United States Design Patent**
Rose

(10) **Patent No.:** **US D940,420 S**
(45) **Date of Patent:** **** Jan. 4, 2022**

(54) **SHOE CLEANING DEVICE**
(71) Applicant: **GRIP SPRITZ LLC**, Parma, OH (US)
(72) Inventor: **Tom Rose**, Parma, OH (US)
(73) Assignee: **GRIP SPRITZ LLC**, Parma, OH (US)
(**) Term: **15 Years**
(21) Appl. No.: **29/718,287**

5,996,160 A 12/1999 Pruitt
6,146,588 A 11/2000 Deighton
6,534,146 B1 * 3/2003 Mentz, Jr. B60N 3/044
15/215
6,554,782 B2 * 4/2003 Robbins, III A47G 27/0206
428/120
6,651,288 B1 11/2003 Hackett
D514,762 S * 2/2006 Franco D28/63
D543,318 S 5/2007 Bohnen et al.
8,142,410 B2 3/2012 Rovaniemi
(Continued)

(22) Filed: **Dec. 23, 2019**
(51) **LOC (13) Cl.** **07-05**
(52) **U.S. Cl.**
USPC **D32/40**
(58) **Field of Classification Search**
USPC D3/201, 272-274; D32/40-43, 1;
D7/546, 601-602, 354; D28/73; D4/123,
D4/127-128, 130, 133, 199
CPC B65D 43/02; A43B 3/00; A47L 13/10
See application file for complete search history.

FOREIGN PATENT DOCUMENTS

WO WO D075690-002 * 4/2011

OTHER PUBLICATIONS

Amazon Sole Suede Nubuck cleaning kit, reviews 2015, site visited May 22, 2021, https://www.amazon.com/Sof-Sole-Suede-Nubuck-Cleaning/dp/B003IJ6GS0/ref=sr_1_150?dchild=1&keywords=shoe+cleaning+cloth&qid=1621731698&sr=8-150#customerReviews.*

Primary Examiner — John R Yeh
(74) *Attorney, Agent, or Firm* — Rankin, Hill & Clark LLP

(56) **References Cited**

U.S. PATENT DOCUMENTS

1,992,648 A 2/1935 Browne
2,282,672 A 5/1942 Nelson
3,253,293 A 5/1966 George et al.
3,578,738 A 5/1971 Hughes
3,696,459 A 10/1972 Kucera et al.
3,911,520 A 10/1975 Tupper
4,240,760 A * 12/1980 Levine A47K 7/03
401/201
4,353,944 A * 10/1982 Tarui A47L 23/26
15/217
4,425,677 A * 1/1984 Cox A47L 23/26
15/104.92
4,793,018 A * 12/1988 Ehrich A47L 23/266
134/184
4,866,805 A 9/1989 Oden et al.
5,164,164 A * 11/1992 Strickler A47L 23/266
15/104.92
5,297,309 A 3/1994 Rotoli
5,556,685 A 9/1996 Swicegood, Jr.

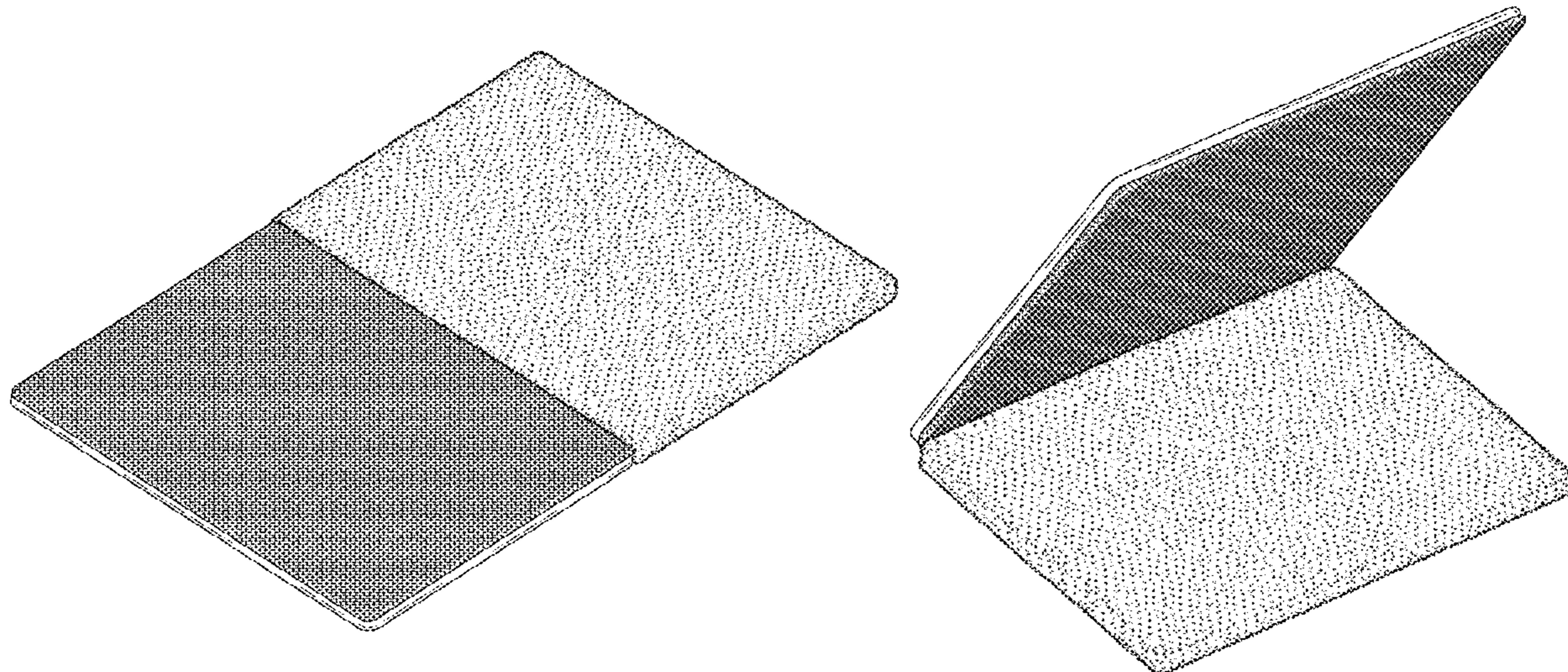
(57) **CLAIM**

The ornamental design for a shoe cleaning device, as shown and described.

DESCRIPTION

FIG. 1 is a front, right side perspective of my design for a shoe cleaning device in an open configuration; FIG. 2 is a top view thereof; FIG. 3 is a bottom view thereof; FIG. 4 is a right side view thereof; FIG. 5 is a left side view thereof; FIG. 6 is a front view thereof; FIG. 7 is a rear view thereof; and, FIG. 8 is a rear, right side perspective view illustrating the device in a partially closed configuration.

1 Claim, 6 Drawing Sheets



(56)

References Cited

U.S. PATENT DOCUMENTS

D674,565	S *	1/2013	Koenig	D32/40
D685,544	S *	7/2013	Clarke	D32/40
D685,962	S *	7/2013	Timm	D32/40
D690,067	S *	9/2013	Tekulve	D32/40
8,533,888	B2	9/2013	Kessler	
D714,506	S *	9/2014	Yamada	D32/40
D779,142	S *	2/2017	Baldwin	D32/40
D836,275	S *	12/2018	Pellegrino	D32/40
D858,018	S *	8/2019	Blom	D32/40
D867,704	S *	11/2019	Hagee	D32/40
D869,807	S *	12/2019	Pellegrino	D32/40
D918,620	S *	5/2021	Flemming	D6/583
2004/0078909	A1	4/2004	Coppa	
2006/0110582	A1	5/2006	Dohmers et al.	
2007/0271715	A1	11/2007	Scoralle	
2014/0223684	A1	8/2014	Hawkins	

* cited by examiner

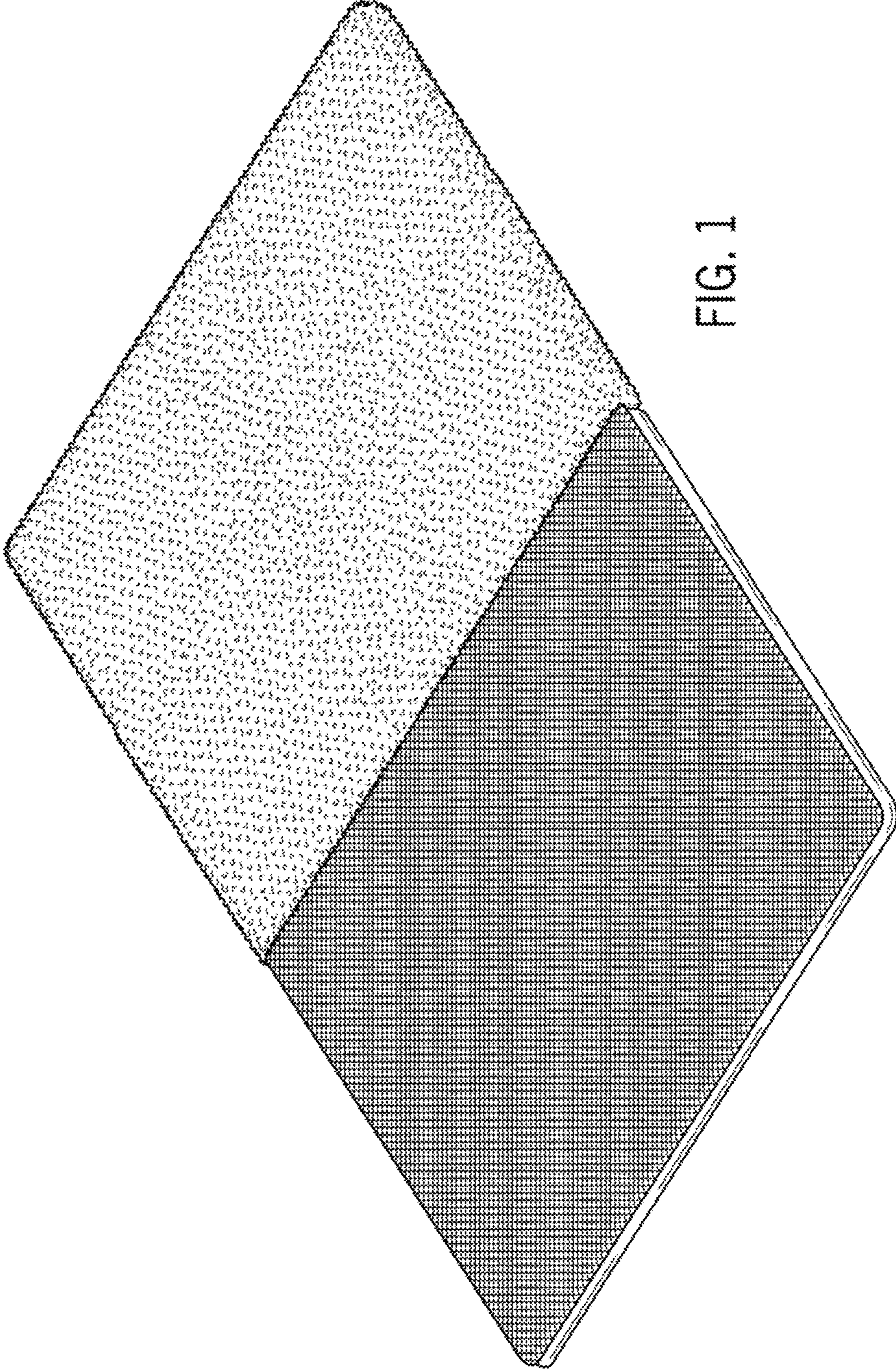


FIG. 1




FIG. 2




FIG. 3



FIG. 4



FIG. 5



FIG. 6



FIG. 7

FIG. 8

