



US00D940409S

(12) **United States Design Patent**  
**Childs**

(10) **Patent No.:** **US D940,409 S**

(45) **Date of Patent:** **\*\* Jan. 4, 2022**

(54) **HORSE SHOERING KNIFE**

(71) Applicant: **Jon Arthur Childs**, Agua Dulce, CA  
(US)

(72) Inventor: **Jon Arthur Childs**, Agua Dulce, CA  
(US)

(\*\*) Term: **15 Years**

(21) Appl. No.: **29/787,167**

(22) Filed: **Jun. 4, 2021**

(51) **LOC (13) Cl.** ..... **30-99**

(52) **U.S. Cl.**  
USPC ..... **D30/158**

(58) **Field of Classification Search**  
USPC ..... D30/158, 199; D8/14, 98, 99, 105  
CPC ..... A01L 15/00; A01L 11/00; A01K 15/00;  
A01K 11/00  
See application file for complete search history.

(56) **References Cited**

**U.S. PATENT DOCUMENTS**

4,187,607	A *	2/1980	Simuro	.....	B26B 11/001 168/48.1
4,376,798	A *	3/1983	Diaz	.....	B32B 3/28 428/43
5,176,222	A *	1/1993	Tippin	.....	A01K 11/00 168/48.1
D365,895	S *	1/1996	Graves	.....	D30/199
6,176,319	B1 *	1/2001	Ehrmann	.....	A01L 11/00 168/48.1
D448,572	S *	10/2001	Gravlee	.....	D30/158
D476,545	S *	7/2003	Gamble	.....	D8/100
D690,476	S *	9/2013	Noel	.....	D30/158
8,591,056	B2 *	11/2013	Glunz	.....	A01L 15/00 362/119
D698,504	S *	1/2014	Glunz	.....	D30/158

D705,503	S *	5/2014	Brask	.....	D30/158
D709,250	S *	7/2014	Walker	.....	D30/158
D712,100	S *	8/2014	Aulwes	.....	D30/158
2006/0179986	A1 *	8/2006	Luber	.....	A01L 11/00 83/142

**OTHER PUBLICATIONS**

Pamphlet The KC Knife with Step Saver Handle, 2003 Jo C Bar, Inc., 1 pg.

\* cited by examiner

*Primary Examiner* — Philip S Hyder

(57) **CLAIM**

The ornamental design for a horse shoeing knife, as shown and described.

**DESCRIPTION**

FIG. 1 is a right-side elevation view of a horse shoeing knife, showing the new design, wherein the tape measure is retracted;

FIG. 2 is a left side elevation view thereof;

FIG. 3 is a bottom plan view thereof;

FIG. 4 is a top plan view thereof;

FIG. 5 is a front elevation view thereof;

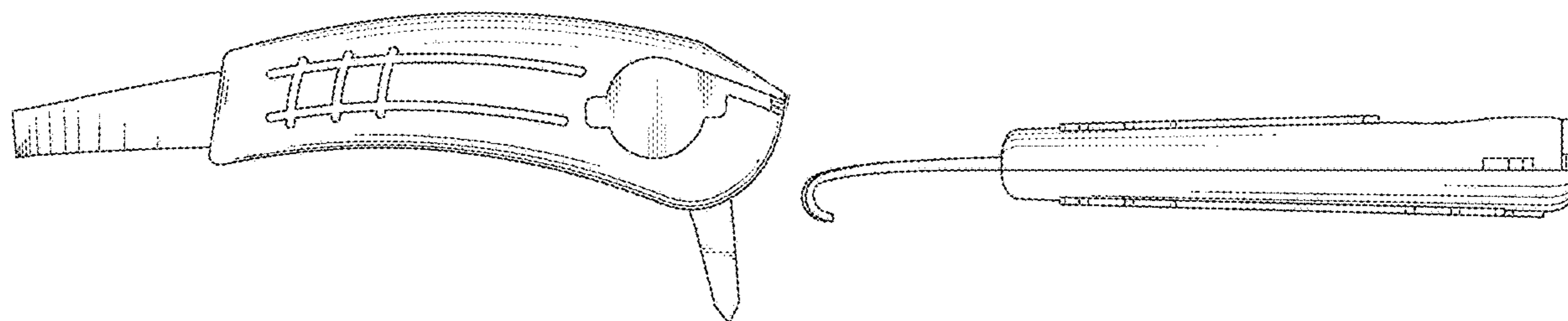
FIG. 6 is a rear elevation view thereof;

FIG. 7 is a right-side elevation view of the horse shoeing knife, wherein the tape measure is extended;

FIG. 8 is bottom plan view thereof, wherein the tape measure is extended; and,

FIG. 9 is a front elevation view thereof, wherein the tape measure is extended.

**1 Claim, 9 Drawing Sheets**



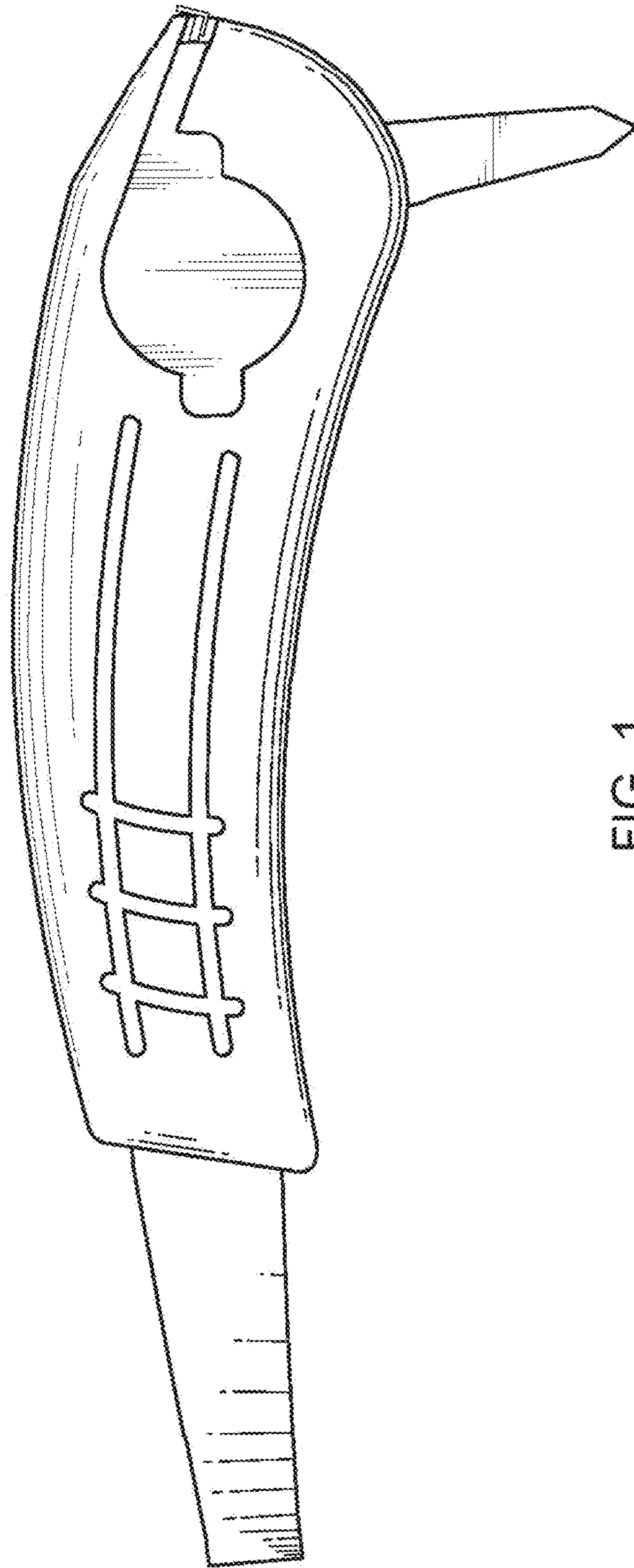


FIG. 1

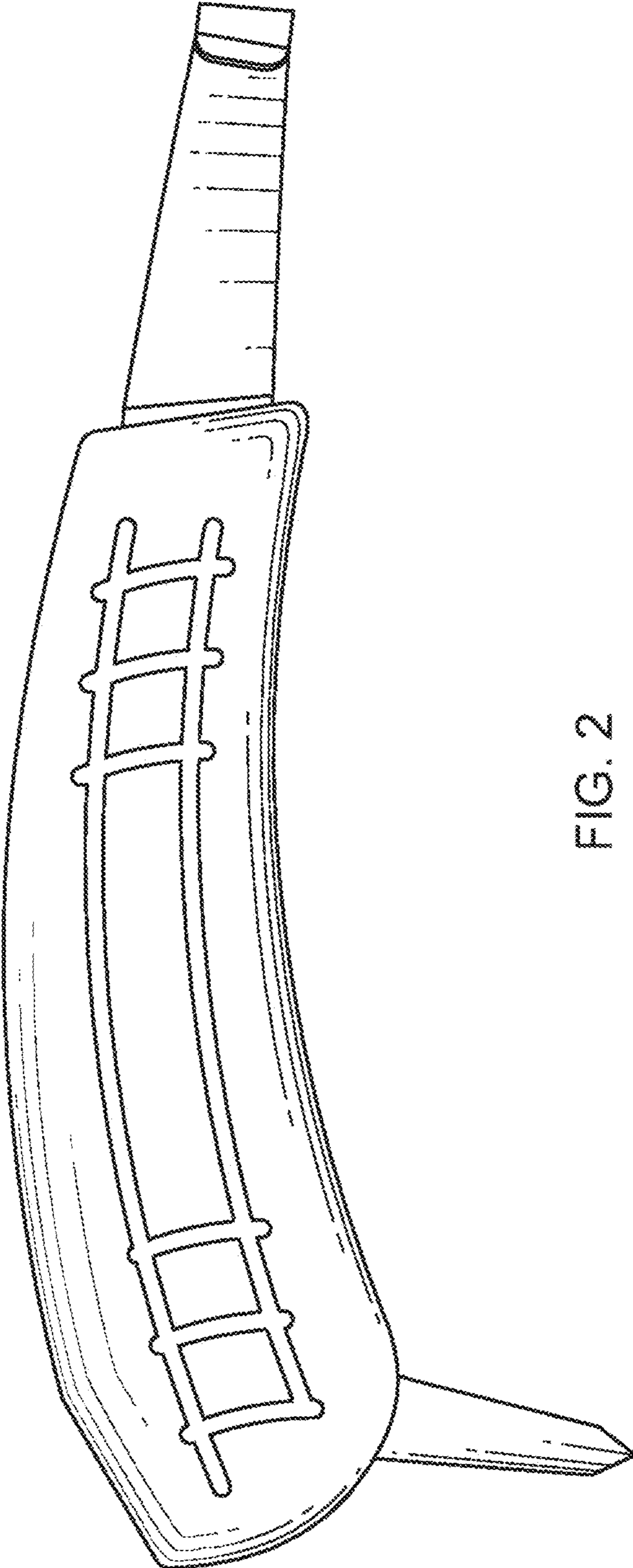


FIG. 2

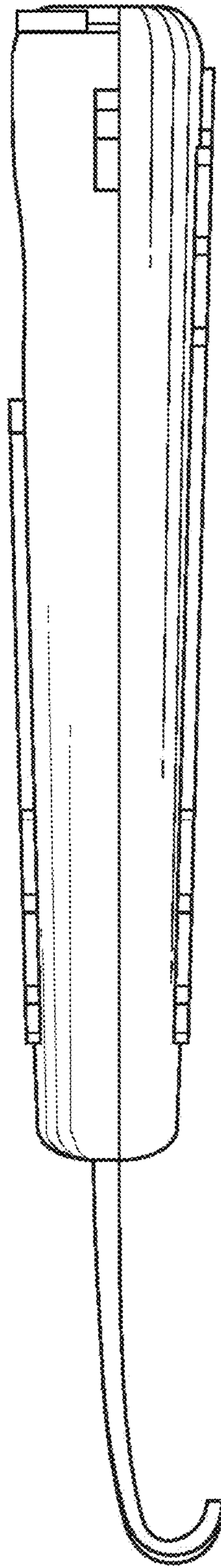


FIG. 3

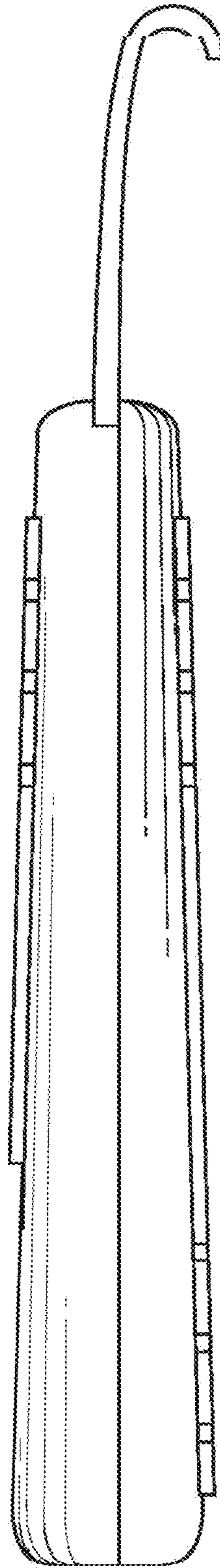


FIG. 4



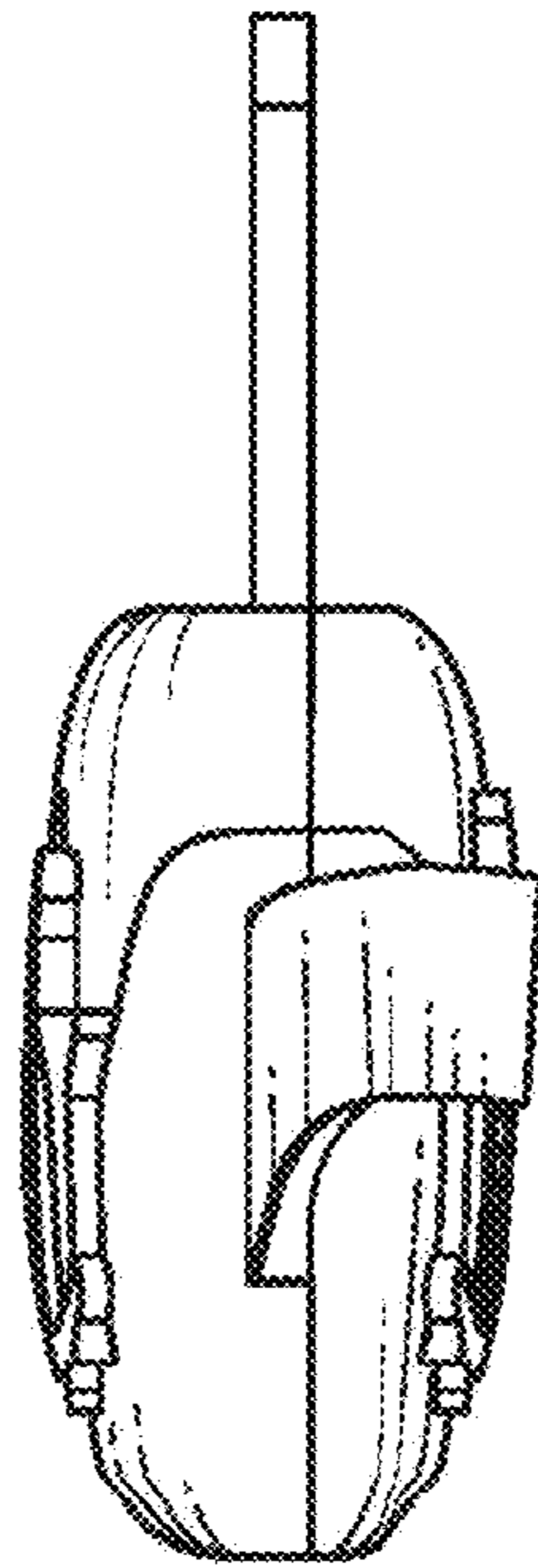


FIG. 5

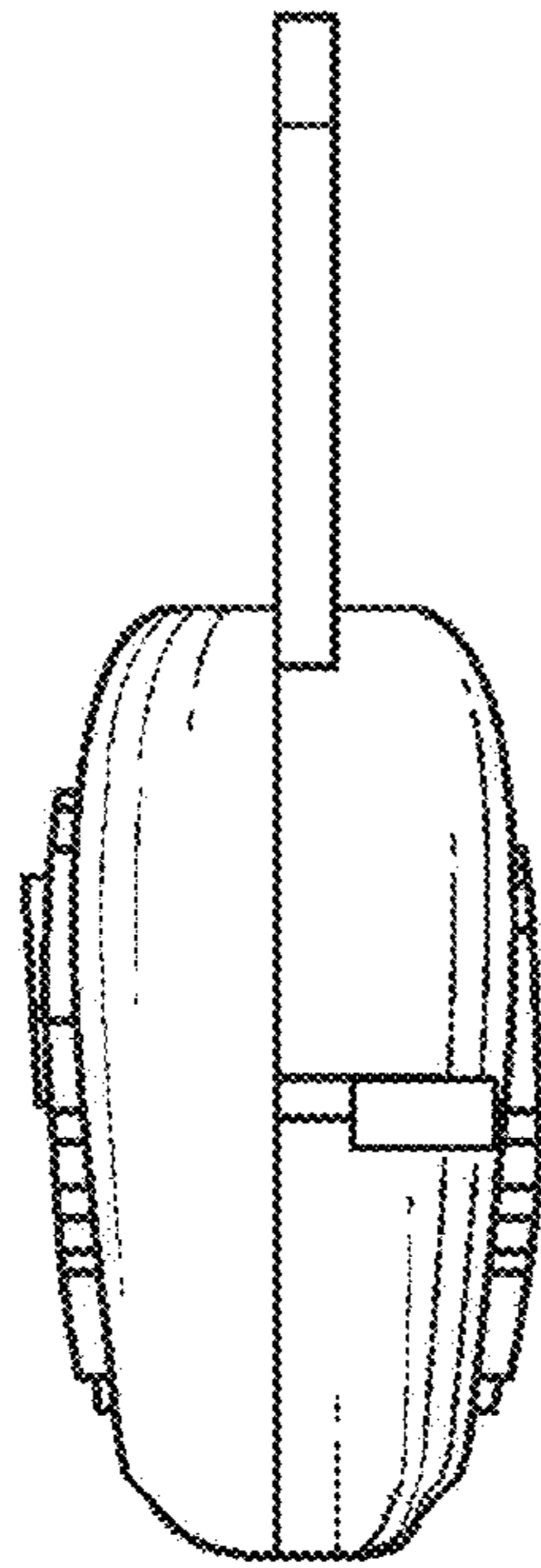


FIG. 6

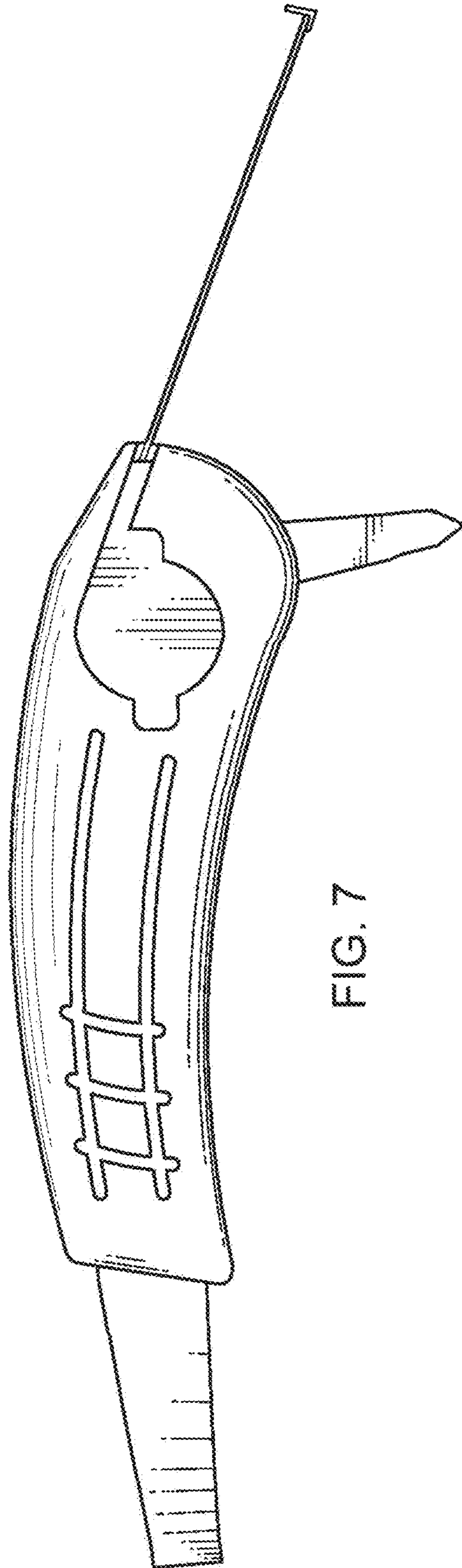


FIG. 7



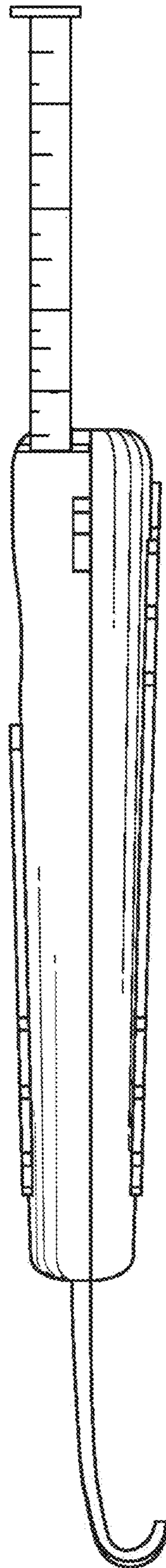


FIG. 8

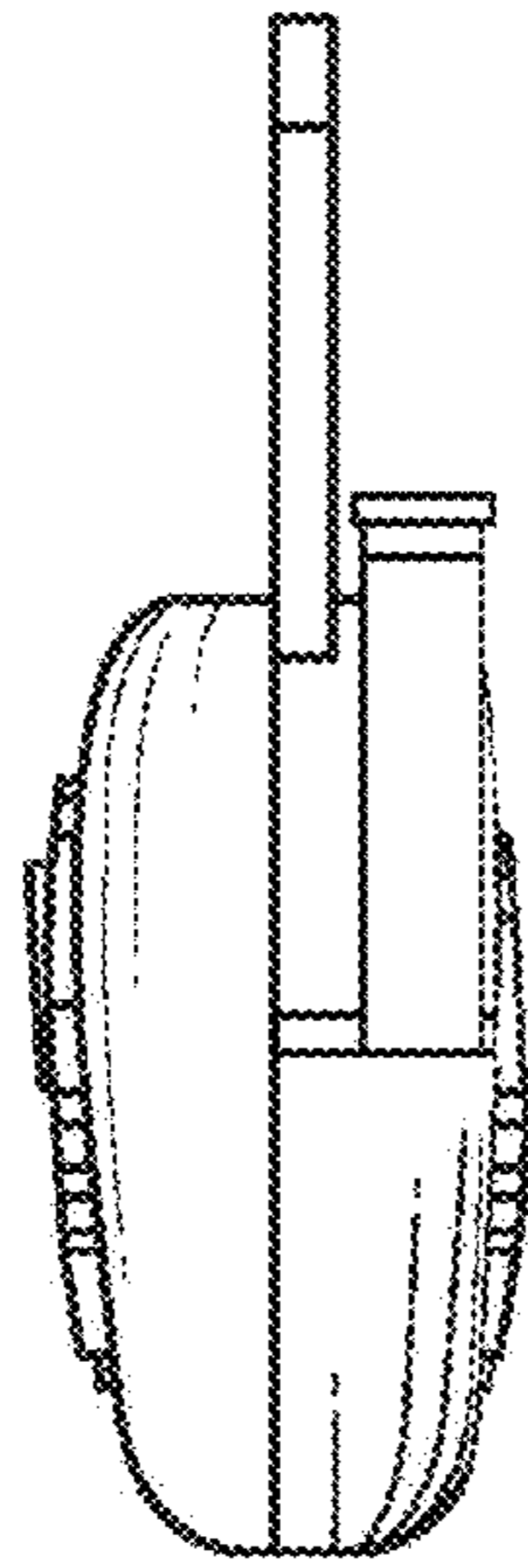


FIG. 9