



US00D940387S

(12) **United States Design Patent** (10) **Patent No.:** **US D940,387 S**
Guo (45) **Date of Patent:** **** Jan. 4, 2022**

(54) **ELECTRONIC CIGARETTE**
(71) Applicant: **Shenzhen Greensmoke Technology Co., Ltd., Shenzhen (CN)**
(72) Inventor: **Lantian Guo, Shenzhen (CN)**
(**) Term: **15 Years**

D844,232 S * 3/2019 Qiu D27/163
D848,673 S * 5/2019 Xu D27/183
D854,236 S * 7/2019 Qiu D27/101
D881,454 S * 4/2020 Wright D27/162
D881,458 S * 4/2020 Ouyang D27/162
D881,461 S * 4/2020 Wright D27/162
D881,462 S * 4/2020 Wright D27/162
D896,086 S * 9/2020 Stephens D9/523

(21) Appl. No.: **29/748,695**
(22) Filed: **Aug. 31, 2020**

(30) **Foreign Application Priority Data**
Mar. 1, 2020 (CN) 202030065141.8
(51) **LOC (13) Cl.** **27-02**
(52) **U.S. Cl.**
USPC **D27/162**
(58) **Field of Classification Search**
USPC D27/162, 100, 103, 163–165, 167, 169,
D27/171, 172, 183, 185–194; D23/360,
D23/366; D24/110, 110.5; D13/103;
D7/416, 417; D9/516, 522, 523, 572
CPC A24F 47/008; A24F 47/006; A24F 47/002;
A24F 47/004; A61M 15/00; A61M 15/06;
A61M 15/0021
See application file for complete search history.

(56) **References Cited**
U.S. PATENT DOCUMENTS
D604,616 S * 11/2009 Farrell D9/516
D814,693 S * 4/2018 Qiu D27/101
D821,639 S * 6/2018 Dai D27/162
D822,272 S * 7/2018 Miller D27/101
D827,921 S * 9/2018 Miller D27/101
D831,270 S * 10/2018 Qiu D27/162
D831,272 S * 10/2018 Qiu D27/162
D832,501 S * 10/2018 Qiu D27/162
D836,242 S * 12/2018 Xu D27/162

OTHER PUBLICATIONS

Vape Pod Kit By: Vaporesso <https://www.directvapor.com/vaporesso-target-pm80-vape-pod-kit/> Apr. 24, 2020.*

* cited by examiner

Primary Examiner — Marissa J Cash
Assistant Examiner — Rebecca Tsehaye
(74) *Attorney, Agent, or Firm* — Novoclaims Patent Services LLC; Mei Lin Wong

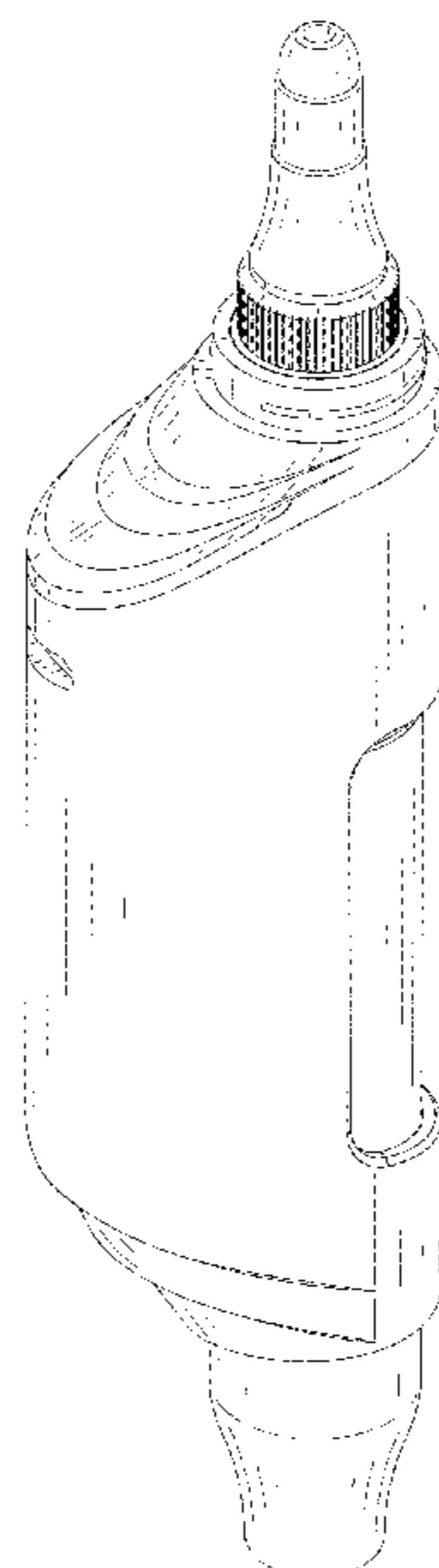
(57) **CLAIM**

The ornamental design for an electronic cigarette, as shown and described.

DESCRIPTION

FIG. 1 is a front perspective view of an electronic cigarette, showing my new design;
FIG. 2 is another perspective view thereof;
FIG. 3 is a front elevational view thereof;
FIG. 4 is a rear elevational view thereof;
FIG. 5 is a left side elevational view thereof;
FIG. 6 is a right side elevational view thereof;
FIG. 7 is a top plan view thereof;
FIG. 8 is a bottom plan view thereof; and,
FIG. 9 is a perspective view thereof, showing the electronic cigarette covered by a cap.
The broken lines in the drawings depict portions of the electronic cigarette that form no part of the claimed design.

1 Claim, 9 Drawing Sheets



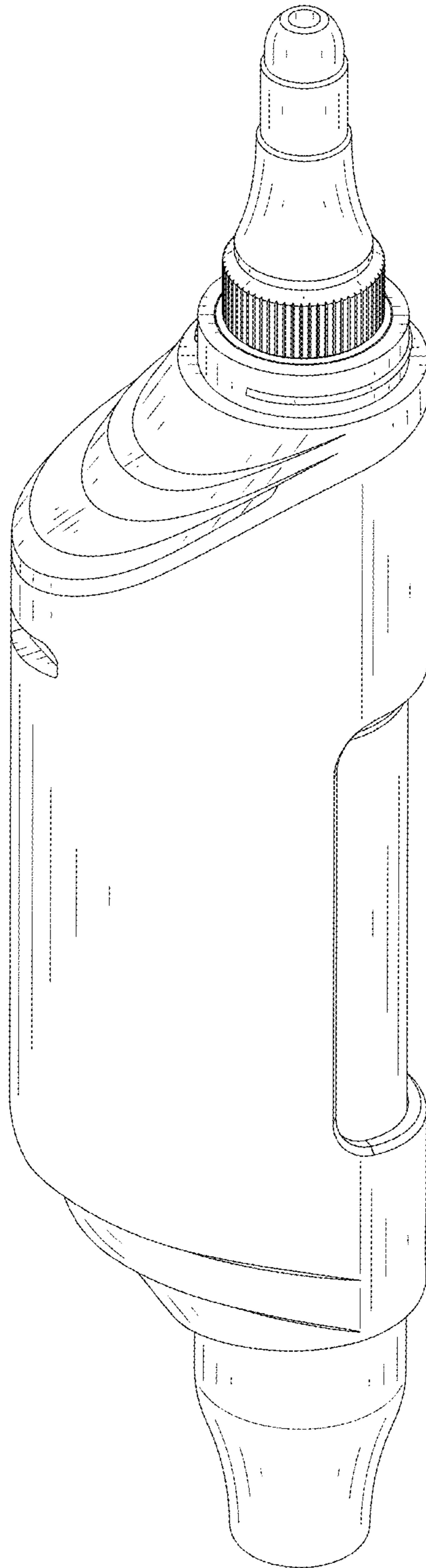


FIG. 1

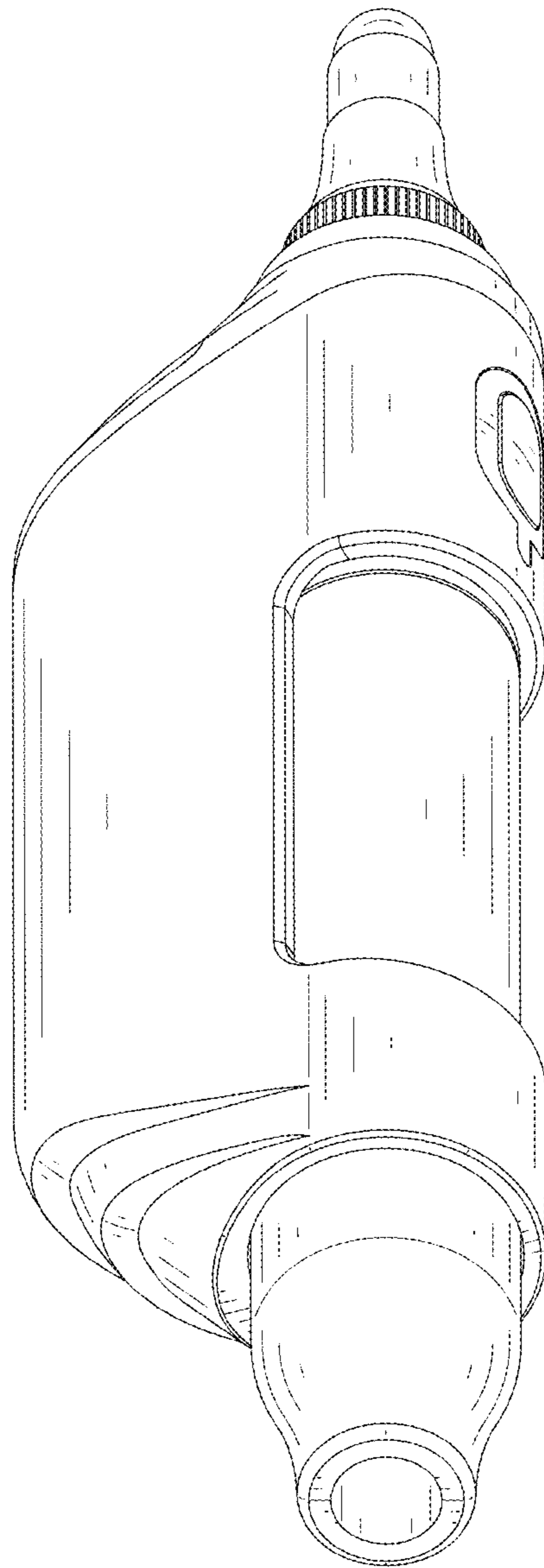


FIG.2

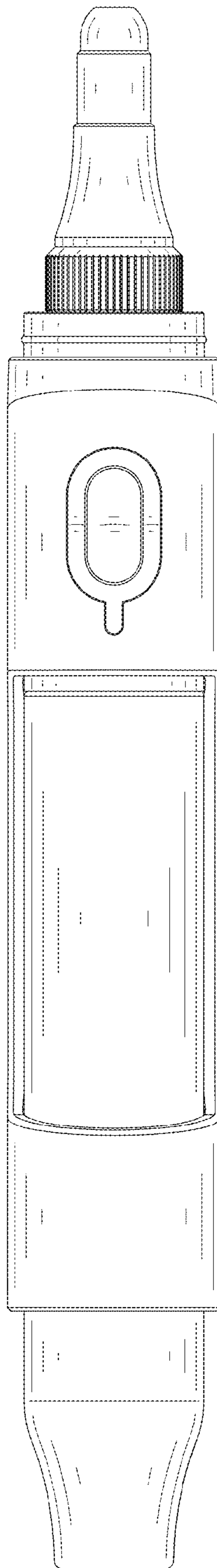


FIG.3

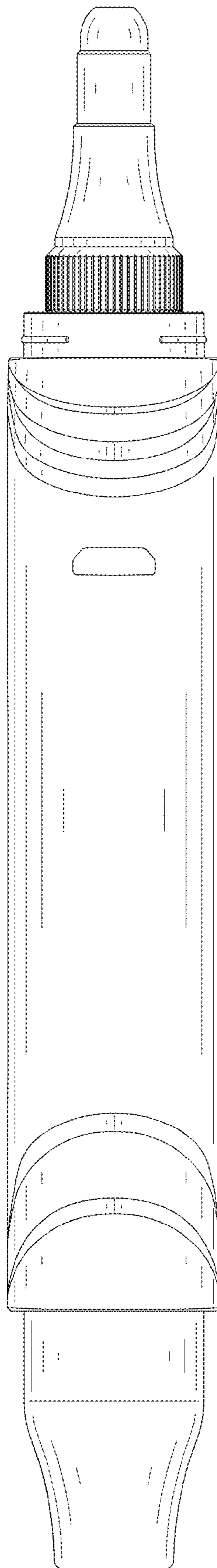


FIG.4

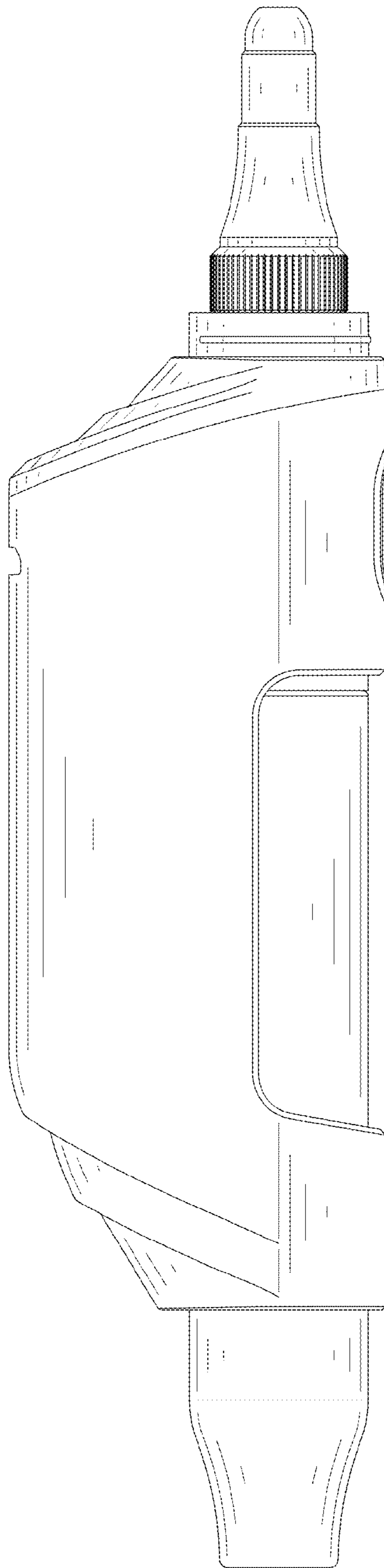


FIG.5

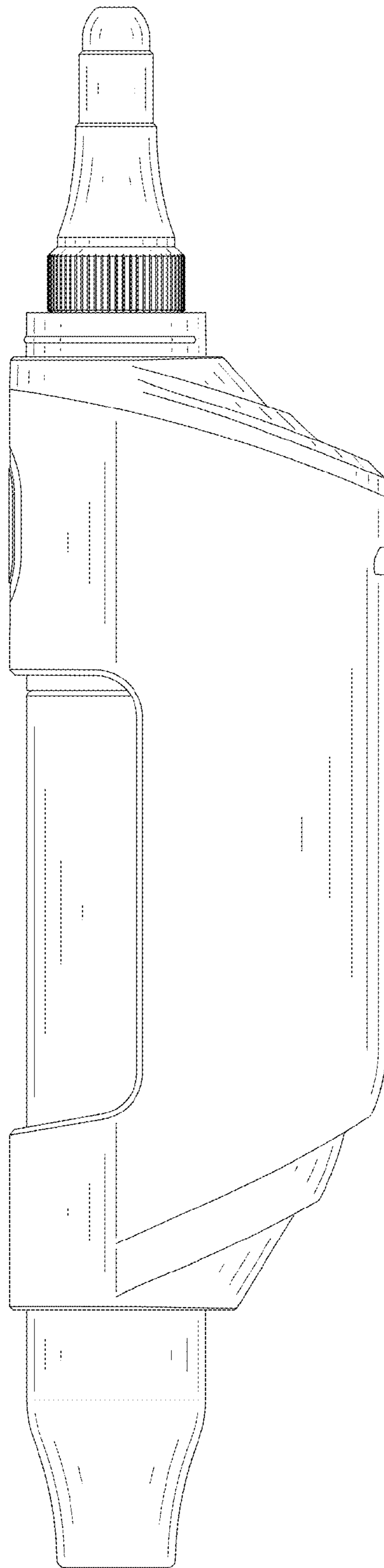


FIG.6

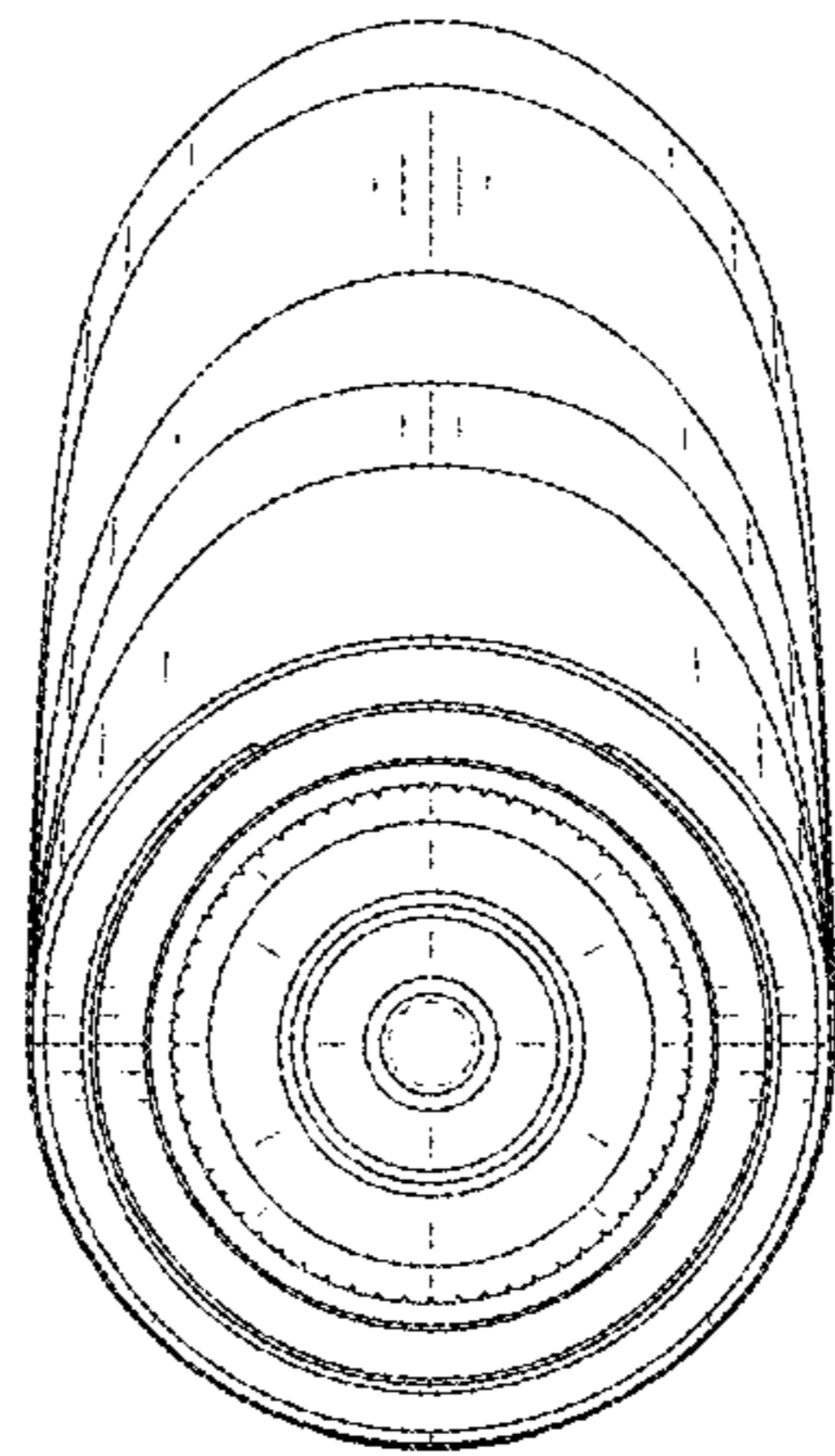


FIG.7

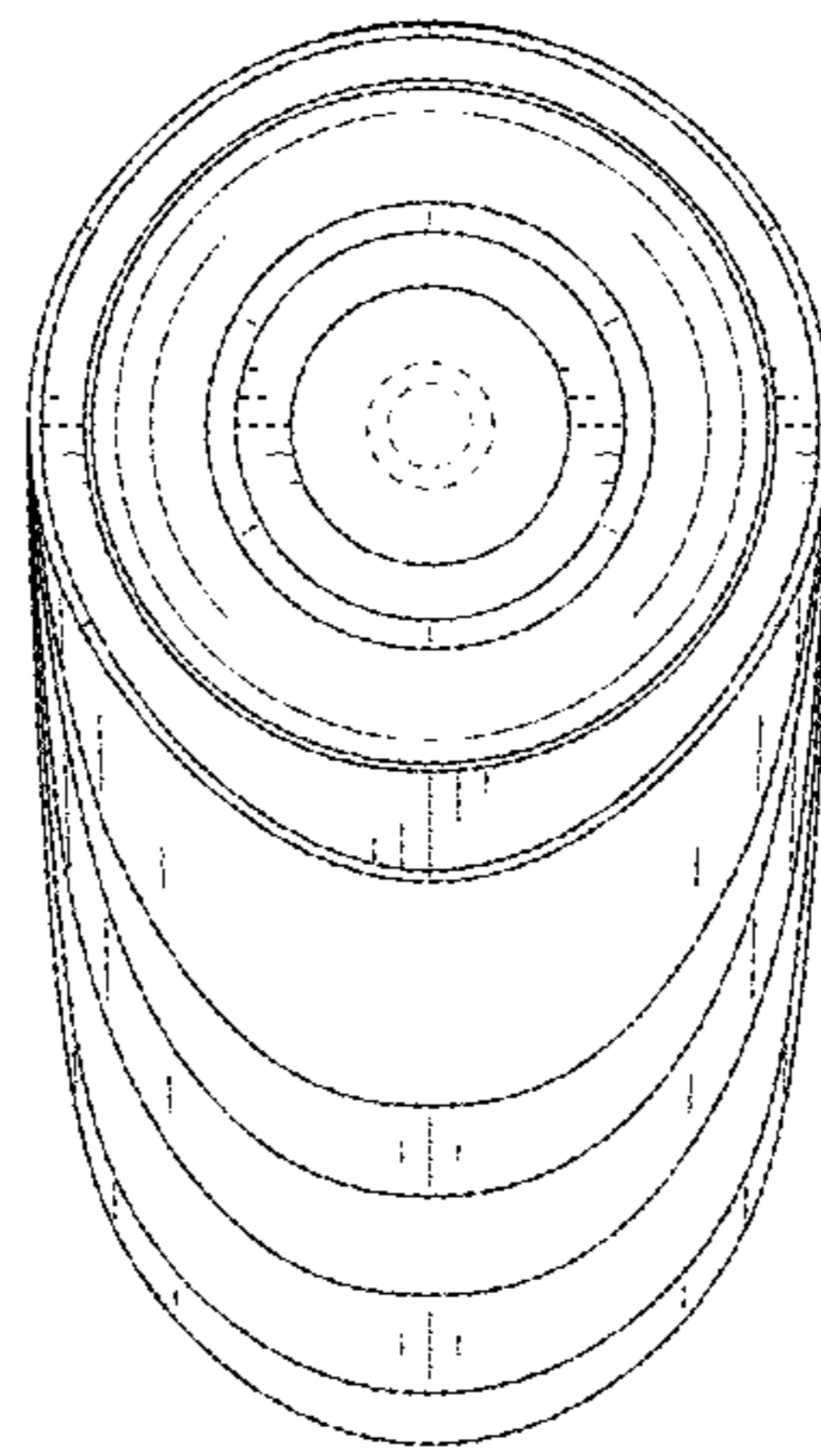


FIG.8

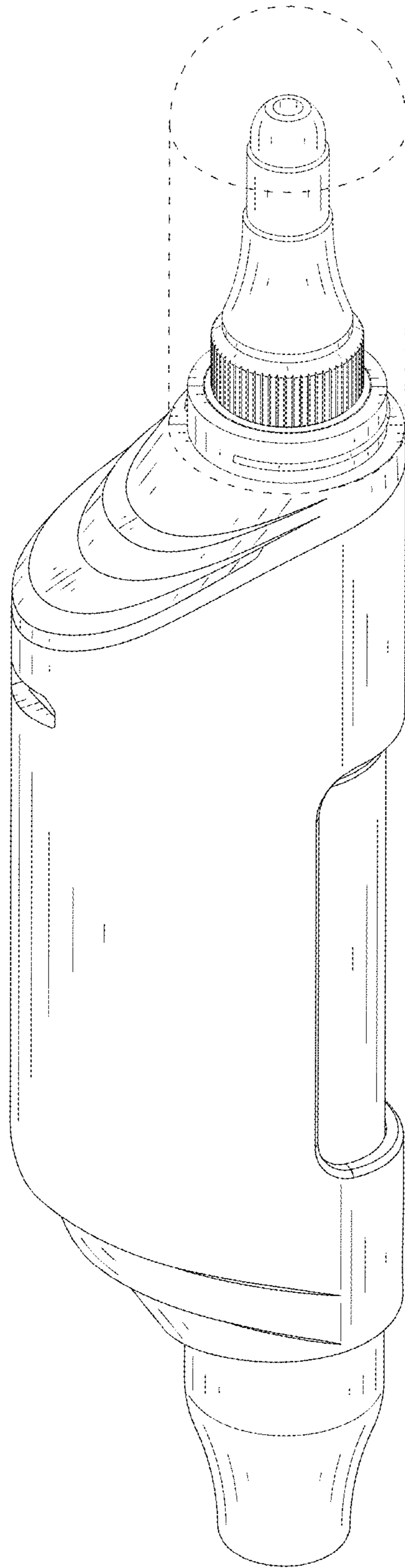


FIG.9