



US00D940358S

(12) **United States Design Patent**  
**Xiong**

(10) **Patent No.:** **US D940,358 S**  
(45) **Date of Patent:** **\*\* Jan. 4, 2022**

- (54) **STRING LIGHT**
- (71) Applicant: **SICHUAN ONOLA OPTOELECTRONICS TECHNOLOGY CO., LTD.,**  
Nanchong (CN)
- (72) Inventor: **Jianping Xiong,** Nanchong (CN)
- (73) Assignee: **SICHUAN ONOLA OPTOELECTRONICS TECHNOLOGY CO., LTD.,**  
Nanchong (CN)
- (\*\*) Term: **15 Years**
- (21) Appl. No.: **29/768,399**
- (22) Filed: **Jan. 29, 2021**
- (51) **LOC (13) Cl.** ..... **26-04**
- (52) **U.S. Cl.**  
USPC ..... **D26/25**
- (58) **Field of Classification Search**  
USPC ..... D26/1, 225, 94, 51, 68, 93, 60, 37, 113,  
D26/25; D11/117, 121, 124  
CPC .... F21S 6/00; F21S 6/002; F21S 6/004; F21S  
4/00; F21S 4/15; F21S 2/00; F21S 8/033;  
F21S 8/036; F21S 8/085; F21S 8/081;  
F21S 8/083; F21S 8/088; F21L 2003/00;  
F21L 4/00; F21L 4/005; F21L 4/02; F21L  
4/025; F21V 21/08; F21V 33/00; F21V  
14/02; F21V 14/025  
See application file for complete search history.

8,876,321	B2 *	11/2014	Chen	.....	F21V 33/00	362/123
10,295,129	B2 *	5/2019	McWhirter	.....	F21V 25/02	
10,393,351	B2 *	8/2019	Chen	.....	F21V 23/001	
D880,022	S	3/2020	Gong			
D889,696	S	7/2020	Cao			
D910,216	S *	2/2021	Liu	.....	D26/25	
10,939,777	B2 *	3/2021	Loomis	.....	F21V 23/045	
D915,643	S *	4/2021	Liang	.....	D26/25	
D918,438	S *	5/2021	Lentz	.....	D26/25	
D919,132	S *	5/2021	Du	.....	D26/25	
11,060,706	B1 *	7/2021	Rivera	.....	F21V 23/06	
D930,194	S *	9/2021	Zhang	.....	D26/25	

\* cited by examiner  
*Primary Examiner* — Mark A Goodwin  
*Assistant Examiner* — Benjamin M Weeks

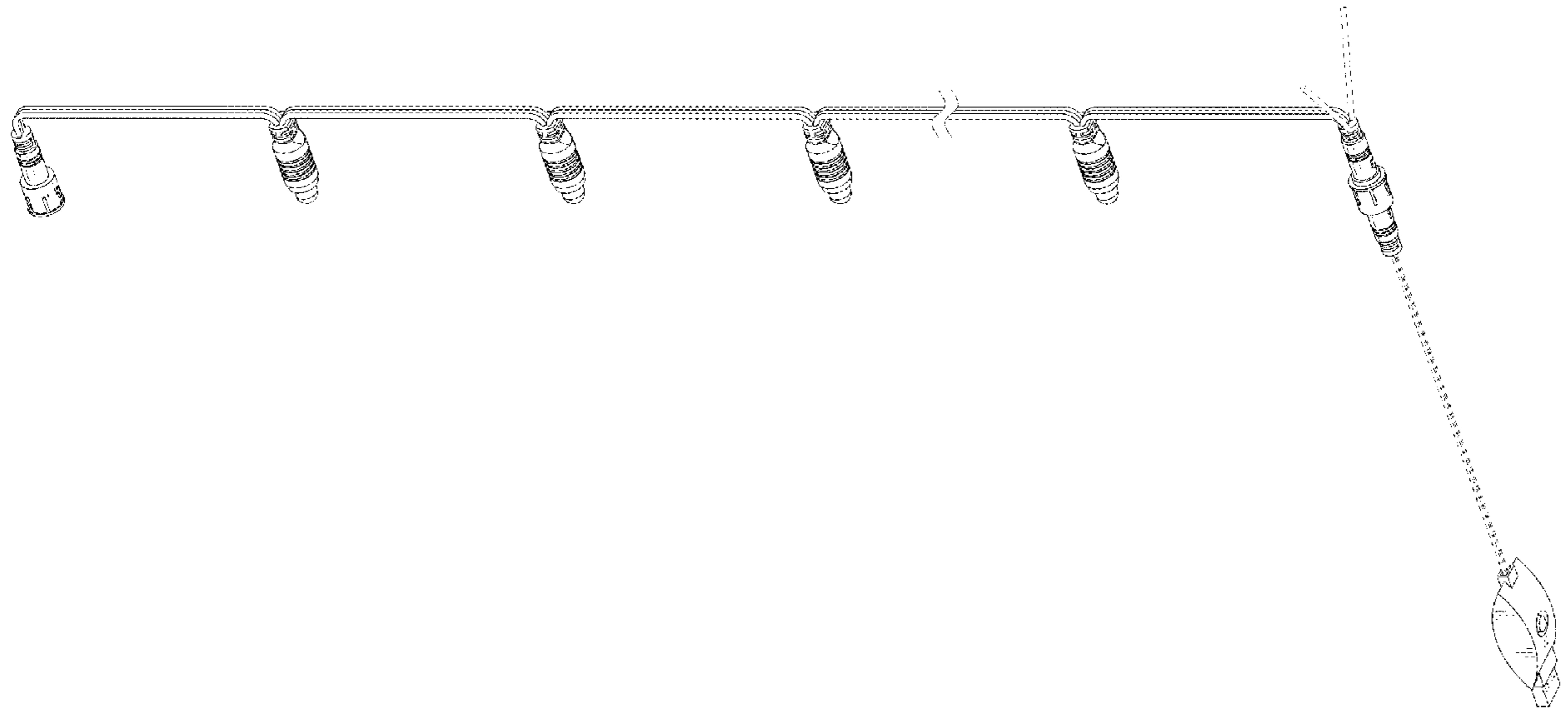
(57) **CLAIM**

The ornamental design for a string light, as shown and described.

**DESCRIPTION**

FIG. 1 is a perspective view of a string light showing my new design;  
FIG. 2 is another perspective view thereof;  
FIG. 3 is a front elevational view thereof;  
FIG. 4 is a rear elevational view thereof;  
FIG. 5 is a left side elevational view thereof;  
FIG. 6 is a right side elevational view thereof;  
FIG. 7 is a top plan view thereof;  
FIG. 8 is a bottom plan view thereof; and,  
FIG. 9 is an enlarged view of portion 9 shown in FIG. 2.  
The string light are shown with a symbolic break in its length and the appearance of any portion of the string light between the break lines form no part of the claimed design. The broken lines in the drawings depict portions of the string light that form no part of the claimed design.

**1 Claim, 9 Drawing Sheets**






FIG. 1




FIG. 2




FIG. 3

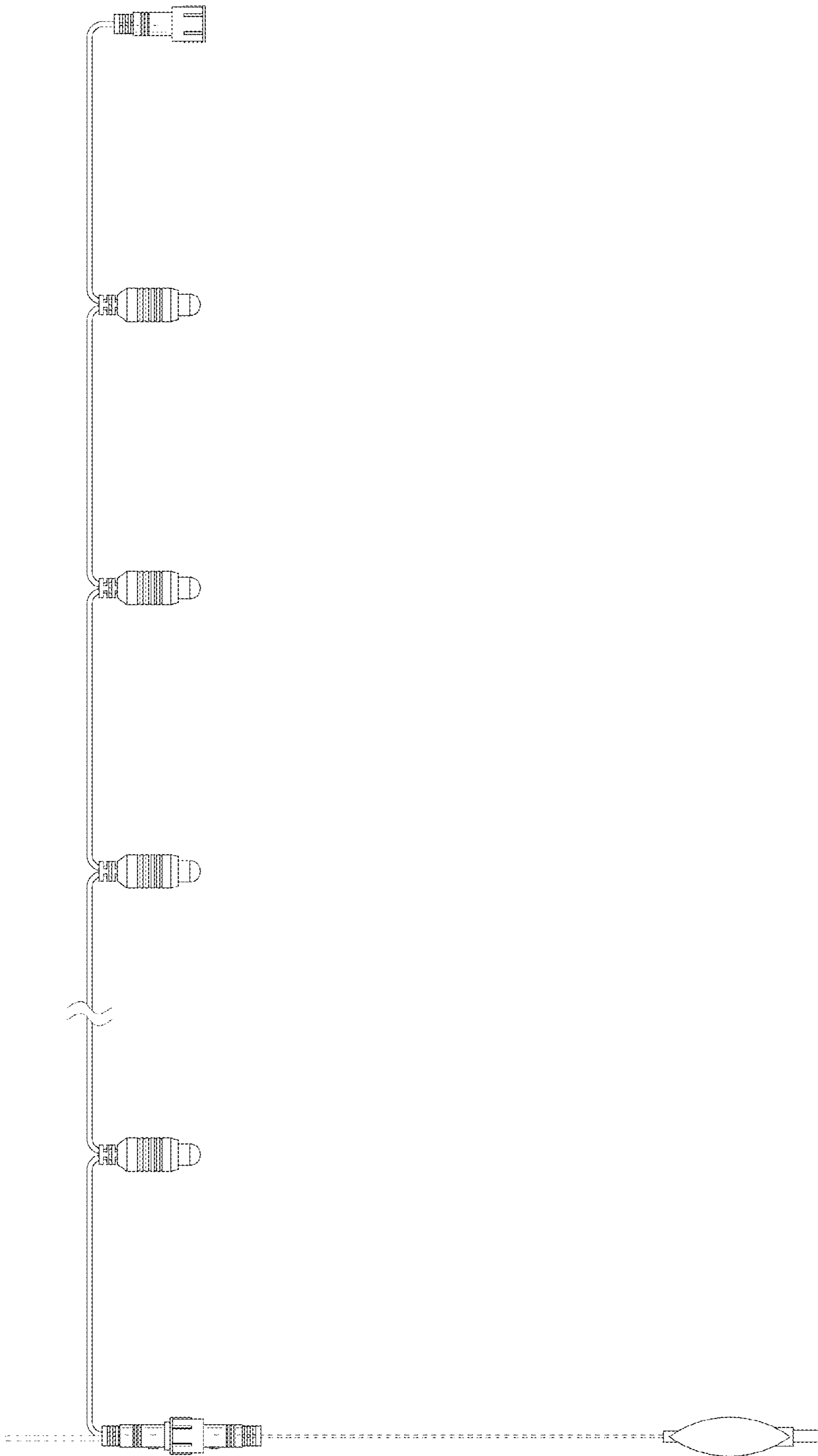


FIG. 4

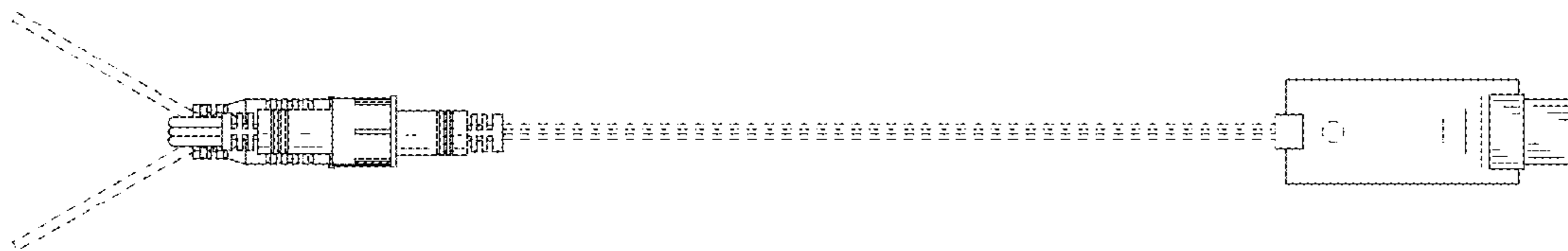


FIG. 5

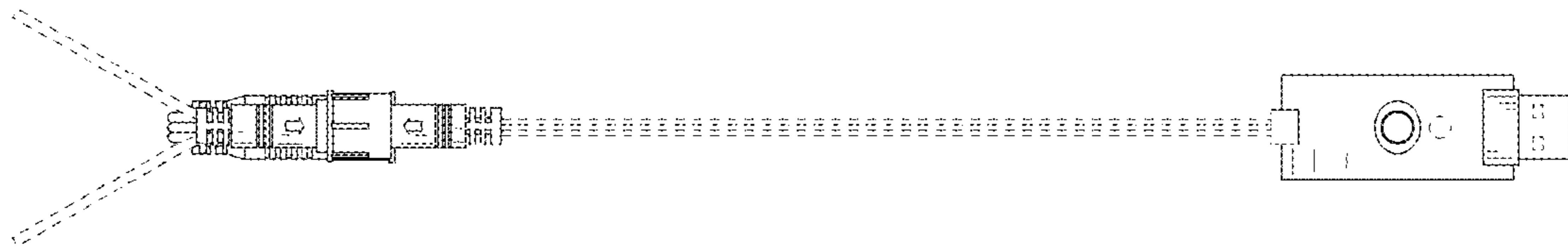


FIG. 6

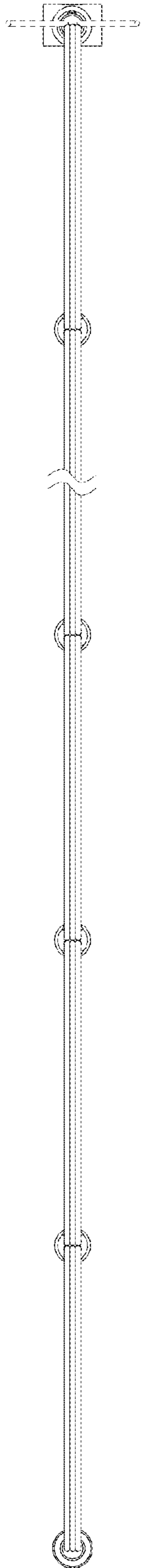


FIG. 7



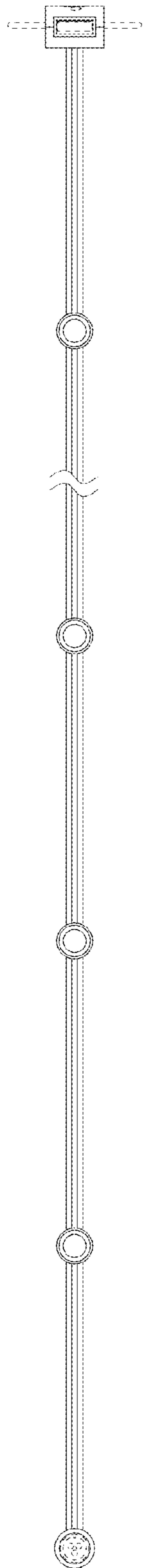


FIG. 8

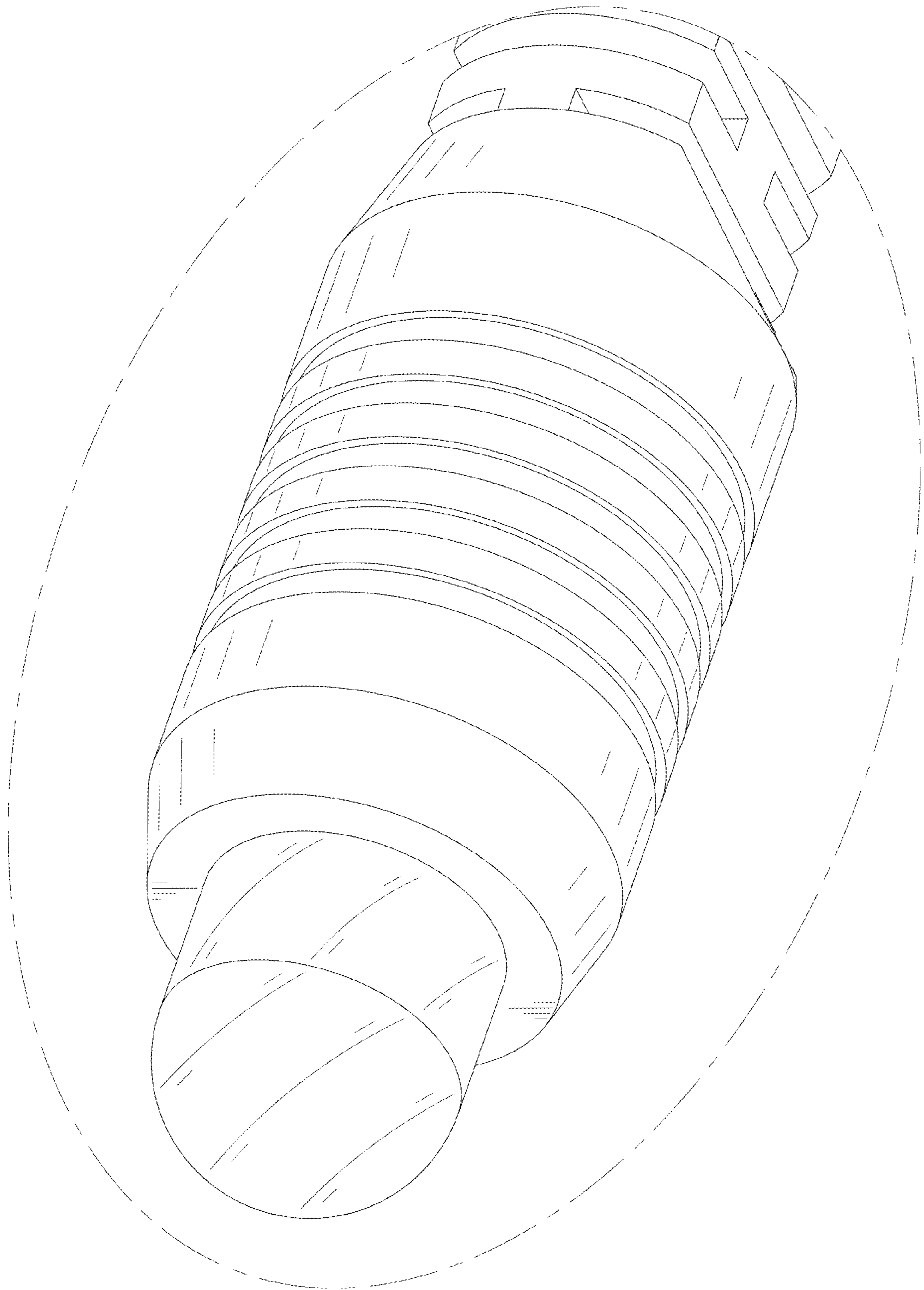


FIG. 9