



US00D940353S

(12) **United States Design Patent**  
**Jung et al.**

(10) **Patent No.:** **US D940,353 S**

(45) **Date of Patent:** **\*\* Jan. 4, 2022**

(54) **FRAME FOR AN INDOOR WALL WITH BUILT-IN HOME APPLIANCES**

(71) Applicant: **LG ELECTRONICS INC.**, Seoul (KR)

(72) Inventors: **Kisang Jung**, Seoul (KR); **Yunjoo Kim**, Seoul (KR); **Juyoung Choi**, Seoul (KR); **Hwasuk Shim**, Seoul (KR); **Jaemyo Shim**, Seoul (KR); **Hyunki Kim**, Seoul (KR)

(73) Assignee: **LG ELECTRONICS INC.**, Seoul (KR)

(\*\*) Term: **15 Years**

(21) Appl. No.: **29/734,875**

(22) Filed: **May 15, 2020**

(30) **Foreign Application Priority Data**

Nov. 18, 2019 (KR) ..... 30-2019-0054993

(51) **LOC (13) Cl.** ..... **25-01**

(52) **U.S. Cl.**  
USPC ..... **D25/119**

(58) **Field of Classification Search**  
USPC ..... D25/119-12, 136, 138, 55; 52/169.5, 52/281, 282.1, 287.1, 288.1, 716.2, 716.8, 52/371, 254, 255, 459, 461, 465, 471, 52/472, 335, 481.1  
CPC ..... E04F 19/022; E04F 19/061; E04F 19/062; E04F 19/064; E04F 19/065

See application file for complete search history.

(56) **References Cited**

U.S. PATENT DOCUMENTS

D689,199	S	*	9/2013	Elizarraras	.....	D25/55
D711,021	S	*	8/2014	Singh	.....	D25/119
D711,555	S	*	8/2014	Singh	.....	D25/119
D742,540	S	*	11/2015	Singh	.....	D25/119
D742,543	S	*	11/2015	Singh	.....	D25/119
D742,548	S	*	11/2015	Singh	.....	D25/119

\* cited by examiner

*Primary Examiner* — Gino Colan

(74) *Attorney, Agent, or Firm* — Birch, Stewart, Kolasch & Birch, LLP

(57) **CLAIM**

The ornamental design for a frame for an indoor wall with built-in home appliances, as shown and described.

**DESCRIPTION**

FIG. 1 is a front perspective view of frame for an indoor wall with built-in home appliances showing our new design; FIG. 2 is a front view thereof; FIG. 3 is a rear view thereof; FIG. 4 is a left side view thereof; FIG. 5 is a right side view thereof; FIG. 6 is a top plan view thereof; FIG. 7 is a bottom plan view thereof; FIG. 8 is an enlarged view of FIG. 4; and, FIG. 9 is a reference view showing the state of use that the claimed design have been installed at the bottom part of the indoor wall.

The portions of FIG. 9 drawn in broken lines show environmental structure only and form no part of the claimed design.

**1 Claim, 9 Drawing Sheets**

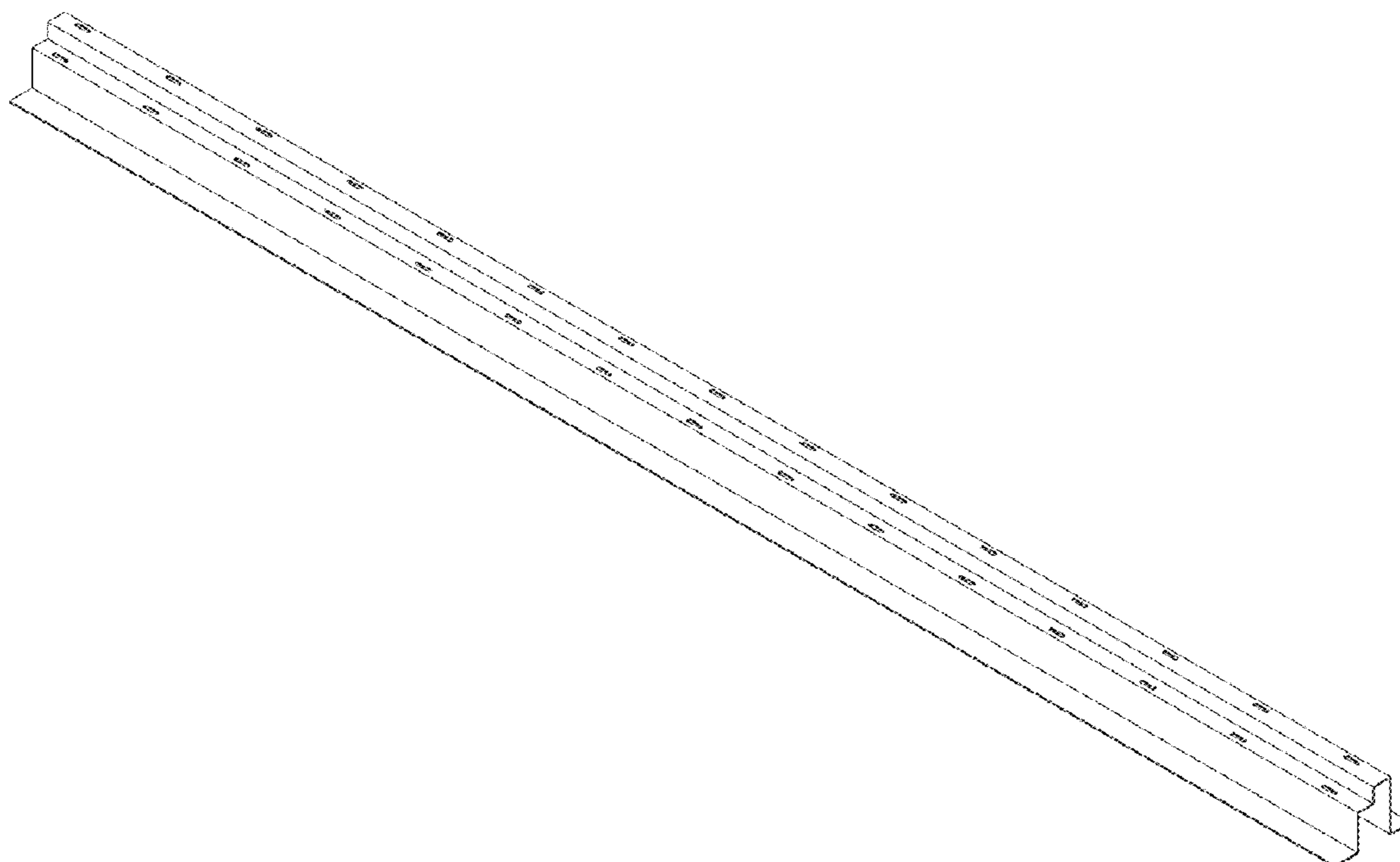


FIG. 1

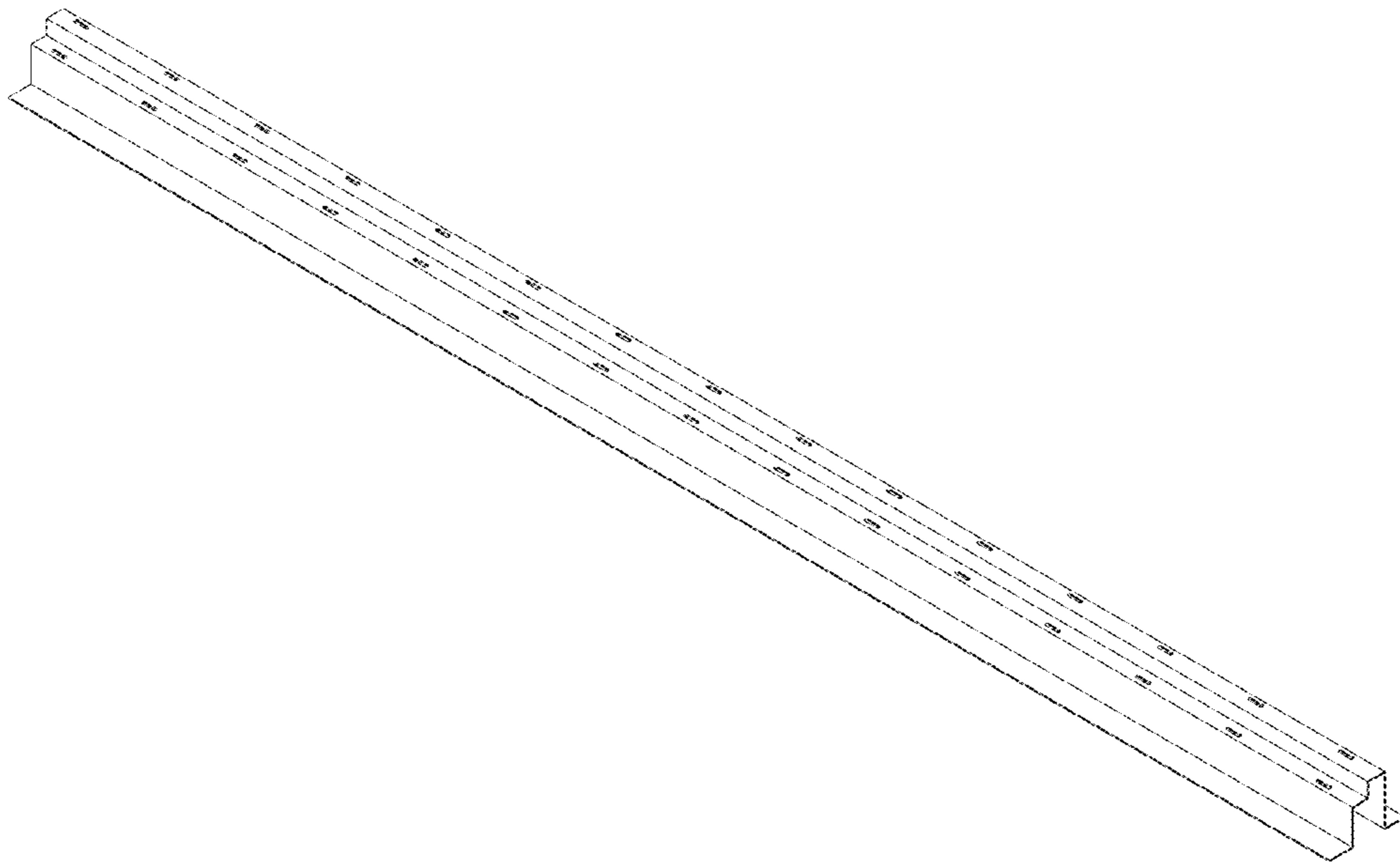


FIG. 2




FIG. 3




FIG. 4

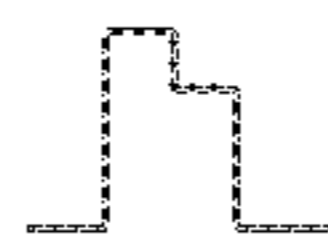


FIG. 5

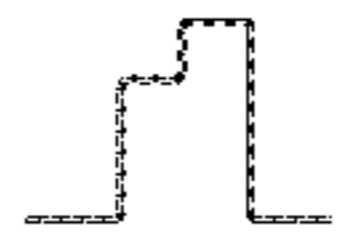


FIG. 6

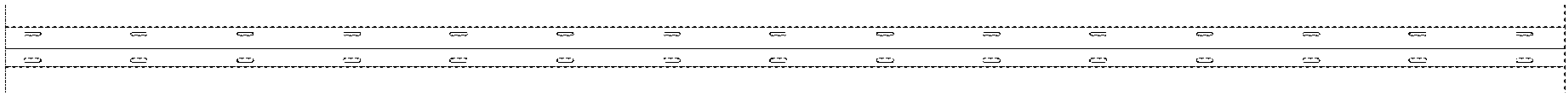


FIG. 7

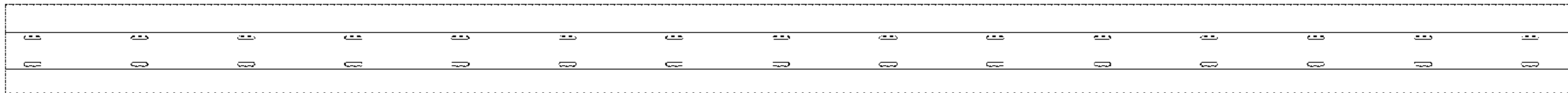




FIG. 8

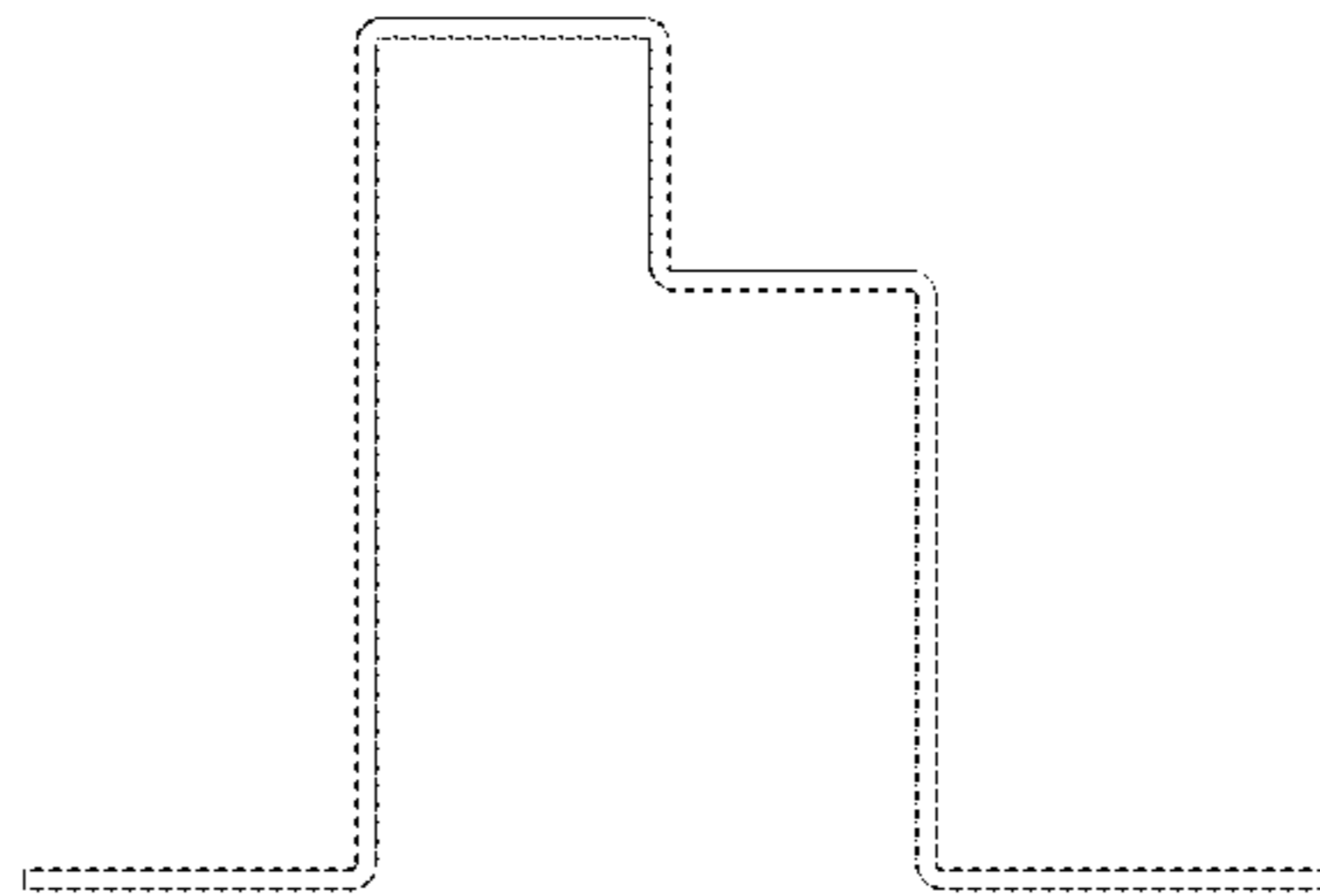


FIG. 9

