



US00D940329S

(12) **United States Design Patent**
Atkinson

(10) **Patent No.:** **US D940,329 S**

(45) **Date of Patent:** **** Jan. 4, 2022**

(54) **MEDIAL BENCH AND PEW CUSHION**

6,502,262 B1 * 1/2003 Piscopo A47C 20/02
5/652

(71) Applicant: **Jeremy Atkinson**, West Jordan, UT
(US)

D516,726 S * 3/2006 Hoenecke D24/183

D531,315 S * 10/2006 Caudra D24/183

D758,098 S * 6/2016 Pham D6/601

D758,099 S * 6/2016 Pham D6/601

D781,429 S * 3/2017 Westdyk D24/190

D897,732 S * 10/2020 Jennings D6/601

D928,533 S * 8/2021 Kaba D6/601

2014/0076330 A1 * 3/2014 Rolle A61H 15/0092
128/845

(**) Term: **15 Years**

(21) Appl. No.: **29/739,240**

* cited by examiner

(22) Filed: **Jun. 23, 2020**

Primary Examiner — Jennifer L Rempfer

(51) **LOC (13) Cl.** **24-02**

(74) *Attorney, Agent, or Firm* — Steven Rinehart

(52) **U.S. Cl.**

USPC **D24/183**; D6/601

(58) **Field of Classification Search**

(57) **CLAIM**

USPC D6/582–583, 587–592, 595–609,
D6/617–622; D21/803–809; D24/183,
D24/127

I claim the ornamental design for the medial bench and pew cushion, as shown and described.

CPC A47G 9/00; A47G 2009/001; A47G
2009/002; A47G 2009/003; A47G 9/10;
A47G 9/1009; A47G 2009/1018; A47G
9/1045; A47G 9/1081; A47G 9/109;
A61G 7/072

DESCRIPTION

See application file for complete search history.

FIG. 1 is a front perspective view of a medial bench and pew cushion showing my design;
FIG. 2 is an isometric view thereof;
FIG. 3 is a bottom perspective view thereof;
FIG. 4 is a rearward view thereof;
FIG. 5 is a top perspective view thereof;
FIG. 6 is a right side perspective view thereof; and,
FIG. 7 is a left side perspective view thereof.

(56) **References Cited**

U.S. PATENT DOCUMENTS

1 Claim, 3 Drawing Sheets

3,284,817 A * 11/1966 Landwirth A61G 7/0755
5/647

D390,298 S * 2/1998 Ince 5/633



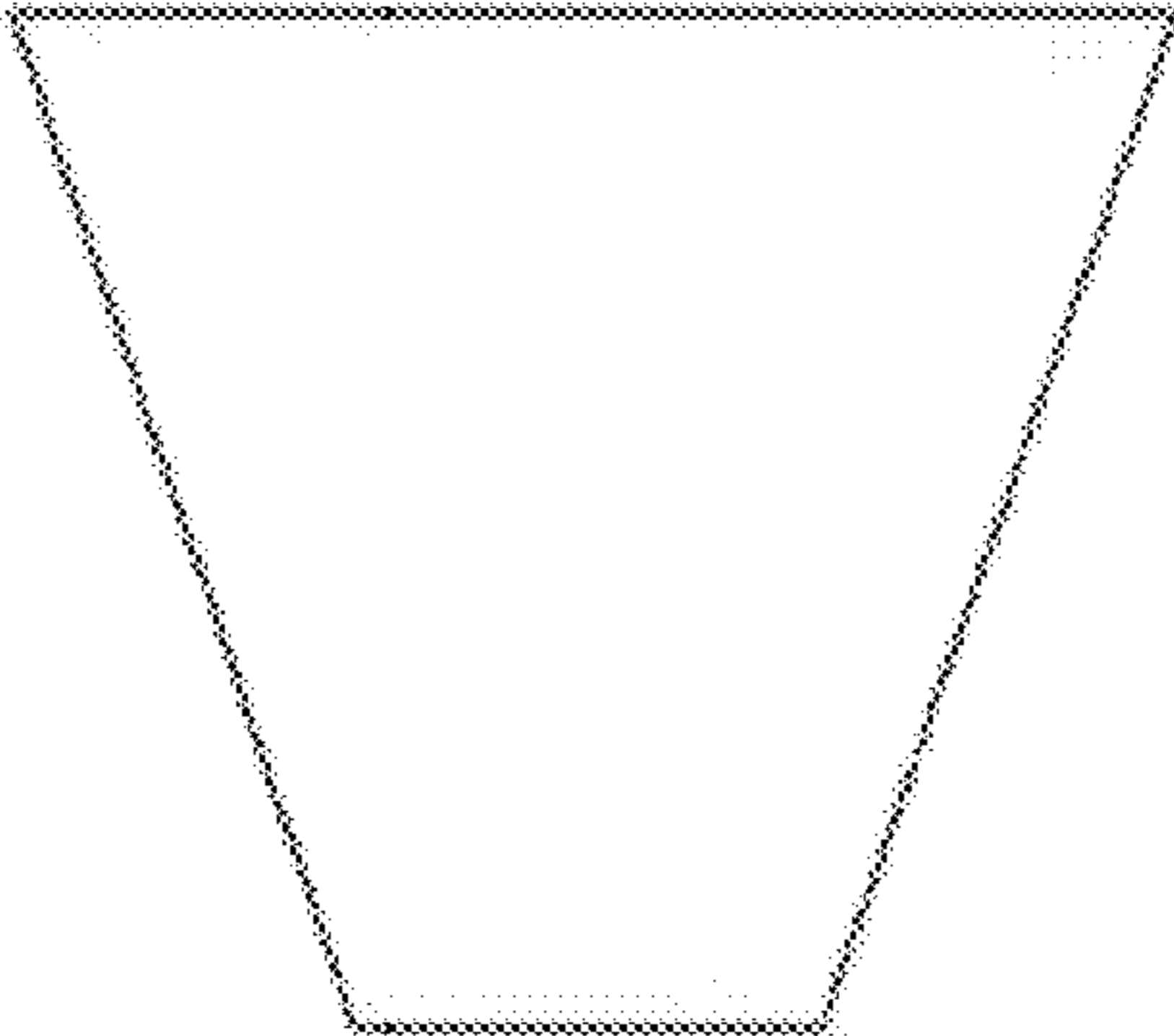


FIG. 1



FIG. 2

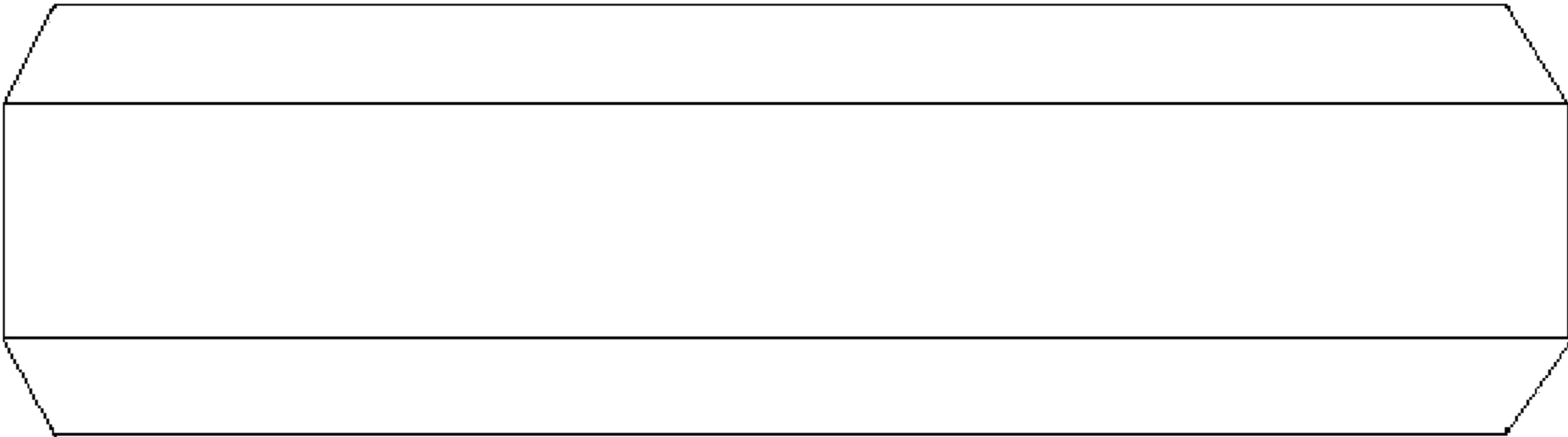


FIG. 3

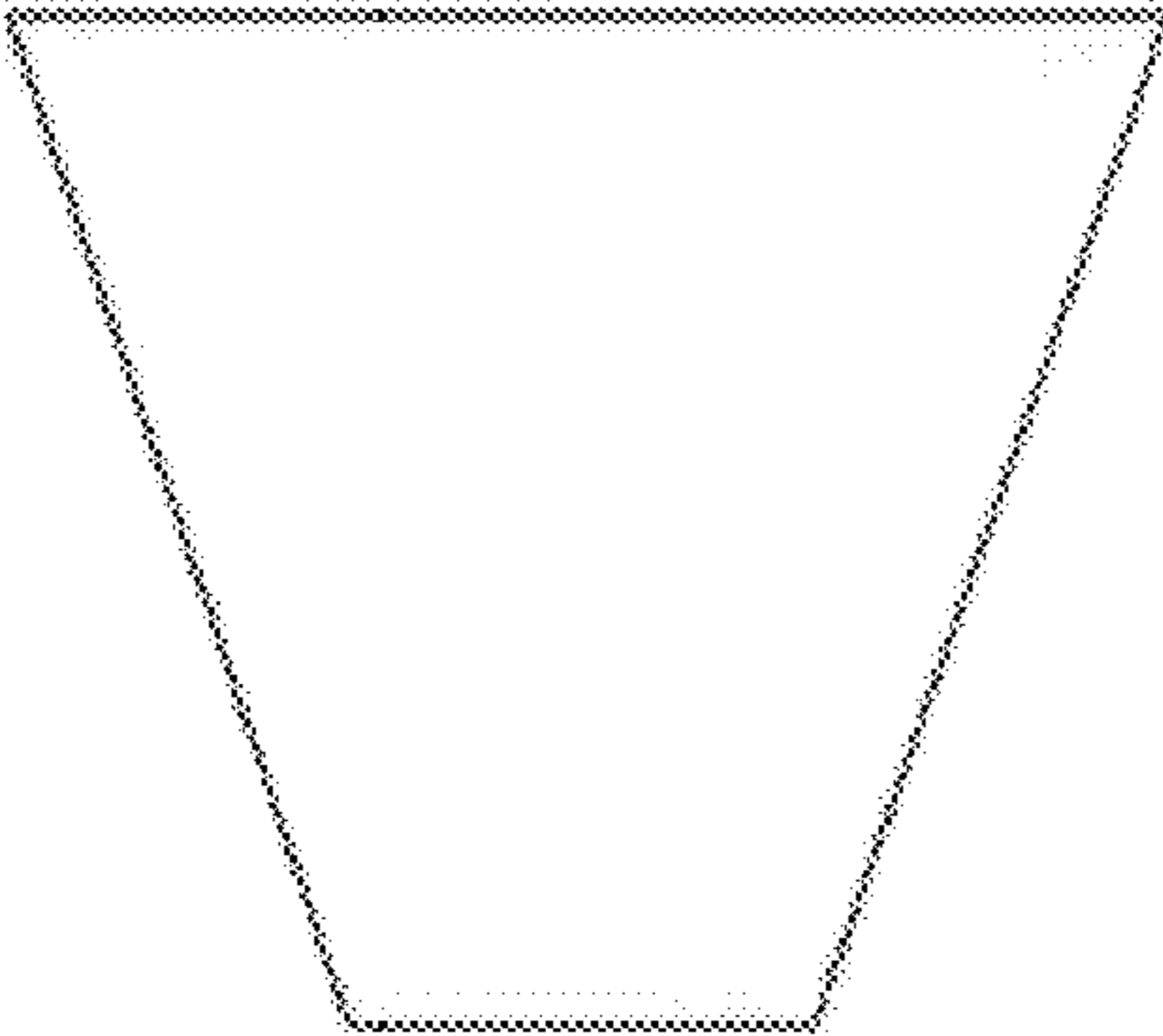


FIG. 4




FIG. 5



FIG. 6



FIG. 7