

US00D940323S

(12) **United States Design Patent**
Choi et al.

(10) **Patent No.:** **US D940,323 S**

(45) **Date of Patent:** **** *Jan. 4, 2022**

(54) **IMPLANT FOR RECONSTRUCTING NIPPLE**

(71) Applicants: **T&R Biofab Co., Ltd.**, Siheung-si (KR); **THE CATHOLIC UNIVERSITY OF KOREA INDUSTRY-ACADEMIC COOPERATION FOUNDATION**, Seoul (KR)

(72) Inventors: **Da Mi Choi**, Seongnam-si (KR); **Jeong Seok Lee**, Seongnam-si (KR); **Jin Hyung Shim**, Siheung-si (KR); **Won-Soo Yun**, Siheung-si (KR); **Jung Ho Lee**, Seoul (KR)

(73) Assignees: **T&R BIOFAB CO., LTD.**, Siheung-si (KR); **THE CATHOLIC UNIVERSITY OF KOREA INDUSTRY—ACADEMIC COOPERATION FOUNDATION**, Seoul (KR)

(*) Notice: This patent is subject to a terminal disclaimer.

(**) Term: **15 Years**

(21) Appl. No.: **29/712,991**

(22) Filed: **Nov. 13, 2019**

(30) **Foreign Application Priority Data**

May 13, 2019 (KR) 30-2019-0022389

(51) **LOC (13) Cl.** **24-03**

(52) **U.S. Cl.**
USPC **D24/155**

(58) **Field of Classification Search**

USPC D2/617; D3/201, 203.1, 203.6, 203.7, D3/304, 306, 314; D8/382; D14/205, D14/223; D15/199; D24/101, 102, 104, D24/133, 141, 155, 171, 188, 190, 193, D24/194, 196, 216, 224, 227, 228, 229, D24/231; D29/123

(Continued)

(56) **References Cited**

U.S. PATENT DOCUMENTS

5,171,321 A * 12/1992 Davis A61F 2/52
128/890

D346,656 S * 5/1994 Rosen D24/155
(Continued)

OTHER PUBLICATIONS

Xconomy, "TeVido Taps 3D Printing Technology to Build a Better Nipple", first available Oct. 30, 2014. (<https://xconomy.com/texas/2014/10/30/tevido-taps-3d-printing-technology-to-build-a-better-nipple/>) (Year: 2014).*

(Continued)

Primary Examiner — Lauren D McVey

Assistant Examiner — Justin A Johnson

(74) *Attorney, Agent, or Firm* — STIP Law Group, LLC

(57) **CLAIM**

The ornamental design for an implant for reconstructing nipple, as shown and described.

DESCRIPTION

FIG. 1 is a perspective view of the implant for reconstructing nipple showing the present design.

FIG. 2 is a front view thereof.

FIG. 3 is a rear view thereof.

FIG. 4 is a left side view thereof.

FIG. 5 is a right side view thereof.

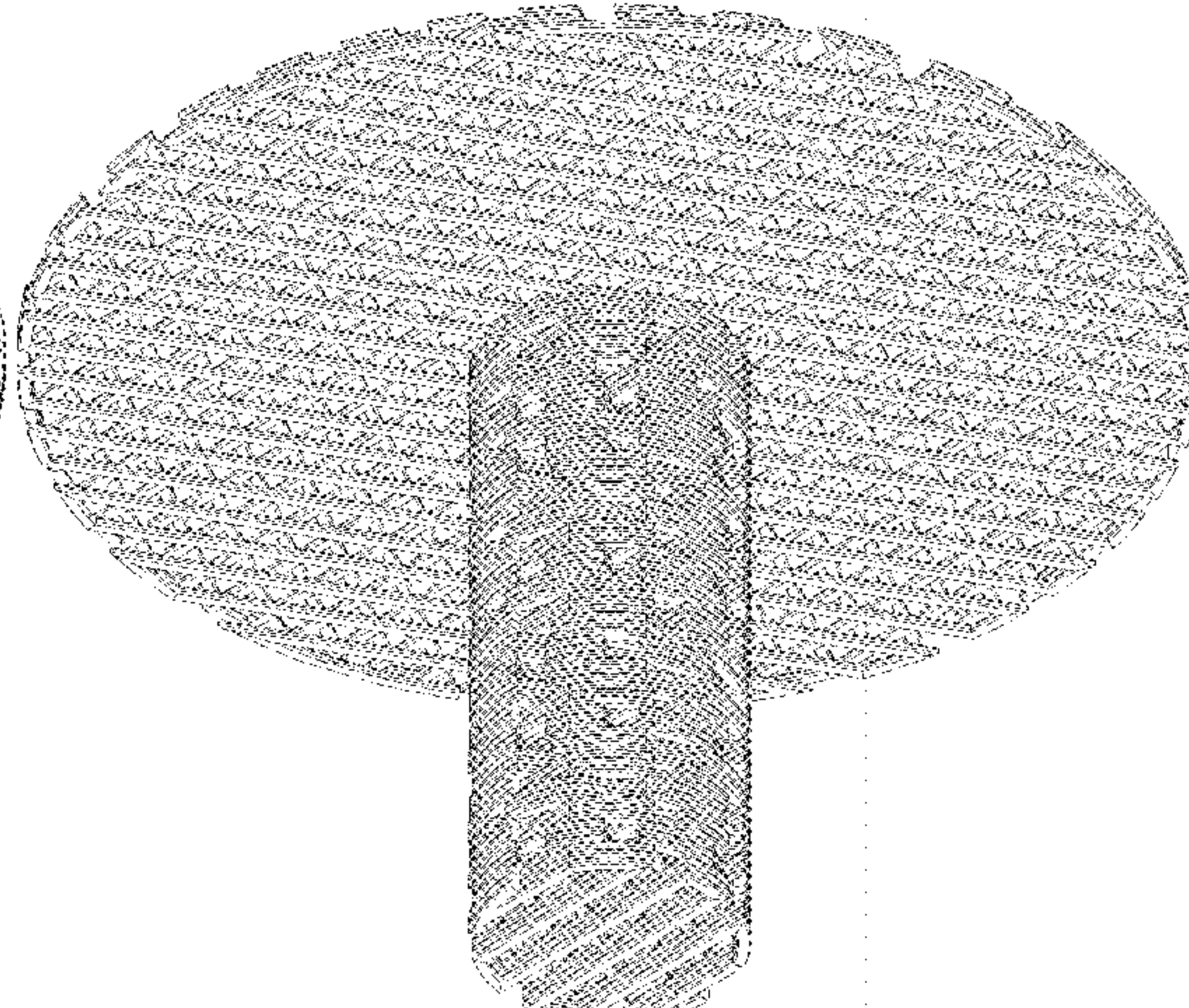

FIG. 6 is a top view of thereof.

FIG. 7 is a bottom view thereof; and,

FIG. 8 is an image view of FIG. 1.

The combination of the form and shape of the present design is shown in the figures in three dimensions.

1 Claim, 8 Drawing Sheets



(58) **Field of Classification Search**

CPC .. A41D 19/00; A41D 19/0017; A41D 19/015;
 A41D 19/0055; A61B 17/80; A61B
 2017/00292; A61B 2017/00796; A61B
 2017/00969; A61B 50/30; A61B 50/33;
 A61B 17/8033; A61B 17/8038; A61B
 17/8042; A61B 17/8047; A61B 17/8052;
 A61B 17/8057; A61B 17/8061; A61B
 17/86; A61F 2/00; A61F 2/02; A61F
 2002/046; A61F 2/12; A61F 2/20; A61F
 2/203; A61F 2/26; A61F 2/28; A61F
 2002/2853; A61F 2/30; A61F 2/50; A61F
 2002/5038; A61F 2002/5058; A61F
 2002/5064; A61F 2/52; A61F 2002/526;
 A61F 2/54; A61F 2/58; A61F 2/583;
 A61F 2/60; A61F 2/604; A61F 2/64;
 A61F 2/66; A61F 2002/6614; A61F
 2002/6621; A61F 2002/6628; A61F 2/82;
 A61F 2/86; A61F 2/88; A61F 2/885;
 A61F 2/4014; A61F 2002/4018; A61F
 2002/4022; A61F 2002/4029; A61F
 2002/4033; A61F 2002/4037; A61F
 2002/4044; A61F 2002/4051; A61F
 2/4059; A61F 2002/4062; A61F
 2002/4066; A61F 2002/407; A61F
 2002/4074; A61F 2002/4077; A61F
 2/4081; A61F 2002/4085; A61F
 2002/4088; A61F 2002/4092; A61F
 2002/4096; A61N 1/05; A61N 1/0551;
 A61N 1/20; A61M 16/04

See application file for complete search history.

(56) **References Cited**

U.S. PATENT DOCUMENTS

D383,541 S * 9/1997 Strain F16L 3/06
 D24/155
 D384,414 S * 9/1997 Pernarella D24/155

D462,256 S * 9/2002 Jaynes D12/160
 D716,636 S * 11/2014 McDonald D8/354
 D764,896 S * 8/2016 Partridge F16L 3/06
 D8/349
 D803,037 S * 11/2017 Maloney A61F 2/52
 D8/382
 D836,787 S * 12/2018 Lee A61F 13/00063
 D24/194
 D861,896 S * 10/2019 Reed D24/196
 2006/0106329 A1 * 5/2006 Hammer A61F 13/145
 602/61
 2014/0200529 A1 * 7/2014 Hyde-Edwards
 A61F 13/00063
 604/304
 2018/0042728 A1 * 2/2018 Vinciguerra A61F 2/28

OTHER PUBLICATIONS

Daily Mail, “Breast cancer patients can now have more lifelike prosthetics than ever”, first available Oct. 20, 2015. (<https://www.dailymail.co.uk/health/article-3280958/Breast-cancer-patients-likelike-prosthetics-New-covers-detailed-nipples-moles-tattoos.html>) (Year: 2015).*

T&R Biofab, “TnR Plug”, first available Jan. 25, 2019. (https://web.archive.org/web/20190125210150/http://tnrbiofab.com/eng/product/medical1.html#CMF_TAB2) (Year: 2019).*

e-aaps.org, “Thermoplastic nipple splint: A simple method of maintaining nipple projection”, first available Jul. 26, 2019. (<https://e-aaps.org/include/download.php?filedata=679%7Caaps-2019-01704.pdf>) (Year: 2019).*

* cited by examiner

FIG. 1




FIG. 2




FIG. 3




FIG. 4




FIG. 5




FIG. 6




FIG. 7

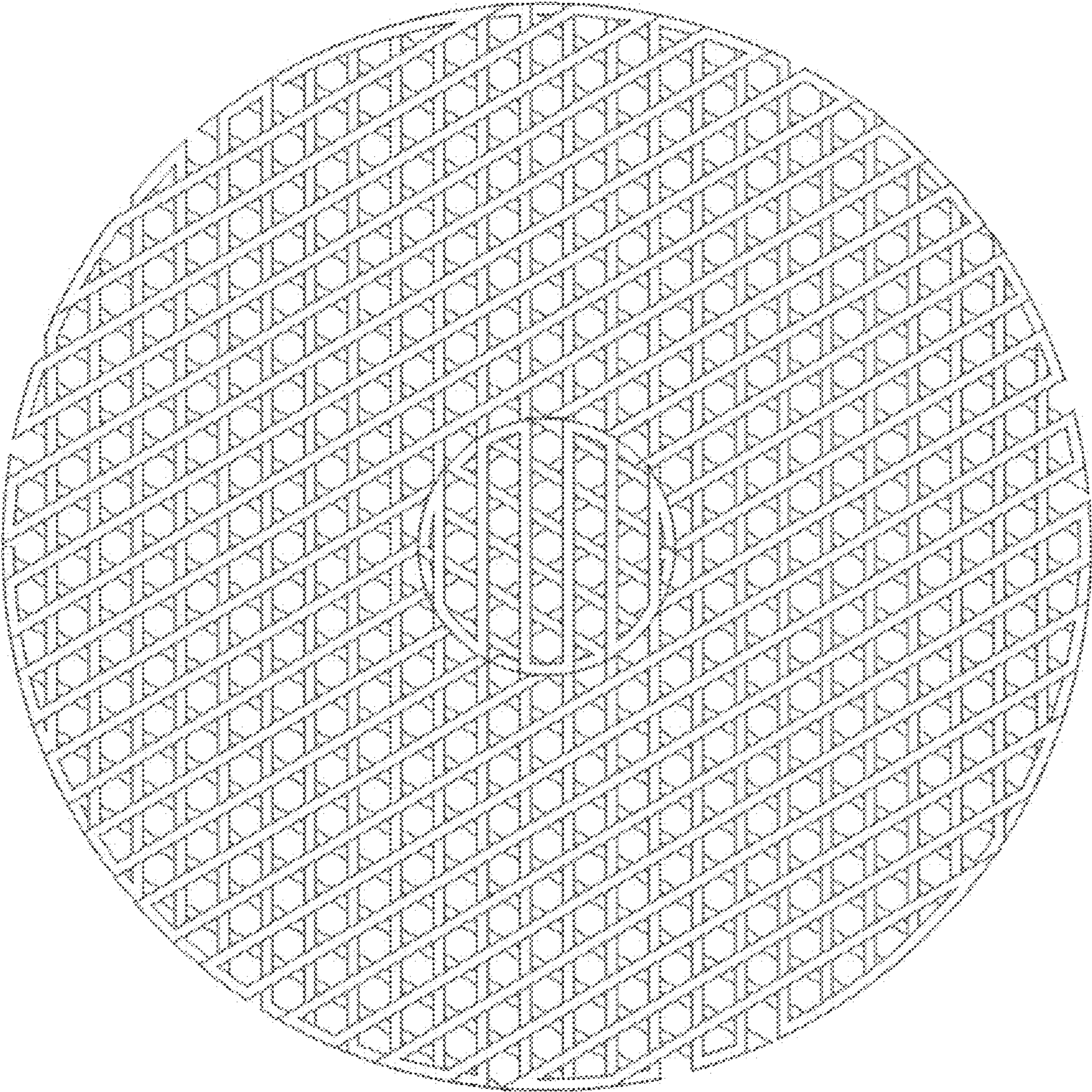


FIG. 8

