



US00D940320S

(12) **United States Design Patent**
Schaz et al.

(10) **Patent No.:** **US D940,320 S**
(45) **Date of Patent:** **** Jan. 4, 2022**

(54) **SURGICAL SAW BLADE**
(71) Applicant: **AESCULAP AG**, Tuttlingen (DE)
(72) Inventors: **Uwe Schaz**, Neuhausen (DE); **Uwe Mattes**, Tuttlingen (DE); **Marcus Schäfer**, Bad Dürkheim (DE); **Elke Moser**, Denkingen (DE)
(73) Assignee: **AESCULAP AG**, Tuttlingen (DE)

D803,398 S * 11/2017 Israni D24/146
D863,554 S * 10/2019 Paramadilok D24/146
D882,789 S * 4/2020 Qun D24/146
D888,954 S * 6/2020 Ahn D24/146
D888,955 S * 6/2020 Qun D24/146
D919,807 S * 5/2021 Javid D24/152
2020/0163680 A1* 5/2020 Schaz A61B 17/142

* cited by examiner

Primary Examiner — Samantha Q Lawrence

(**) Term: **15 Years**

(21) Appl. No.: **29/643,917**

(22) Filed: **Apr. 12, 2018**

(30) **Foreign Application Priority Data**

Oct. 13, 2017 (EM) 004399590

(51) **LOC (13) Cl.** **24-02**

(52) **U.S. Cl.**
USPC **D24/146**

(58) **Field of Classification Search**
USPC D24/127, 130, 133, 146, 147; D8/20, 66, D8/70, 95, 96, 97, 98, 99, 100, 101
CPC A61B 17/142; A61B 17/144; A61B 17/14; A61B 17/149; A61B 17/157; B23D 61/006; B23D 49/10; B27B 19/006
See application file for complete search history.

(56) **References Cited**

U.S. PATENT DOCUMENTS

D776,812 S * 1/2017 Heath D24/146
D793,556 S * 8/2017 Sweitzer D24/146

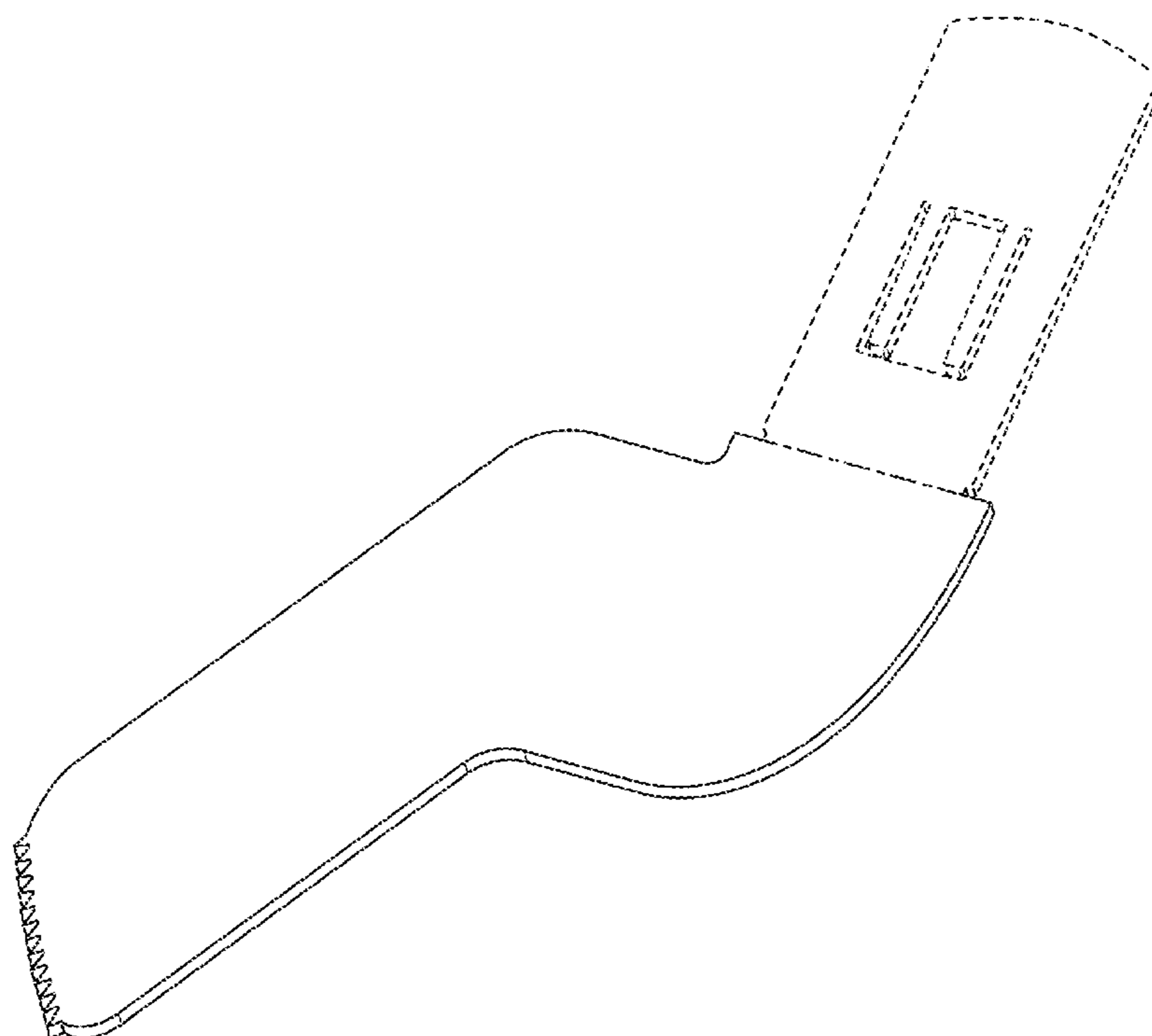
(57) **CLAIM**

The ornamental design for a surgical saw blade, as shown and described.

DESCRIPTION

FIG. 1 is a perspective view of a surgical saw blade; FIG. 2 is a top view thereof; FIG. 3 is a bottom view thereof; FIG. 4 is a first side view thereof; FIG. 5 is a second side view thereof; FIG. 6 is a first end view thereof; and, FIG. 7 is a second end view thereof. The broken lines shown in FIGS. 1-7 illustrate portions of the surgical saw blade that form no part of the claimed design. The dash dot lines shown in FIGS. 1-5 and FIG. 7 illustrates a boundary line that forms no part of the claimed design.

1 Claim, 7 Drawing Sheets



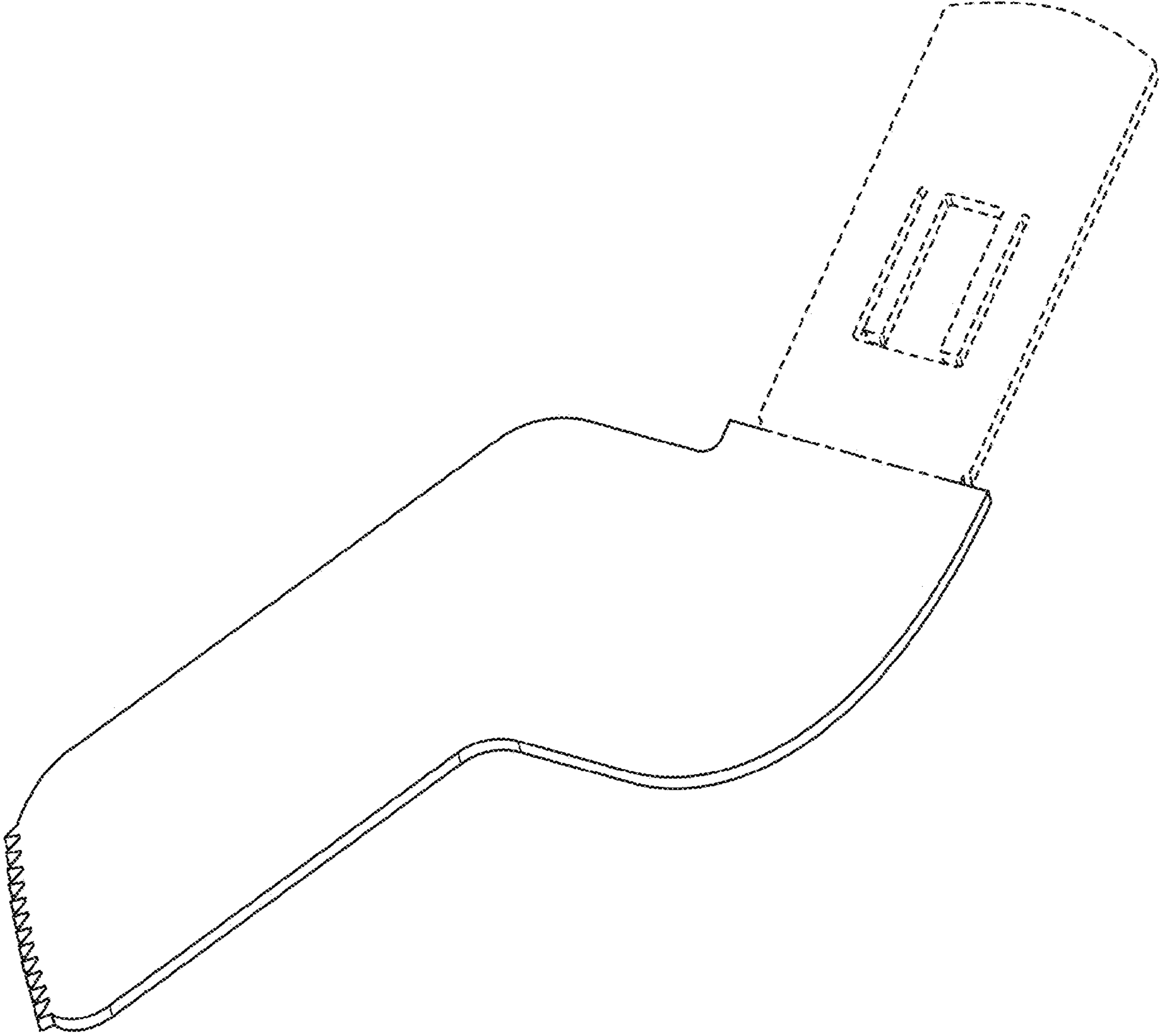


FIG. 1

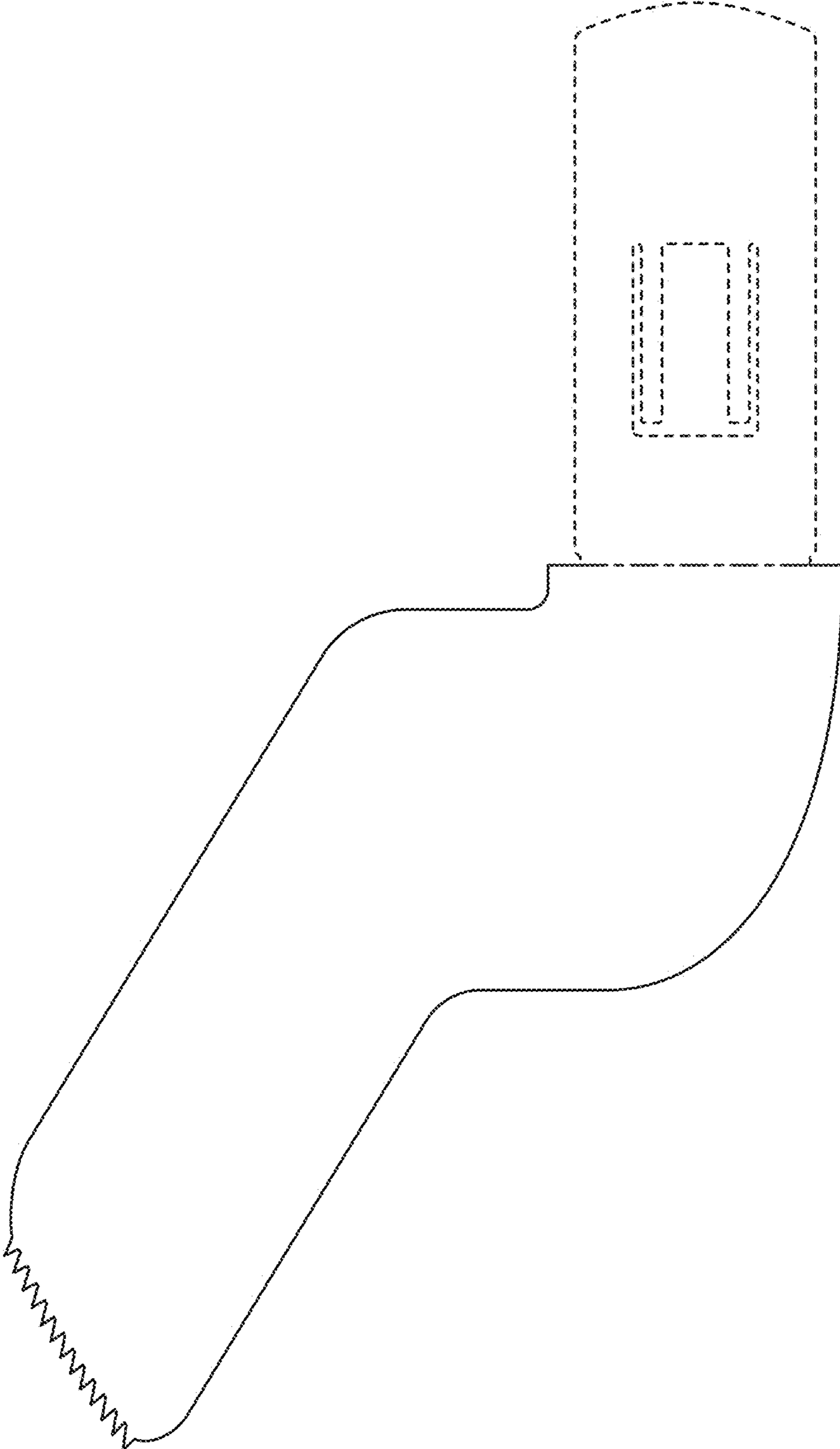


FIG. 2

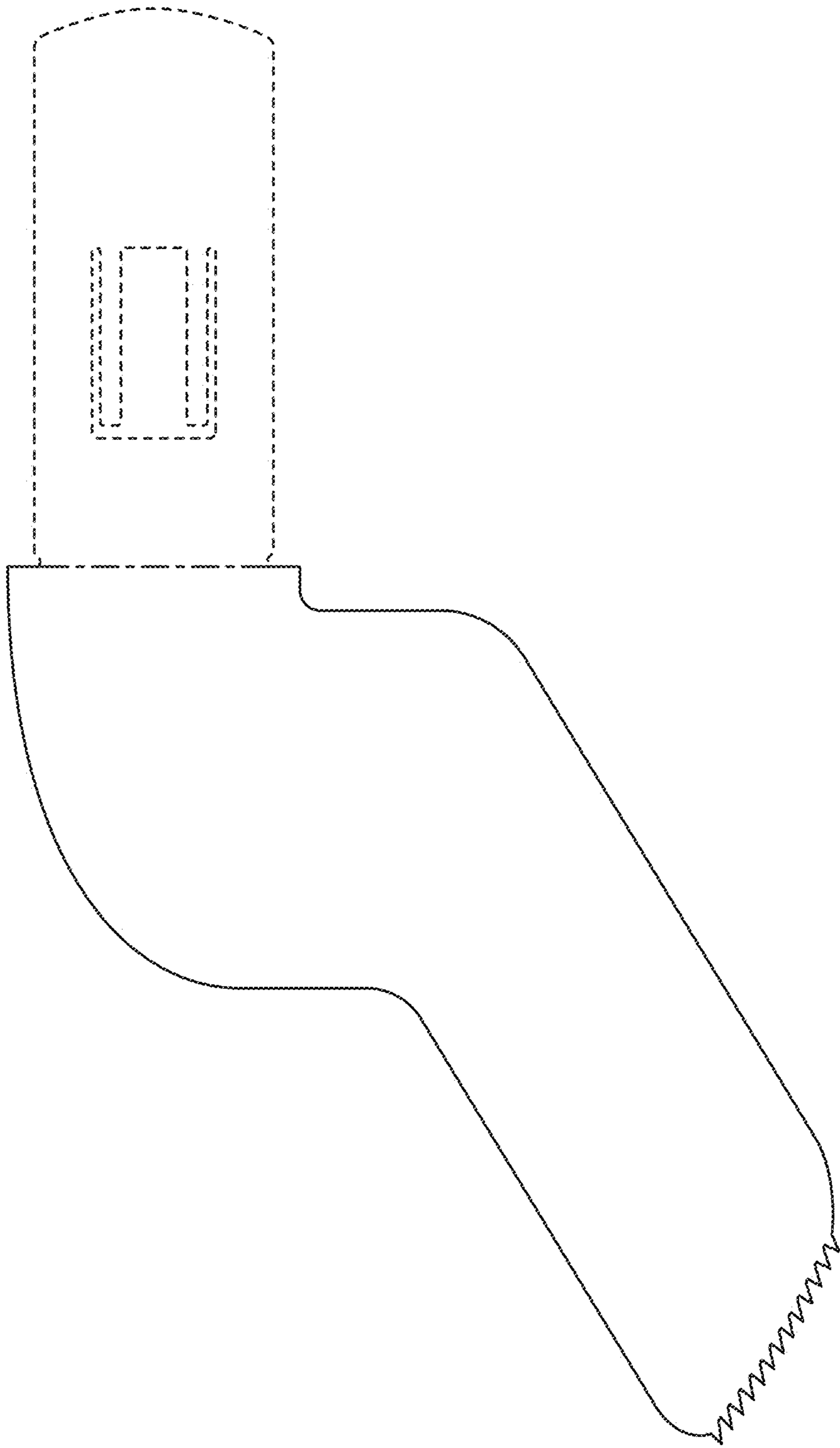


FIG. 3



FIG. 4

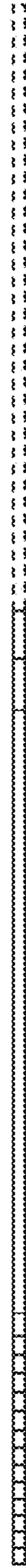


FIG. 5



FIG. 6




FIG. 7