



US00D940277S

(12) **United States Design Patent**  
**Chen et al.**

(10) **Patent No.:** **US D940,277 S**  
(45) **Date of Patent:** **\*\* Jan. 4, 2022**

(54) **FAUCET**

D803,987 S \* 11/2017 Ruzza ..... D23/239  
D808,501 S \* 1/2018 Potter ..... D23/238  
D853,529 S \* 7/2019 Mai ..... D23/239

(71) Applicant: **Spectrum Brands, Inc.**, Middleton, WI  
(US)

FOREIGN PATENT DOCUMENTS

(72) Inventors: **Andy Chen**, Xaimen (CN); **Wei Hsu**,  
Lake Forest, CA (US); **Yos Singtoroj**,  
Anaheim, CA (US)

CN 3430067 \* 7/2004  
CN 304185264 \* 2/2017  
JP D1523127 5/2015  
TW D169089 7/2015  
TW D173105 1/2016

(73) Assignee: **Spectrum Brands, Inc.**, Middleton, WI  
(US)

OTHER PUBLICATIONS

(\*\*) Term: **15 Years**

Peppermint Designer Brushed Nickel Pull Down Kitchen Sink  
Faucet, first available Jun. 14, 2018[online], [site visited Aug. 11,  
2021]. Available from internet, URL:<<https://www.amazon.com/Peppermint-Designer-Brushed-Kitchen-Sprayer/dp/B0761QMP2P>> (Year: 2018).\*

(21) Appl. No.: **29/716,994**

\* cited by examiner

(22) Filed: **Dec. 13, 2019**

*Primary Examiner* — Barbara Fox  
*Assistant Examiner* — Jamaal Rasheed  
(74) *Attorney, Agent, or Firm* — Banner & Witcoff, Ltd.

(51) **LOC (13) Cl.** ..... **23-01**

(52) **U.S. Cl.**  
USPC ..... **D23/238**

(58) **Field of Classification Search**  
USPC ..... D23/238–244, 252, 254–255, 257  
CPC .... F16K 31/602; F16K 31/605; F16K 31/607;  
E03C 1/0412  
See application file for complete search history.

(57) **CLAIM**

The ornamental design for a faucet, as shown and described.

(56) **References Cited**

**DESCRIPTION**

U.S. PATENT DOCUMENTS

5,730,176 A \* 3/1998 Heimann ..... F16K 27/045  
137/359  
D513,788 S 1/2006 Lindholm  
D514,665 S 2/2006 Lindholm  
D528,635 S \* 9/2006 Lammel ..... D23/238  
D591,404 S \* 4/2009 Rubin ..... D23/238  
D607,974 S \* 1/2010 Flowers ..... D23/238  
D608,417 S \* 1/2010 Rubin ..... D23/238  
D665,052 S 8/2012 Wang  
D715,406 S \* 10/2014 Bomatter ..... D23/238  
D723,664 S \* 3/2015 Pony ..... D23/238  
D757,220 S \* 5/2016 Schoenherr ..... D23/238  
D774,166 S \* 12/2016 Flowers ..... D23/238

FIG. 1 is a perspective view of a faucet showing the new design;

FIG. 2 is a front elevation view thereof;

FIG. 3 is a rear elevation view thereof;

FIG. 4 is a right elevation view thereof;

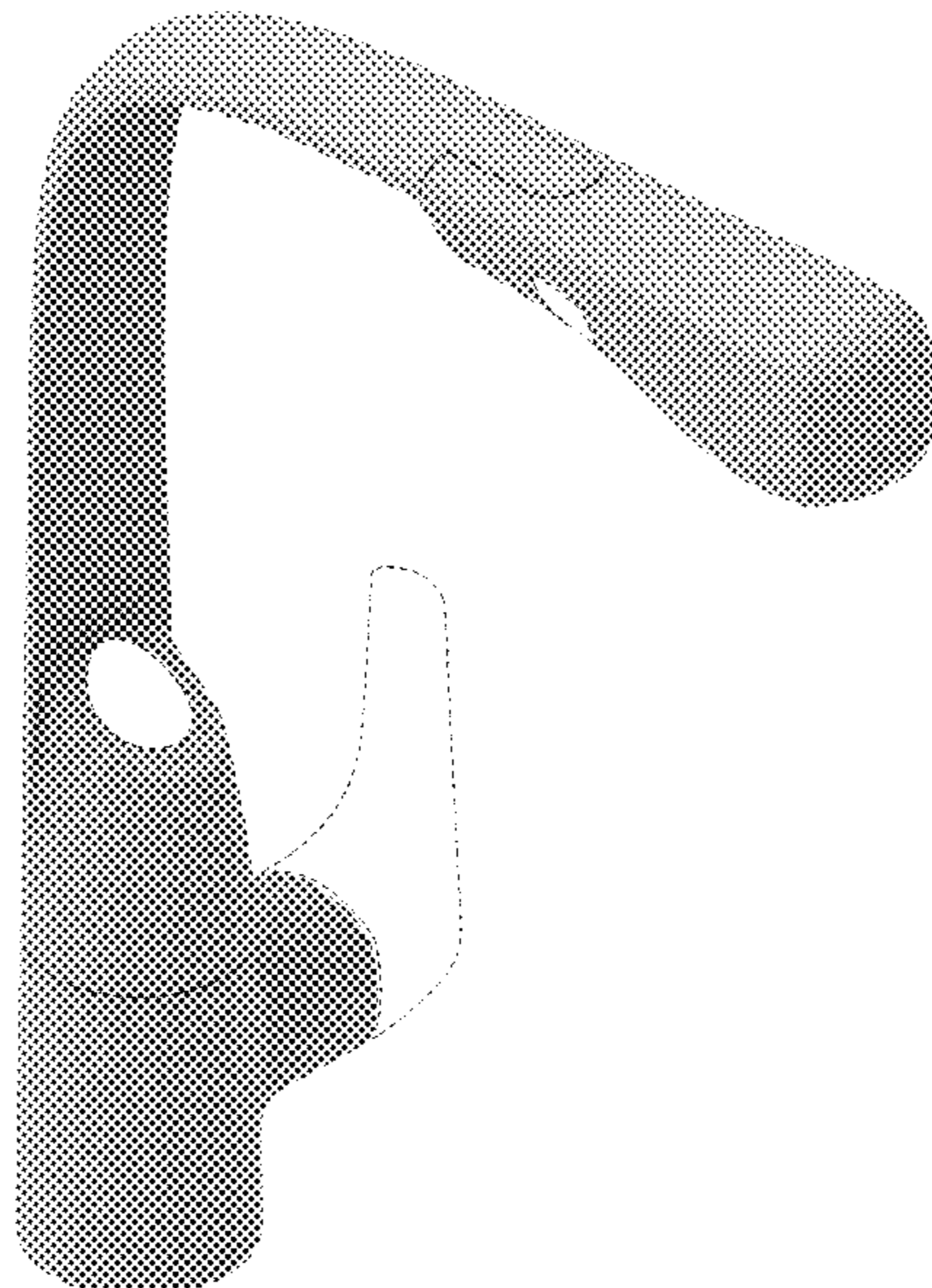
FIG. 5 is a left elevation view thereof;

FIG. 6 is a top plan view thereof; and,

FIG. 7 is a bottom plan view thereof.

The broken lines represent a boundary of the claimed design and form no part thereof. The unshaded regions within the broken line boundary form no part of the claimed design.

**1 Claim, 7 Drawing Sheets**






FIG. 1

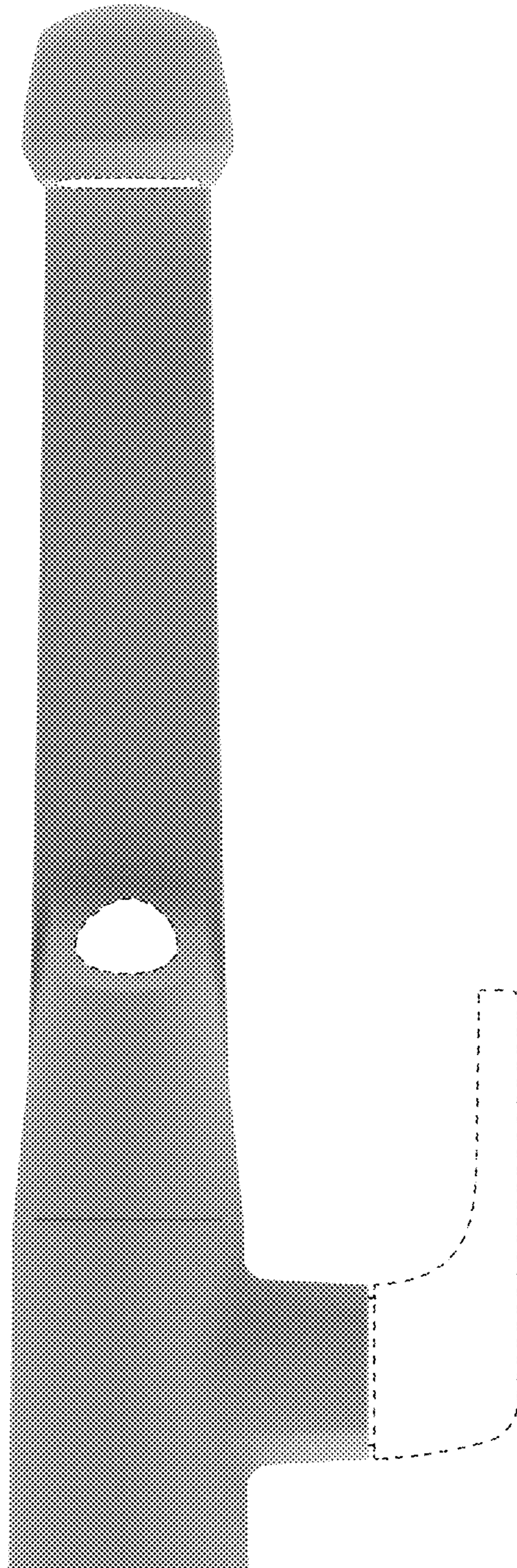


FIG. 2




FIG. 3




FIG. 4



FIG. 5




FIG. 6

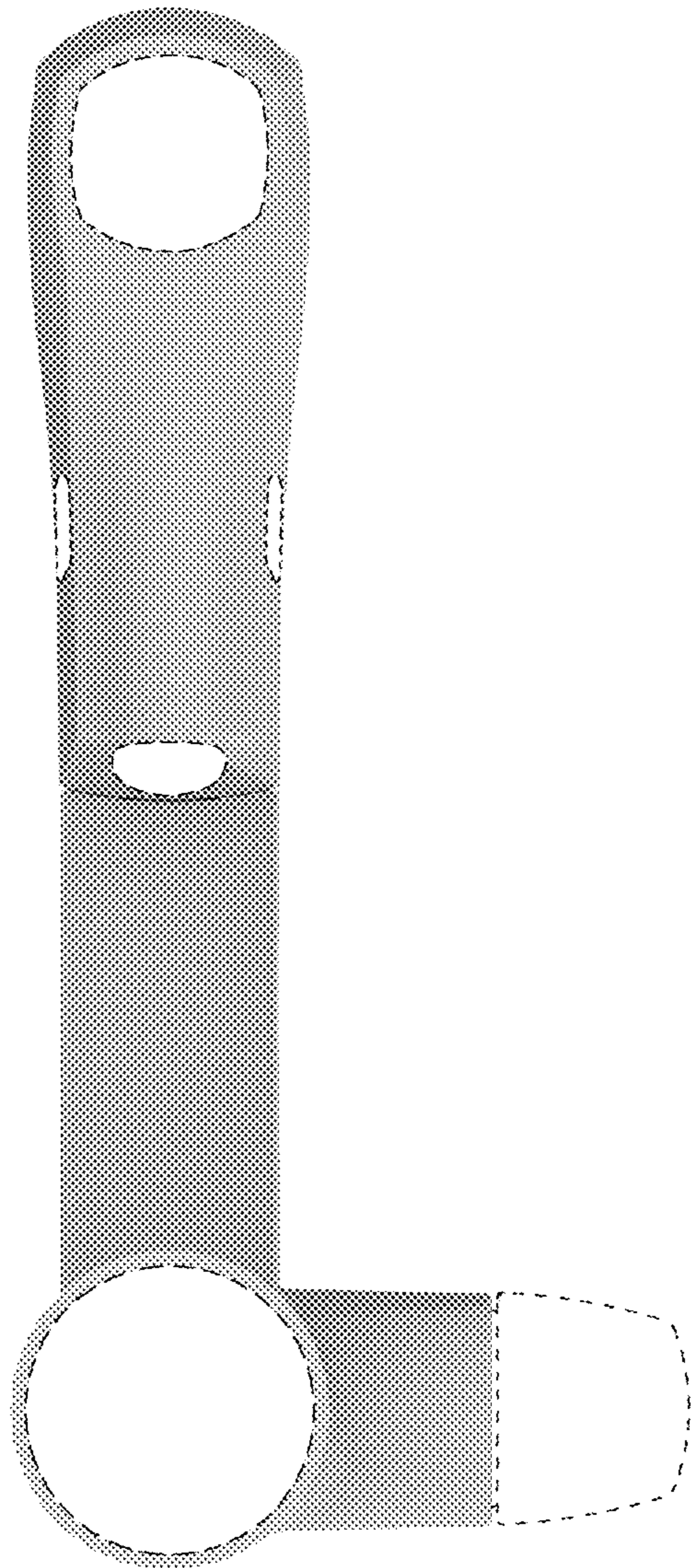


FIG. 7