



US00D940263S

(12) **United States Design Patent**
Kuan

(10) **Patent No.:** **US D940,263 S**

(45) **Date of Patent:** **** Jan. 4, 2022**

(54) **GOLF CLUB HEAD**

(71) Applicant: **SUMITOMO RUBBER INDUSTRIES, LTD.**, Kobe (JP)

(72) Inventor: **Jimmy Kuan**, West Covina, CA (US)

(73) Assignee: **SUMITOMO RUBBER INDUSTRIES, LTD.**, Kobe (JP)

(**) Term: **15 Years**

(21) Appl. No.: **29/723,676**

(22) Filed: **Feb. 10, 2020**

(51) **LOC (13) Cl.** **21-02**

(52) **U.S. Cl.**
USPC **D21/759**

(58) **Field of Classification Search**
USPC D21/747-751, 759
CPC A63B 53/00; A63B 53/02; A63B 53/04;
A63B 53/047; A63B 53/0475; A63B
2053/0479; A63B 2053/0483; A63B
2053/0445; A63B 60/00; A63B 60/46
See application file for complete search history.

(56) **References Cited**

U.S. PATENT DOCUMENTS

D256,148 S *	7/1980	Jeghers	D21/750
D346,840 S *	5/1994	Fenton	D21/751
D395,476 S *	6/1998	Pond	D21/747
D399,276 S *	10/1998	Hettinger	D21/747
D457,211 S *	5/2002	Bakke	D21/747
D476,707 S *	7/2003	Walker	D21/747
D478,949 S *	8/2003	DeLaCruz	D21/747
D491,241 S *	6/2004	Long	D21/747
D580,506 S *	11/2008	Chick	D21/759
D600,764 S *	9/2009	Carlyle	D21/759
D703,282 S *	4/2014	Breier	D21/747

D704,288 S *	5/2014	Cardani	D21/747
D762,792 S *	8/2016	Oliveiro	D21/747
D762,795 S *	8/2016	Oldknow	D21/759
D763,379 S *	8/2016	Oldknow	D21/759
D763,380 S *	8/2016	Oldknow	D21/759
D763,381 S *	8/2016	Oldknow	D21/759
D766,390 S *	9/2016	Timmons	D21/759
D773,574 S *	12/2016	Oliveiro	D21/747
D810,850 S *	2/2018	Becktor	D21/747
D829,837 S *	10/2018	Wolfe	D21/747
D846,049 S *	4/2019	Becktor	D21/747
D846,054 S *	4/2019	Becktor	D21/759
D861,095 S *	9/2019	Wolfe	D21/759
D888,172 S *	6/2020	Stokke	D21/747
D900,262 S *	10/2020	Jacobson	D21/747
10,843,052 B2 *	11/2020	Seagram	A63B 53/047

* cited by examiner

Primary Examiner — Mitchell I. Siegel

(74) *Attorney, Agent, or Firm* — Oliff PLC

(57) **CLAIM**

The ornamental design for a golf club head, as shown and described.

DESCRIPTION

FIG. 1 is a rear bottom perspective view of the golf club head;

FIG. 2 is a rear elevational view thereof;

FIG. 3 is a front elevational view thereof;

FIG. 4 is a toe-side elevational view thereof;

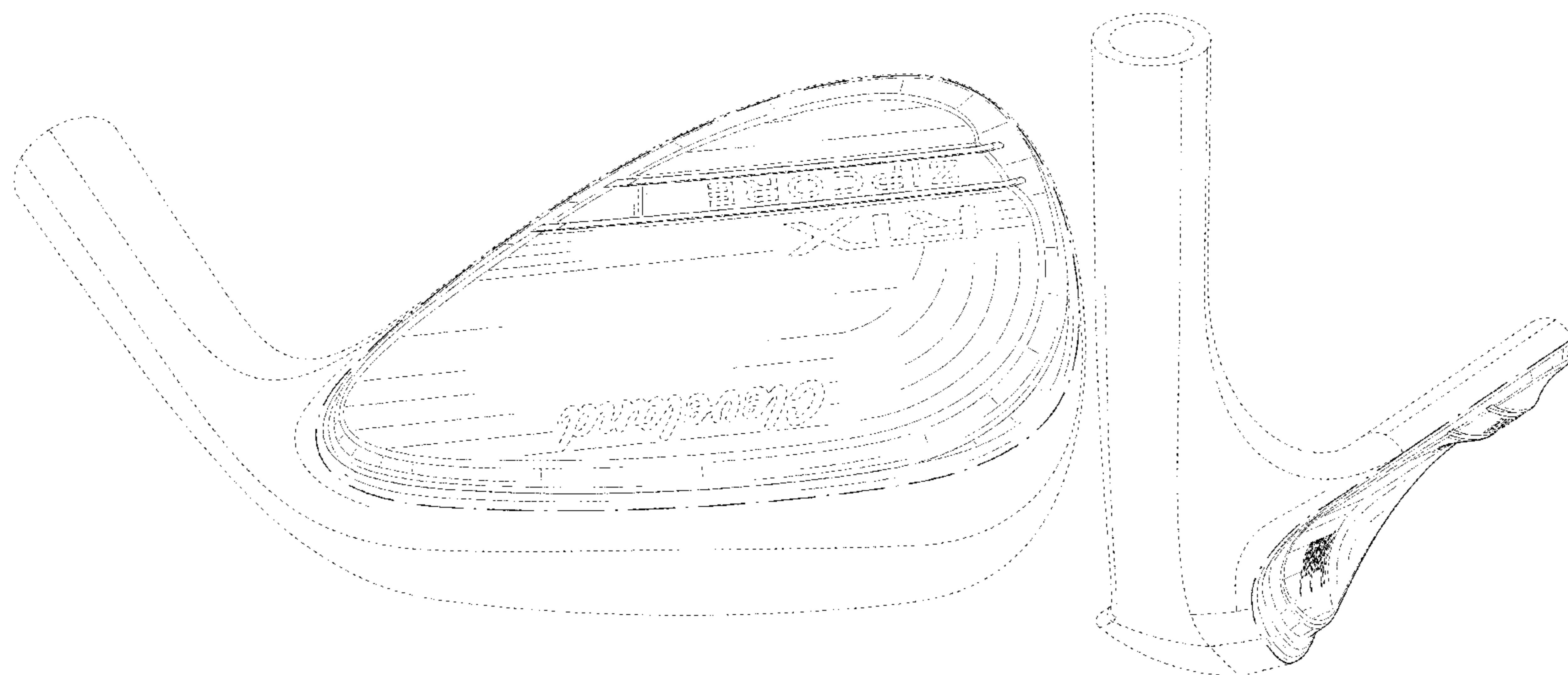
FIG. 5 is a heel-side elevational view thereof;

FIG. 6 is a top plan view thereof; and,

FIG. 7 is a bottom plan view thereof.

The broken lines depict parts of the golf club head that form no part of the claimed design. The dot-dash chain lines depict boundaries of the claimed subject matter, and thus form no part of the claimed design.

1 Claim, 6 Drawing Sheets



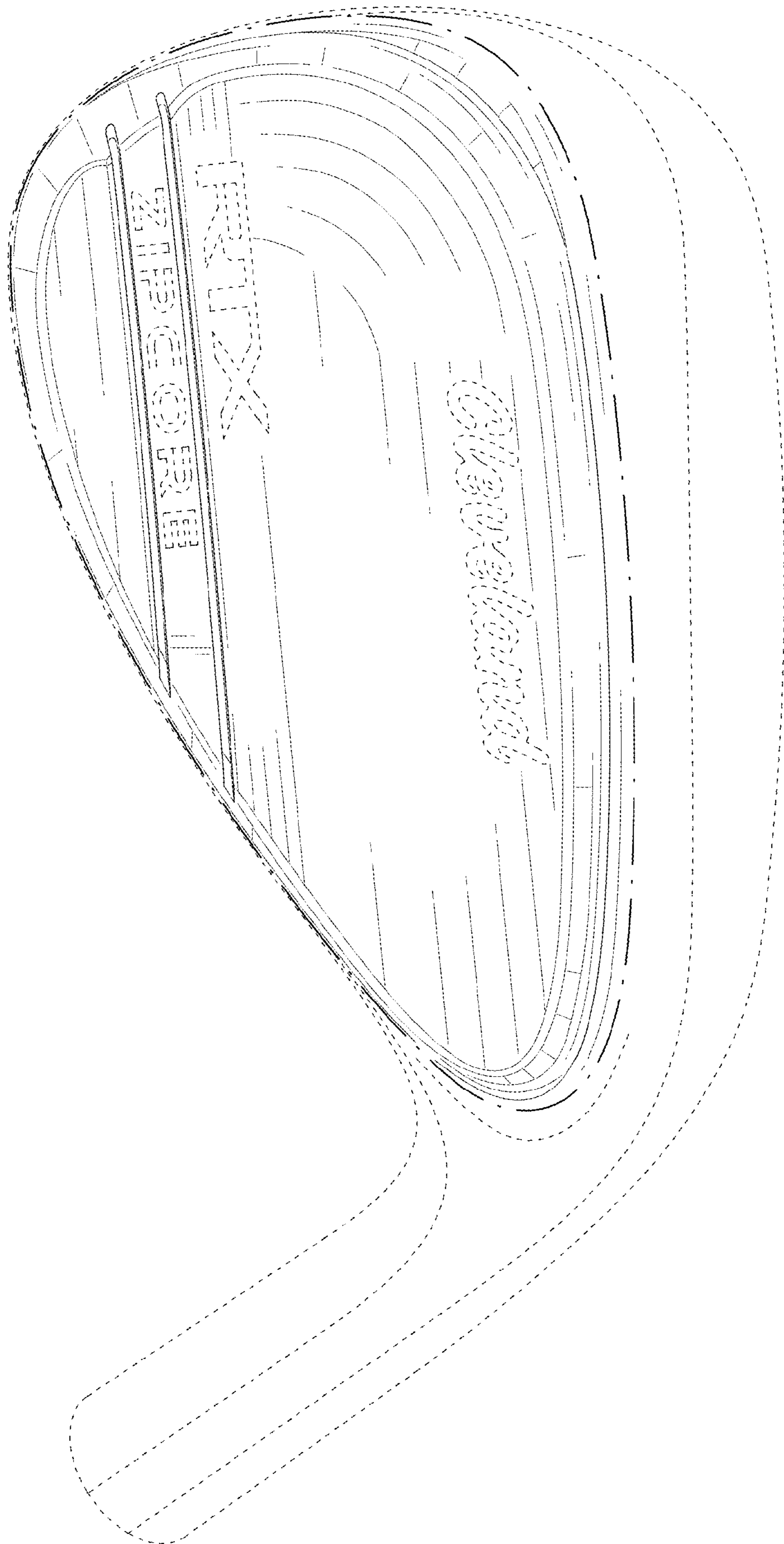


FIG. 1

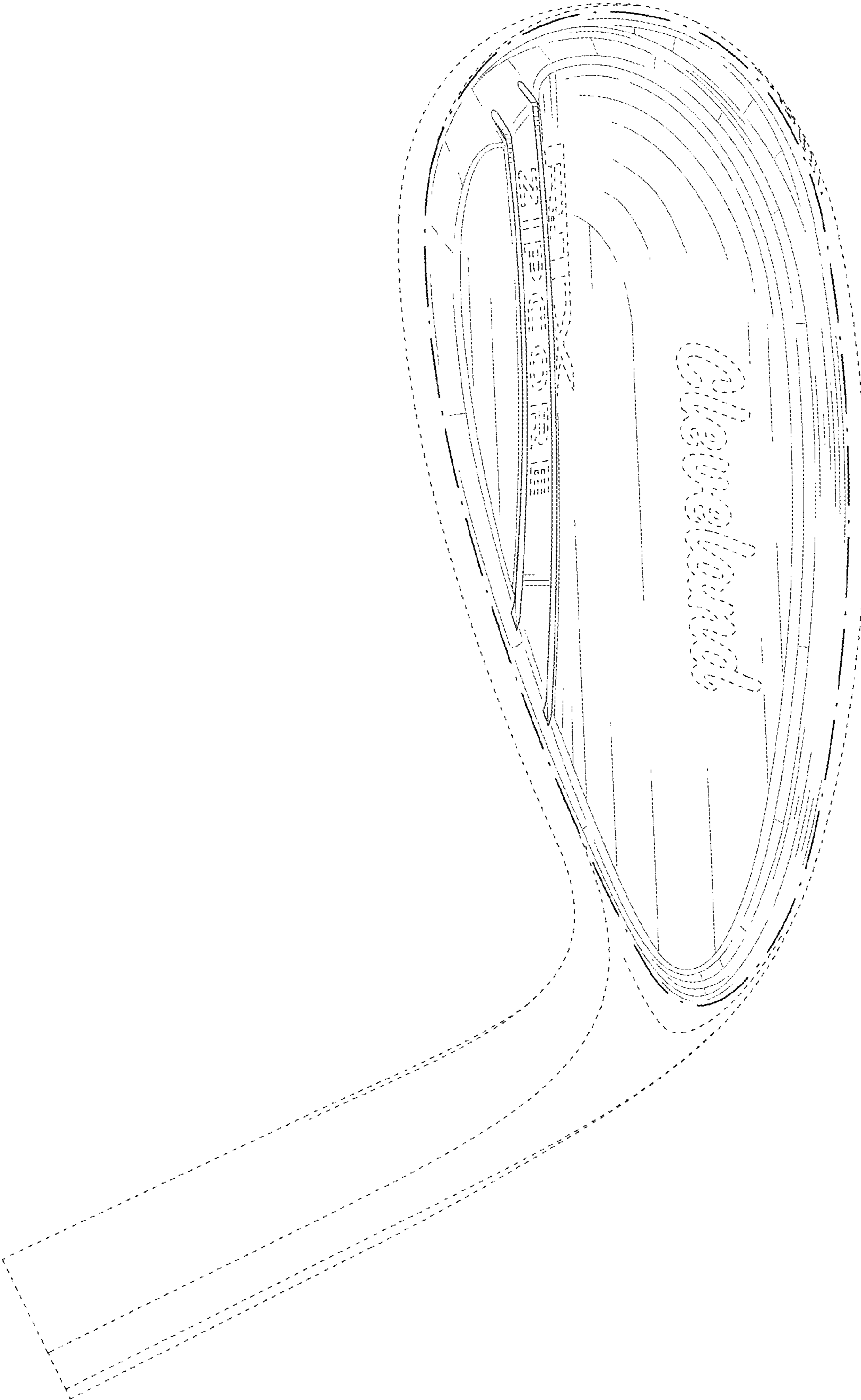


FIG. 2

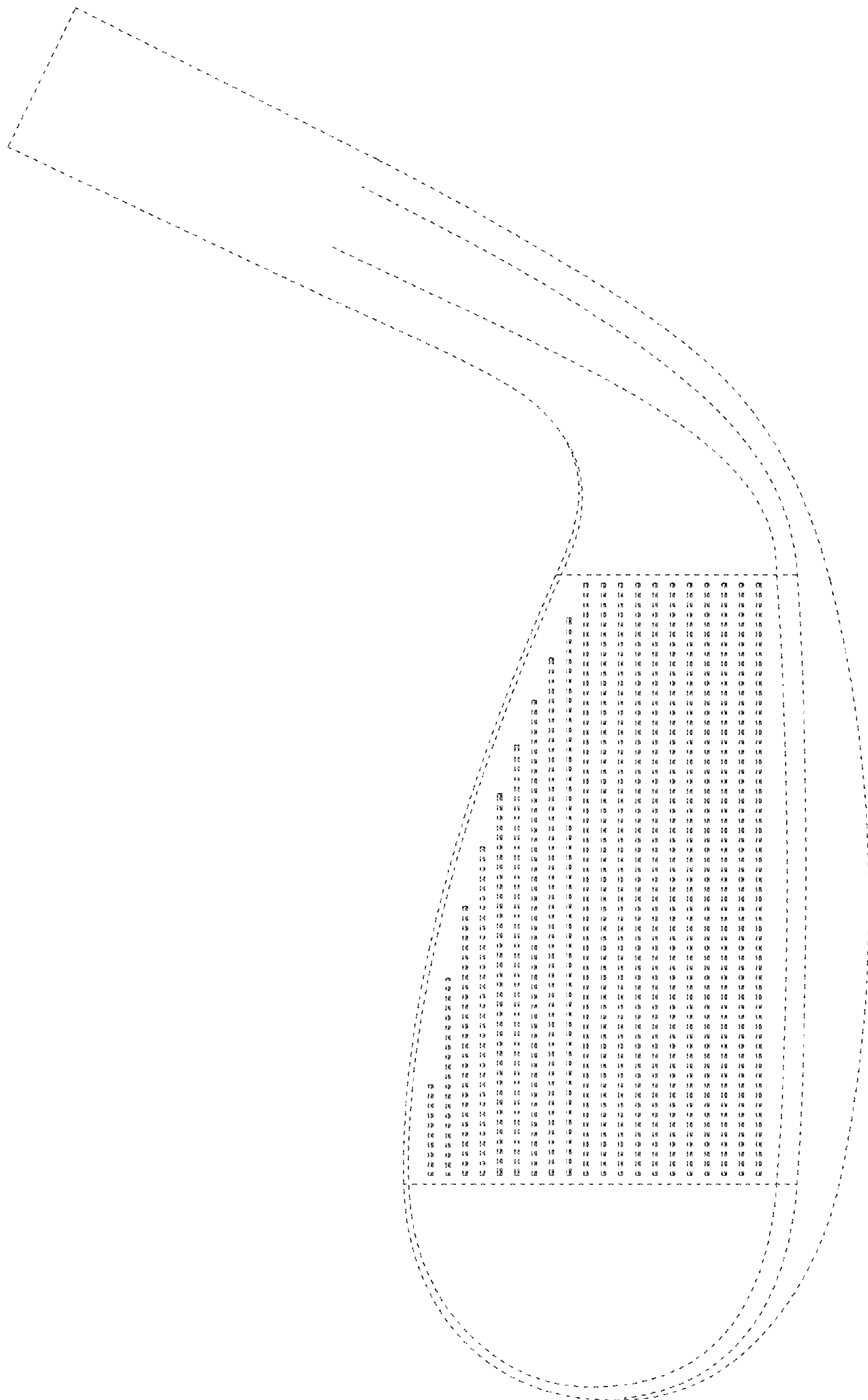


FIG. 3

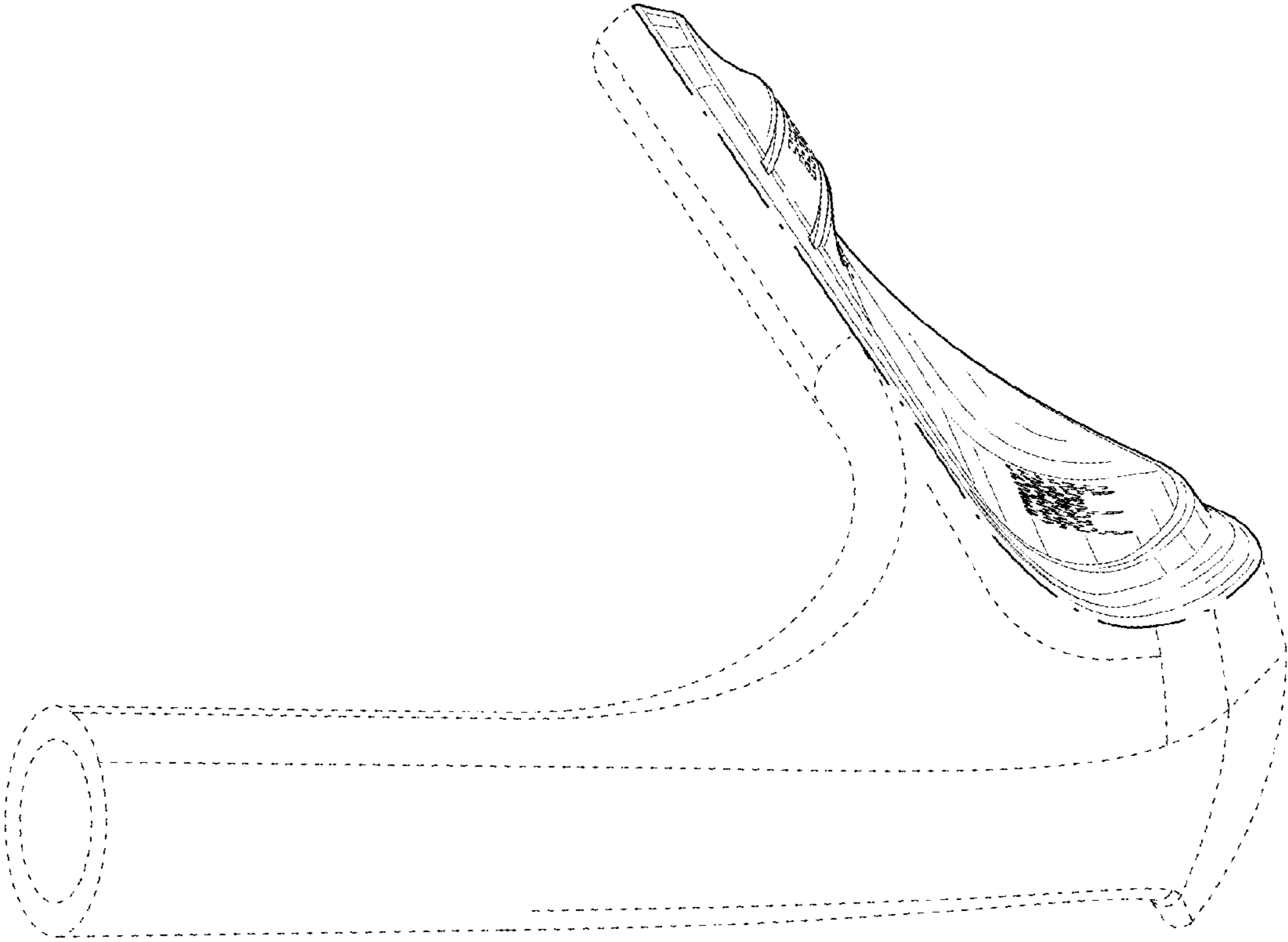


FIG. 5

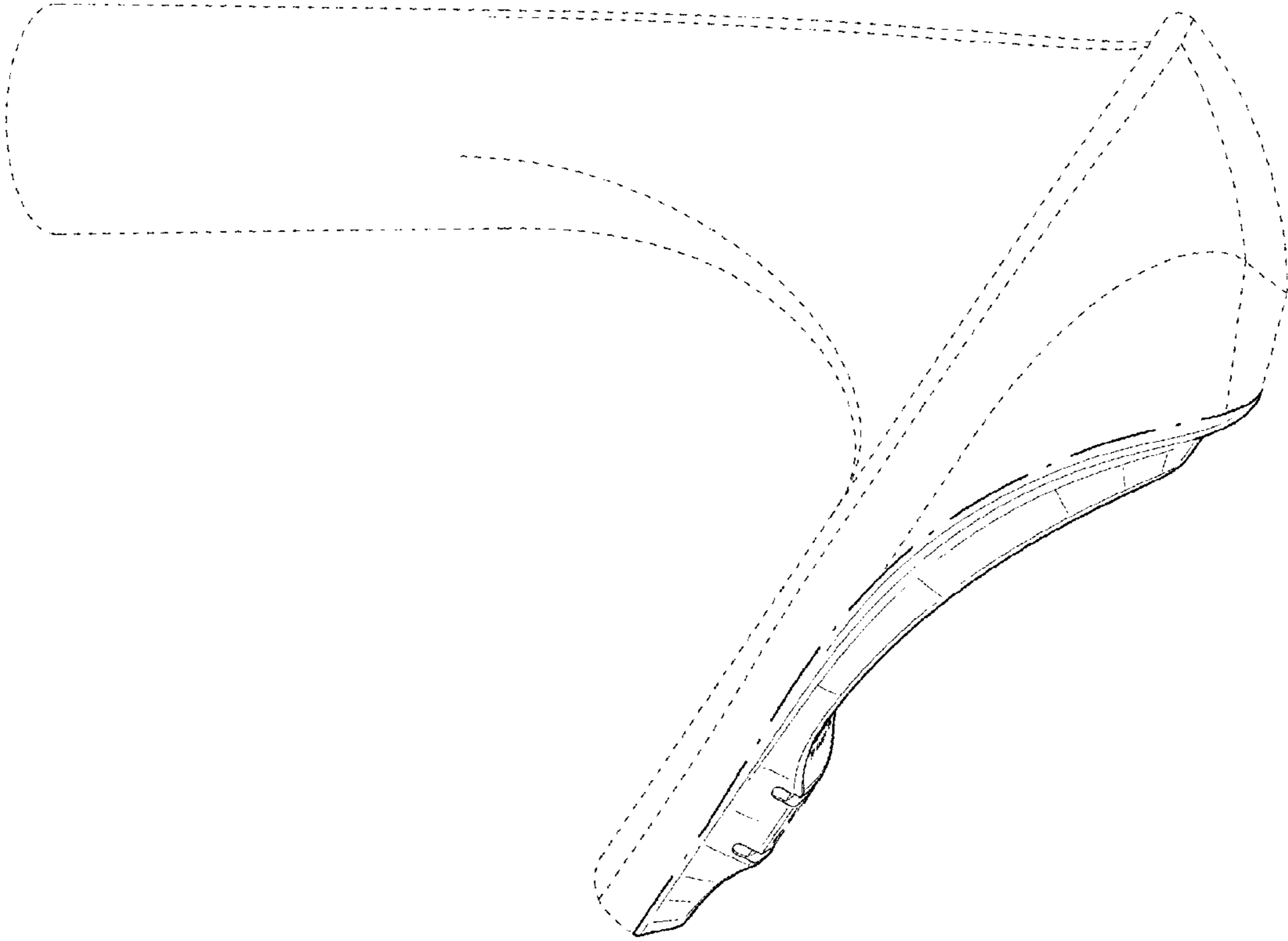


FIG. 4

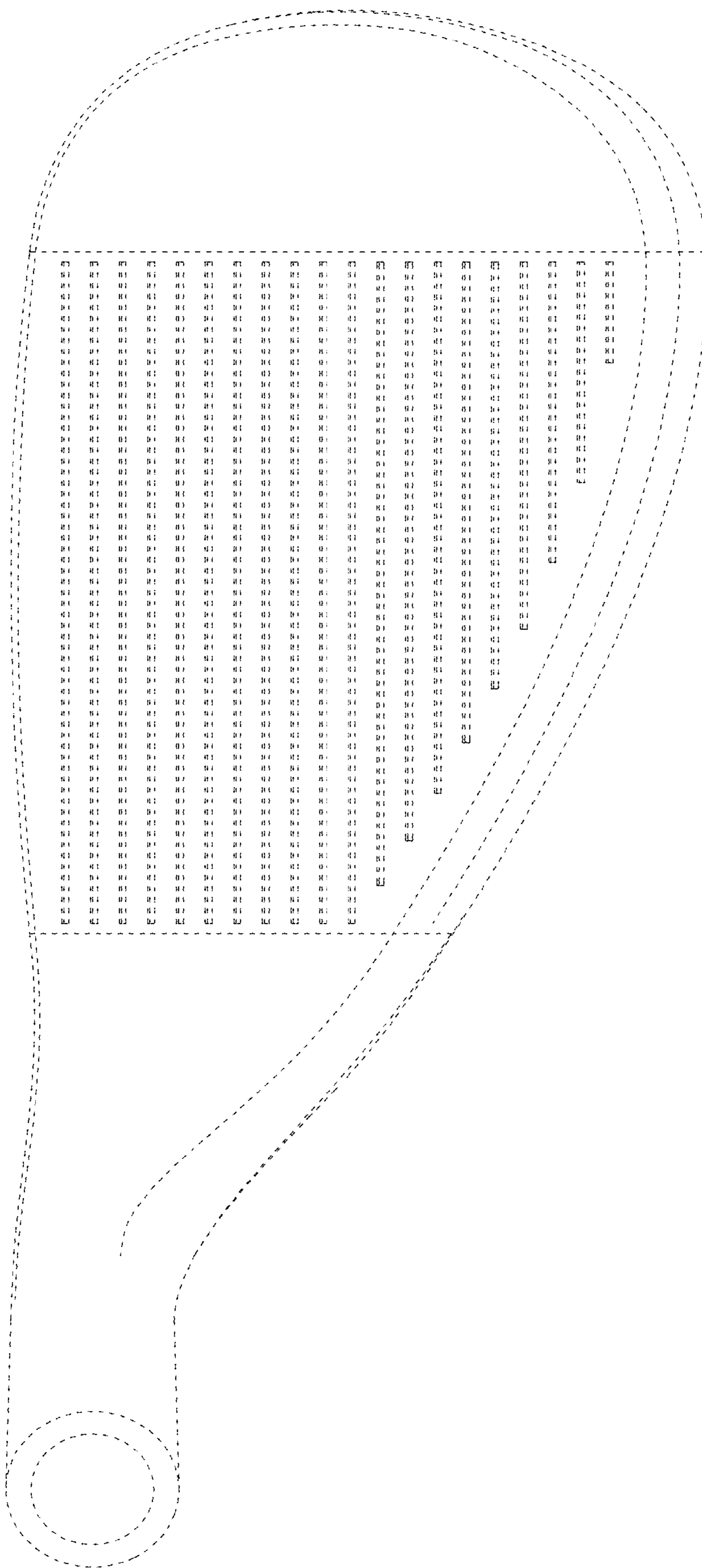


FIG. 6

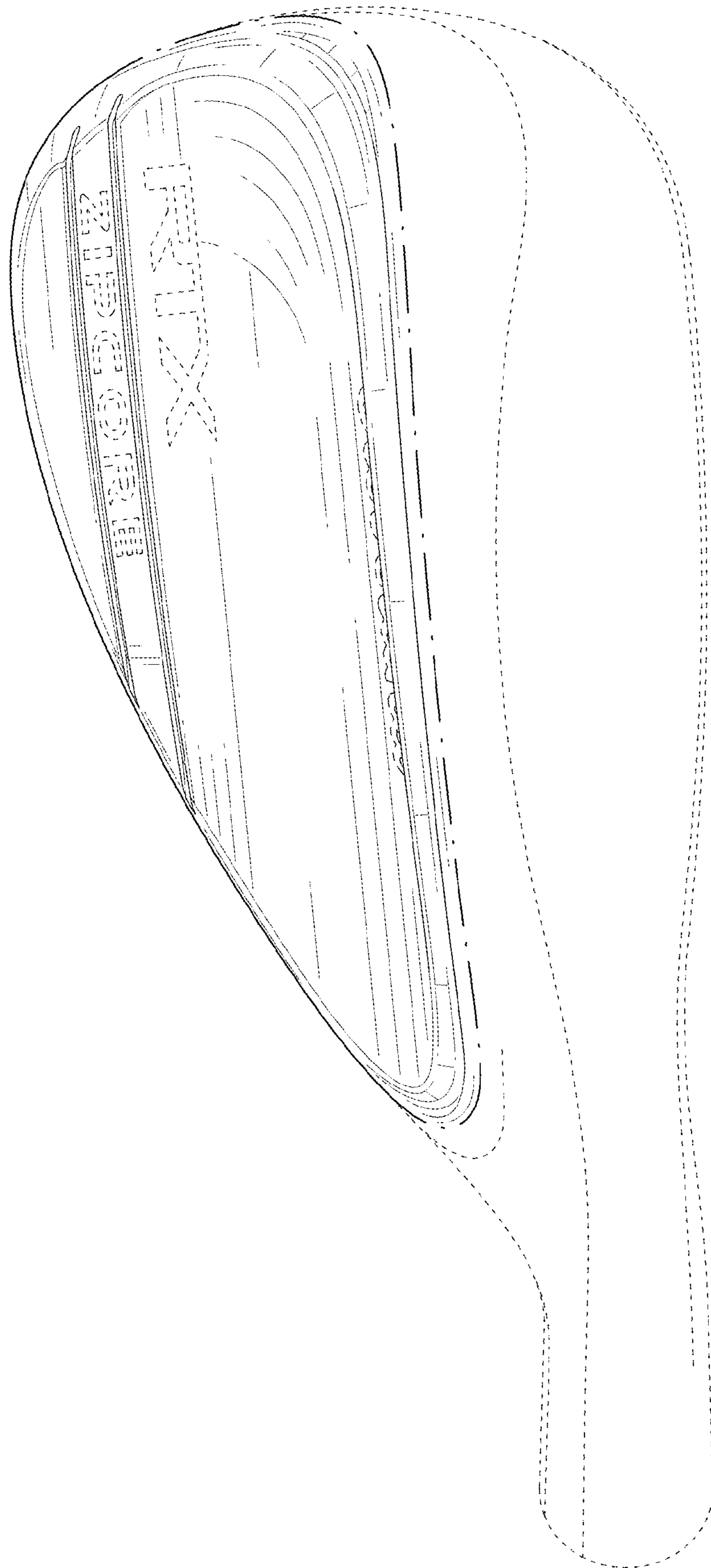


FIG. 7