



US00D940244S

(12) **United States Design Patent** (10) **Patent No.:** **US D940,244 S**  
**Zhou** (45) **Date of Patent:** **\*\* Jan. 4, 2022**

(54) **GAMEPAD**

(56) **References Cited**

(71) Applicant: **SHENZHEN CHT TECHNOLOGY CO., LTD**, Shenzhen (CN)

(72) Inventor: **Zejun Zhou**, Shenzhen (CN)

(73) Assignee: **SHENZHEN CHT TECHNOLOGY CO., LTD**, Shenzhen (CN)

(\*\*) Term: **15 Years**

(21) Appl. No.: **29/744,576**

(22) Filed: **Jul. 30, 2020**

(30) **Foreign Application Priority Data**

Jun. 8, 2020 (CN) ..... 202030283665.4

(51) **LOC (13) Cl.** ..... **21-01**

(52) **U.S. Cl.**  
USPC ..... **D21/333**

(58) **Field of Classification Search**

USPC ..... D21/324, 332-337, 566, 572-574, 328, D21/385, 386; D14/217, 218, 356, 387, D14/388, 389, 400, 401, 415, 418, D14/426-431, 443, 447, 449, 450, 454, D14/455, 471, 474, 483, 496, 511; D13/164, 168; D12/174, 177  
CPC ..... A63F 13/00; A63F 13/98; A63F 13/24; A63F 9/0291; A63F 9/00; A63F 9/02; A63F 9/24; A63F 2300/00; A63F 2300/1031; A63F 13/10; A63F 13/02; A63F 13/04; A63F 13/06; A63F 13/22; A63F 13/40

See application file for complete search history.

U.S. PATENT DOCUMENTS

D547,763 S *	7/2007	Hayes	.....	D14/401
D692,000 S *	10/2013	Ibuki	.....	D14/401
D693,345 S *	11/2013	Ibuki	.....	D14/401
D711,879 S *	8/2014	Bellinghausen	.....	D14/401
D718,818 S *	12/2014	Sumii	.....	D21/333
D727,430 S *	4/2015	Sumii	.....	D21/333
D735,721 S *	8/2015	Mar	.....	D14/401
D740,288 S *	10/2015	O'Donnell, Sr.	.....	D14/401
D766,375 S *	9/2016	Kujawski	.....	D21/333
D768,786 S *	10/2016	Seflic	.....	D21/333
D769,982 S *	10/2016	Konishi	.....	D21/333
D890,263 S *	7/2020	Tong	.....	D21/333
2018/0207523 A1 *	7/2018	Lyden	.....	A63F 13/214

\* cited by examiner

*Primary Examiner* — Sandra Snapp

*Assistant Examiner* — Mehri Bajoul


(57) **CLAIM**

The ornamental design for a gamepad, as shown and described.

**DESCRIPTION**

FIG. 1 is a perspective view of a gamepad showing my new design;  
FIG. 2 is another perspective view thereof;  
FIG. 3 is a front elevational view thereof;  
FIG. 4 is a rear elevational view thereof;  
FIG. 5 is a left side elevational view thereof;  
FIG. 6 is a right side elevational view thereof;  
FIG. 7 is a top plan view thereof; and,  
FIG. 8 is a bottom plan view thereof.  
The broken lines in the drawings depict portions of the gamepad that form no part of the claimed design.

**1 Claim, 8 Drawing Sheets**



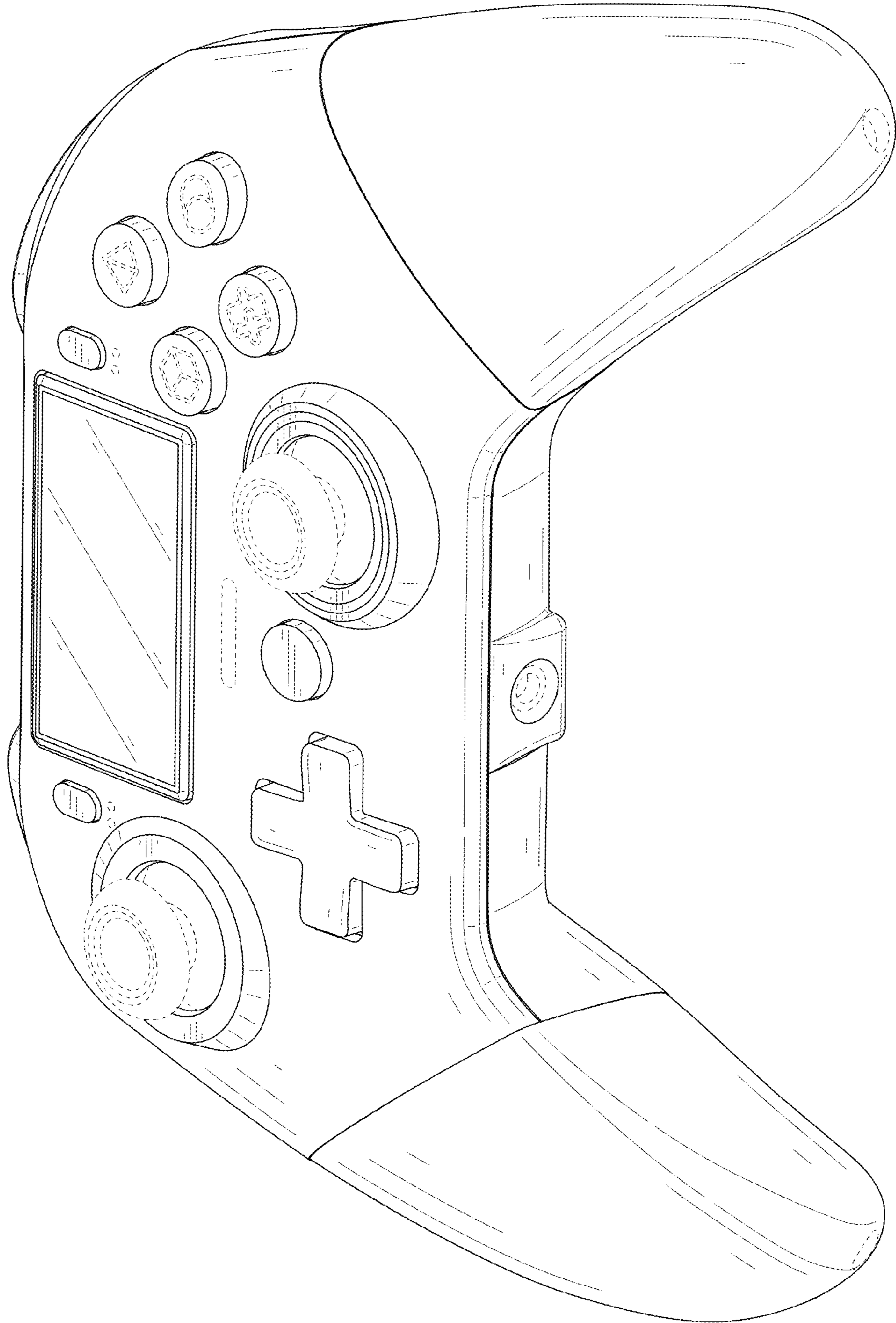


FIG. 1

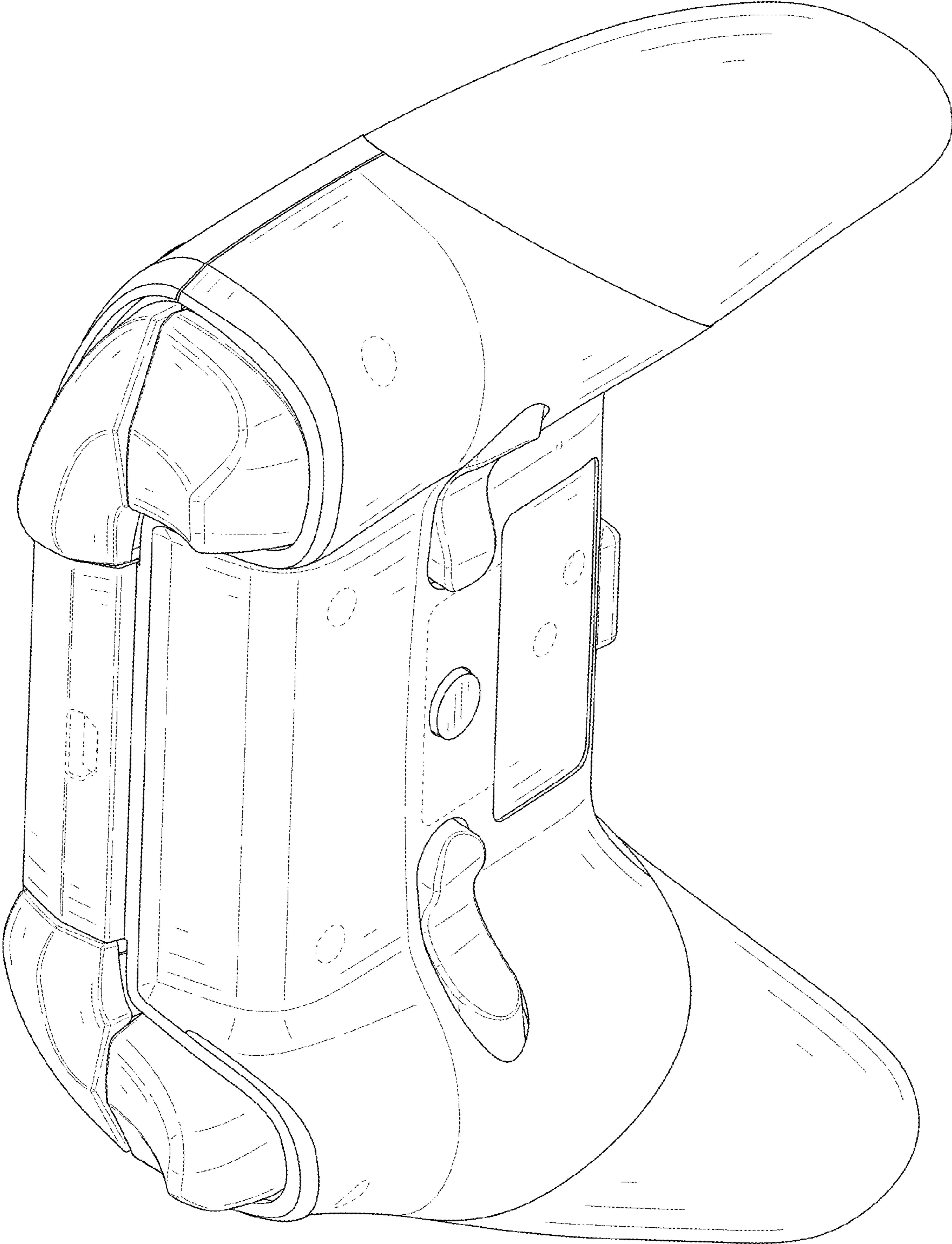


FIG. 2



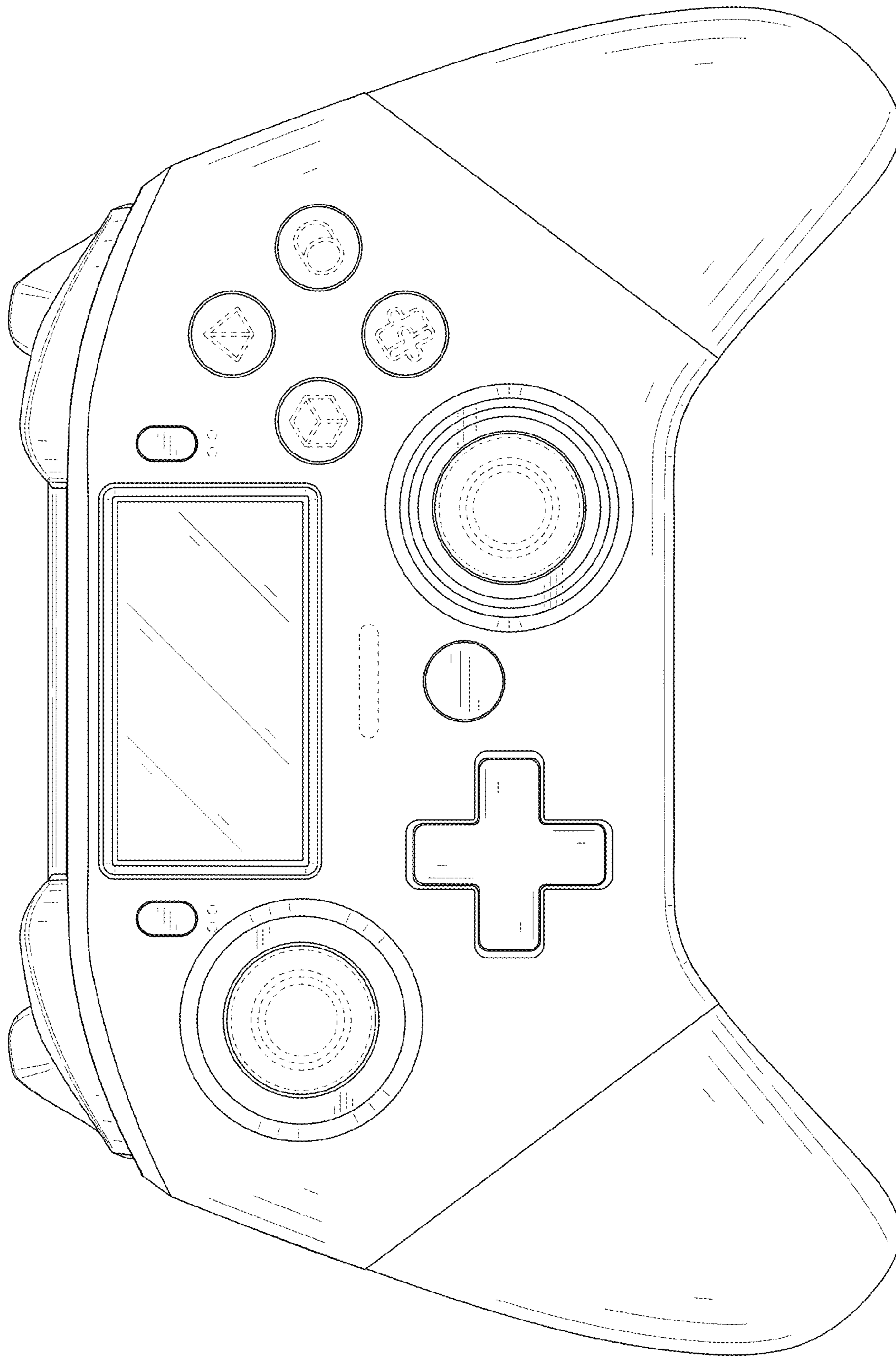


FIG. 3

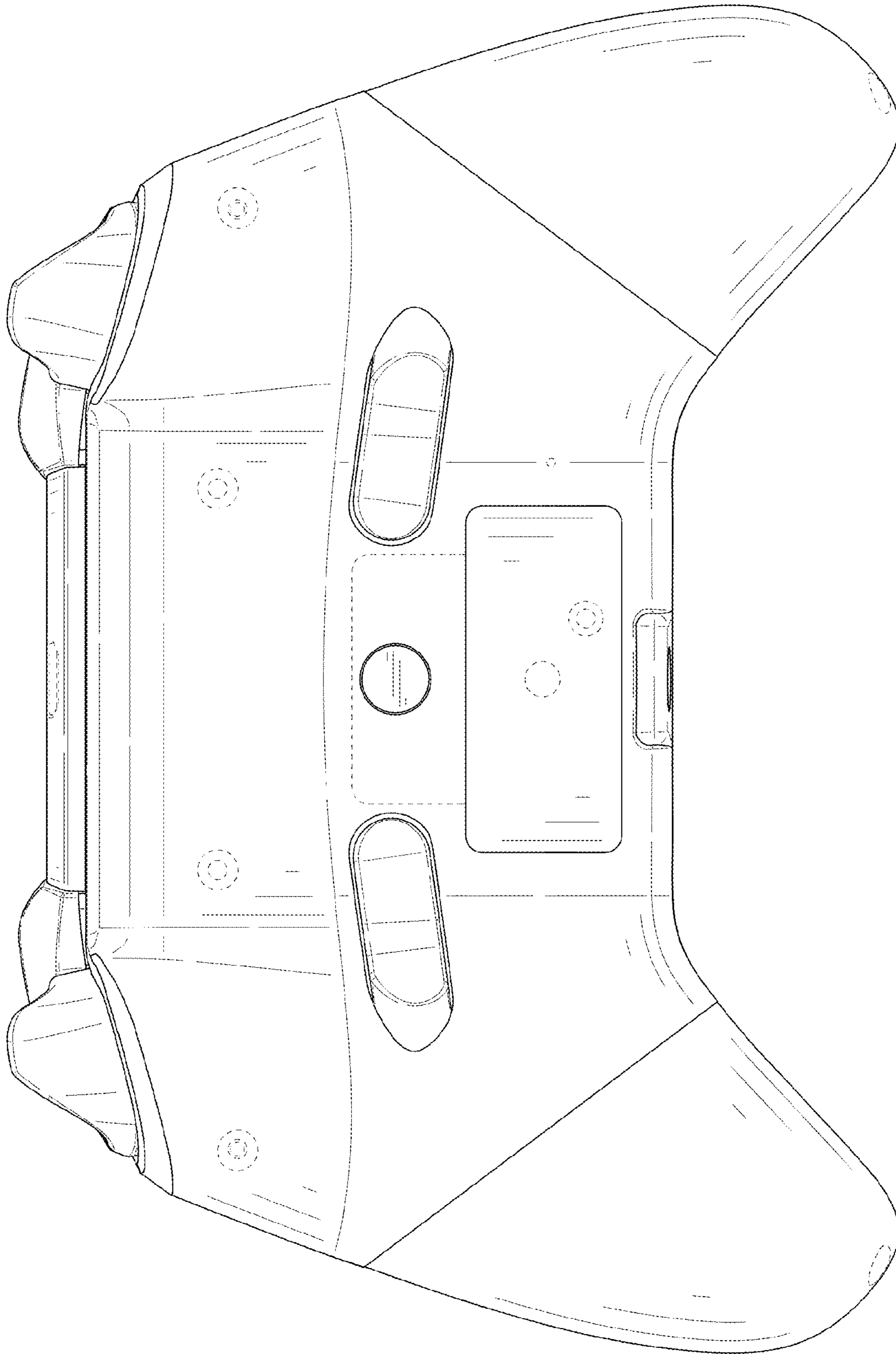


FIG. 4

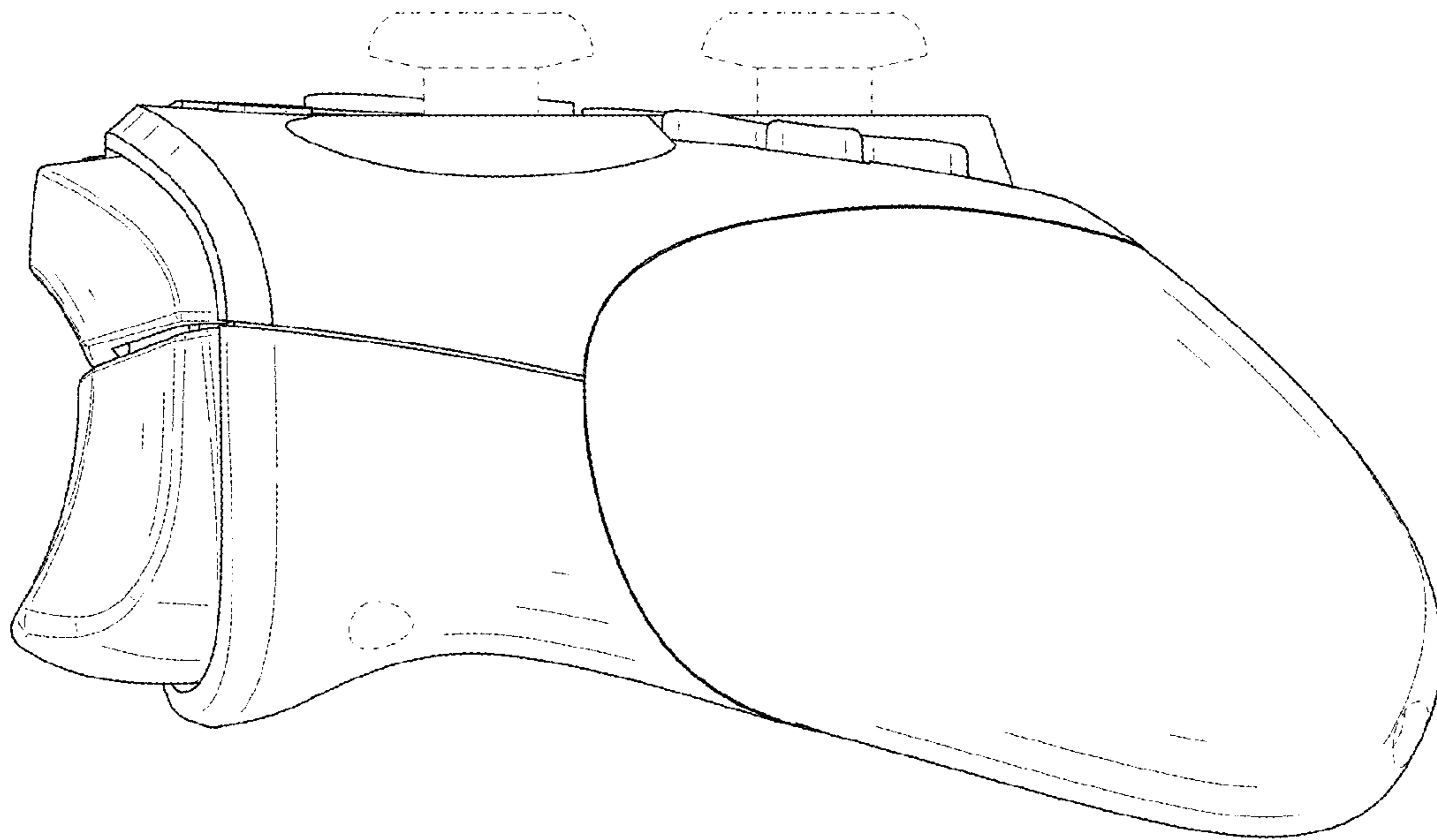


FIG. 5

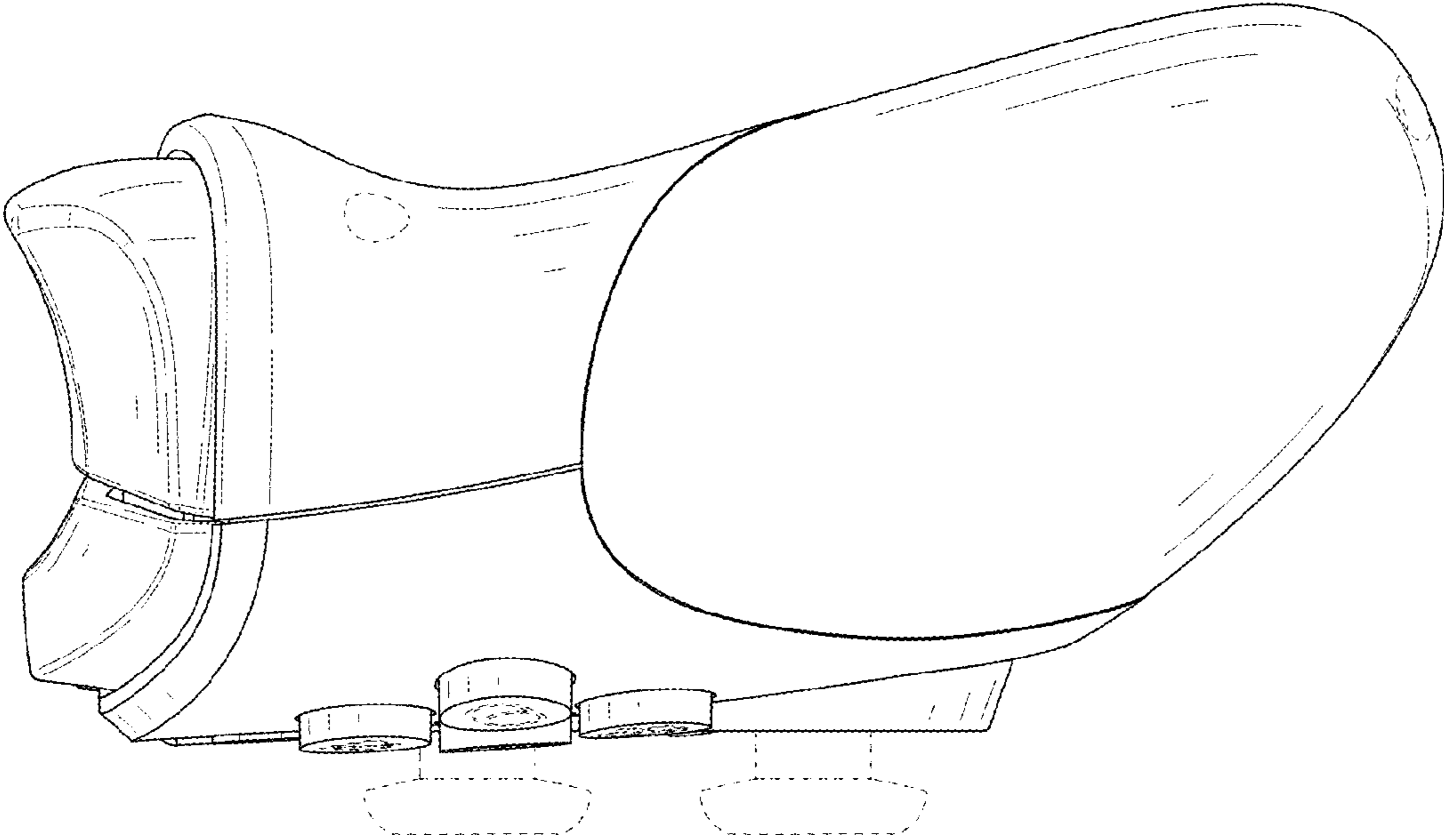


FIG. 6



FIG. 7



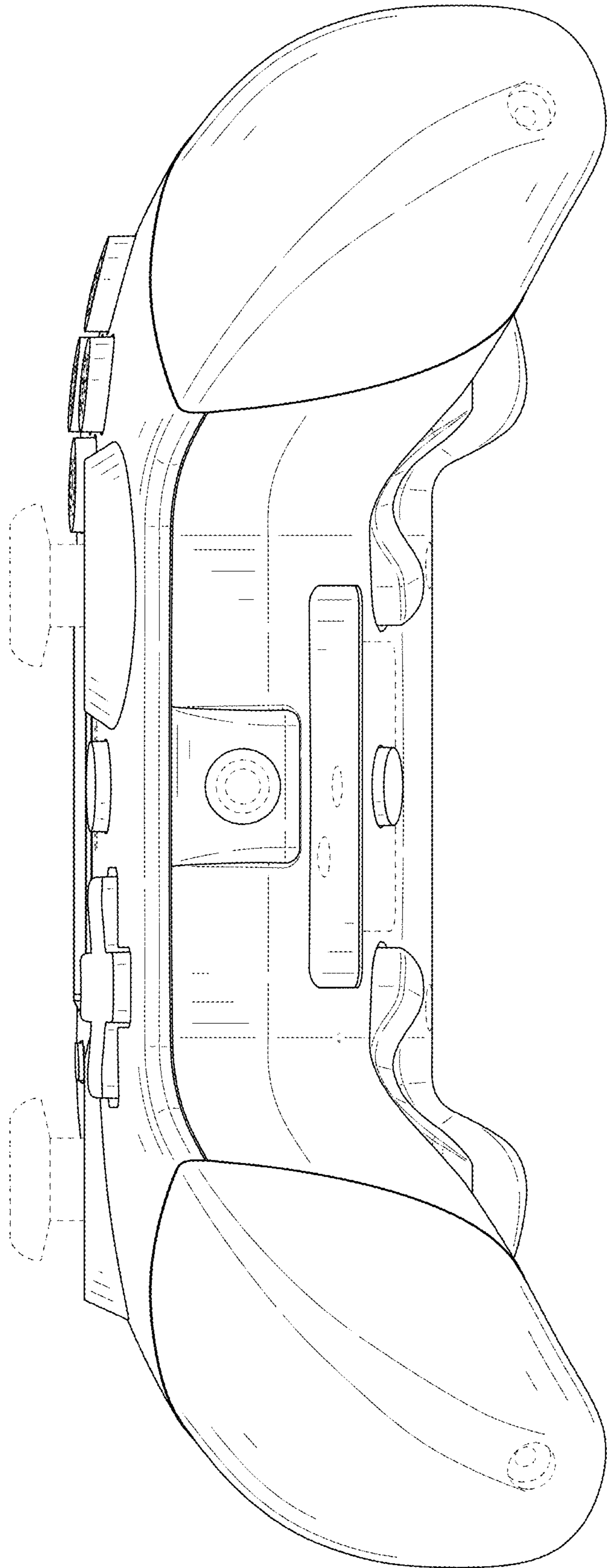


FIG. 8