



US00D940193S

(12) **United States Design Patent**
Fell, Jr. et al.

(10) **Patent No.:** **US D940,193 S**
(45) **Date of Patent:** **** Jan. 4, 2022**

(54) **FLIGHT DISPLAY SCREEN OR PORTION THEREOF INCLUDING A POWER INDICATOR ICON**

D563,977 S * 3/2008 Carl D14/488
7,414,544 B2 8/2008 Oltheten et al.
D601,571 S * 10/2009 Vu D14/485

(Continued)

(71) Applicant: **LOCKHEED MARTIN CORPORATION**, Bethesda, MD (US)

OTHER PUBLICATIONS

(72) Inventors: **William C. Fell, Jr.**, Stuart, FL (US);
Jason E. Browning, Ithaca, NY (US);
Stacey Ann Sanchez, Port St. Lucie, FL (US);
Kathryn P. Guy, Binghamton, NY (US)

ICON Aircraft. "ICON Aircraft—A5 Angle of Attack Safety System." YouTube, published Jul. 22, 2013 (Retrieved from the Internet Oct. 27, 2021). Internet URL: <<https://www.youtube.com/watch?v=2wlvplJLcf-A>> (Year: 2013).*

Primary Examiner — Rachel A. Voorhies

(73) Assignee: **LOCKHEED MARTIN CORPORATION**, Bethesda, MD (US)

(74) *Attorney, Agent, or Firm* — Michael Best & Friedrich LLP

(**) Term: **15 Years**

(57) **CLAIM**

(21) Appl. No.: **29/733,249**

The ornamental design for a flight display screen or portion thereof including a power indicator icon, as shown and described.

(22) Filed: **Apr. 30, 2020**

(51) **LOC (13) Cl.** **14-04**

(52) **U.S. Cl.**
USPC **D14/489**

(58) **Field of Classification Search**
USPC D14/485–495
CPC H04N 1/00424; G06F 3/04817; G06F 3/0481; G06T 13/80; G06T 15/02; G01C 23/00

See application file for complete search history.

DESCRIPTION

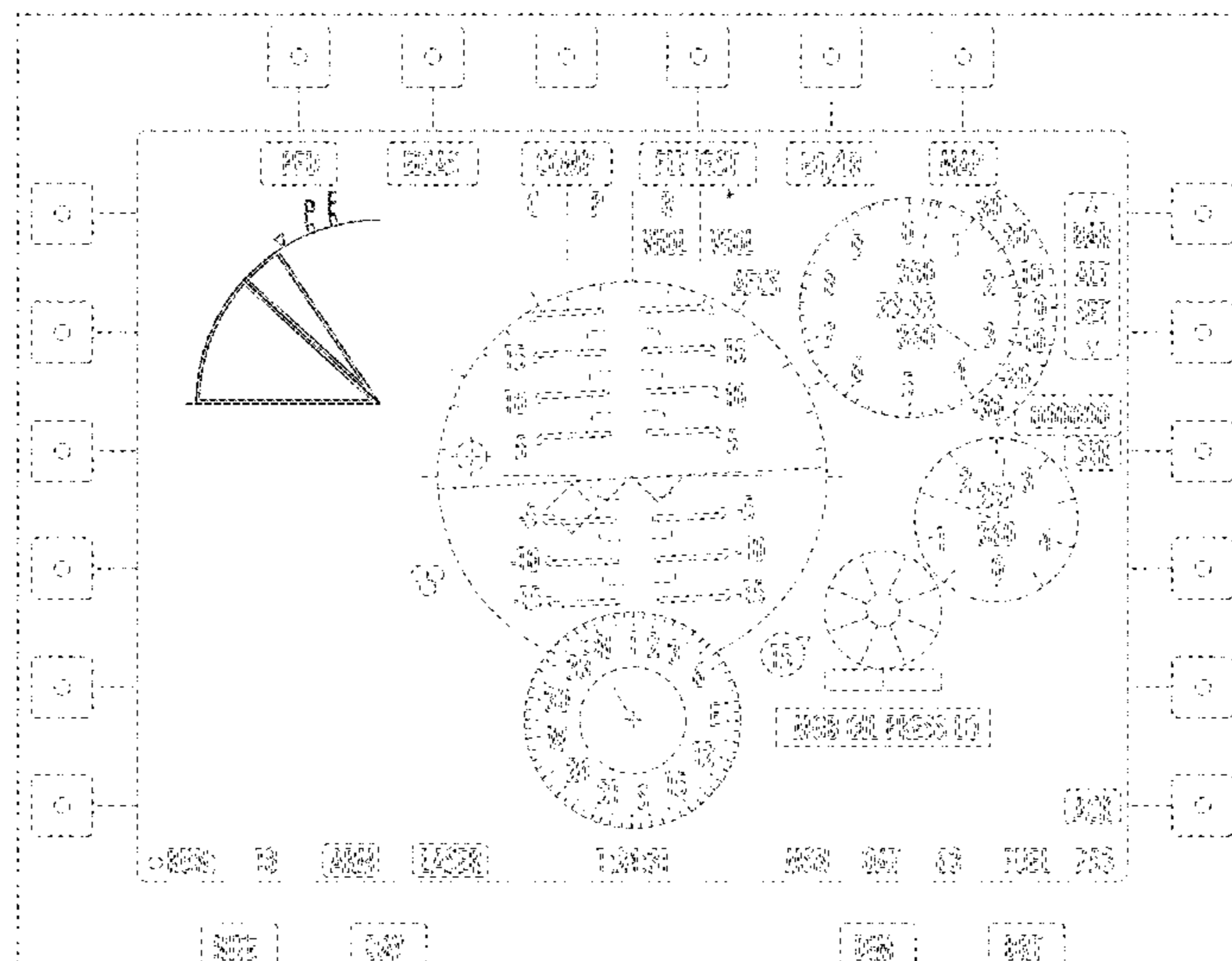
FIG. 1 is a front view of a flight display screen or portion thereof including a power indicator icon showing our new design in accordance with a first embodiment; FIG. 2 is a front view of a flight display screen or portion thereof including a power indicator icon showing our new design in accordance with a second embodiment; FIG. 3 is a front view of a flight display screen or portion thereof including a power indicator icon showing our new design in accordance with a third embodiment; FIG. 4 is a front view of a flight display screen or portion thereof including a power indicator icon showing our new design in accordance with a fourth embodiment; and, FIG. 5 is a front view of a flight display screen or portion thereof including a power indicator icon showing our new design in accordance with a fifth embodiment. The broken lines showing the display screen or portion thereof and portions of the graphical user interface form no part of the claimed design.

(56) **References Cited**

U.S. PATENT DOCUMENTS

4,514,142 A	4/1985	Young	
5,050,081 A	9/1991	Abbott et al.	
D321,014 S *	10/1991	Arkell	D20/11
D405,773 S *	2/1999	Wanishi	D14/493
D476,995 S *	7/2003	Kreikemeier	D14/486
D479,846 S *	9/2003	Kreikemeier	D14/486
6,904,340 B2	6/2005	Andre et al.	
7,031,812 B1	4/2006	Pettigrew et al.	
7,228,505 B2 *	6/2007	Shimazu	B60K 37/02 715/771

1 Claim, 5 Drawing Sheets



(56)

References Cited

U.S. PATENT DOCUMENTS

D602,034 S * 10/2009 Vu D14/485
D625,318 S * 10/2010 Jasinski D14/485
D644,653 S * 9/2011 van der Spek D14/486
D646,696 S * 10/2011 Loken D14/492
8,463,465 B2 6/2013 Piasecki et al.
8,583,368 B1 * 11/2013 Sindlinger G01C 23/00
701/460
9,272,778 B2 3/2016 Eglin
D753,712 S * 4/2016 Lee G06F 3/04817
D14/489
9,355,571 B2 5/2016 Rucci et al.
D759,714 S * 6/2016 Behar D14/489
D765,726 S * 9/2016 Han D14/489
D768,204 S * 10/2016 Lee G06F 3/0482
D14/493
D777,197 S * 1/2017 Miao D14/486
D778,949 S * 2/2017 Han D14/489
D785,673 S * 5/2017 Cunnien G06F 3/04817
D14/492
D795,905 S * 8/2017 Wang D14/486
D830,396 S * 10/2018 Cunnien D14/486
10,145,708 B2 12/2018 McCullough et al.
10,347,138 B1 * 7/2019 Manberg G08G 5/0078
10,414,512 B2 9/2019 Luszcz
D868,802 S * 12/2019 Tzeng D14/485
D916,887 S * 4/2021 Cunnien G08G 5/0047
D14/489
2009/0281684 A1 * 11/2009 Spek G01C 23/005
701/7
2019/0113403 A1 4/2019 Adams et al.
2021/0081080 A1 * 3/2021 Uy G06F 3/0482
2021/0117069 A1 * 4/2021 Komer G06F 3/038
2021/0276728 A1 * 9/2021 Mast G08G 5/0047

* cited by examiner

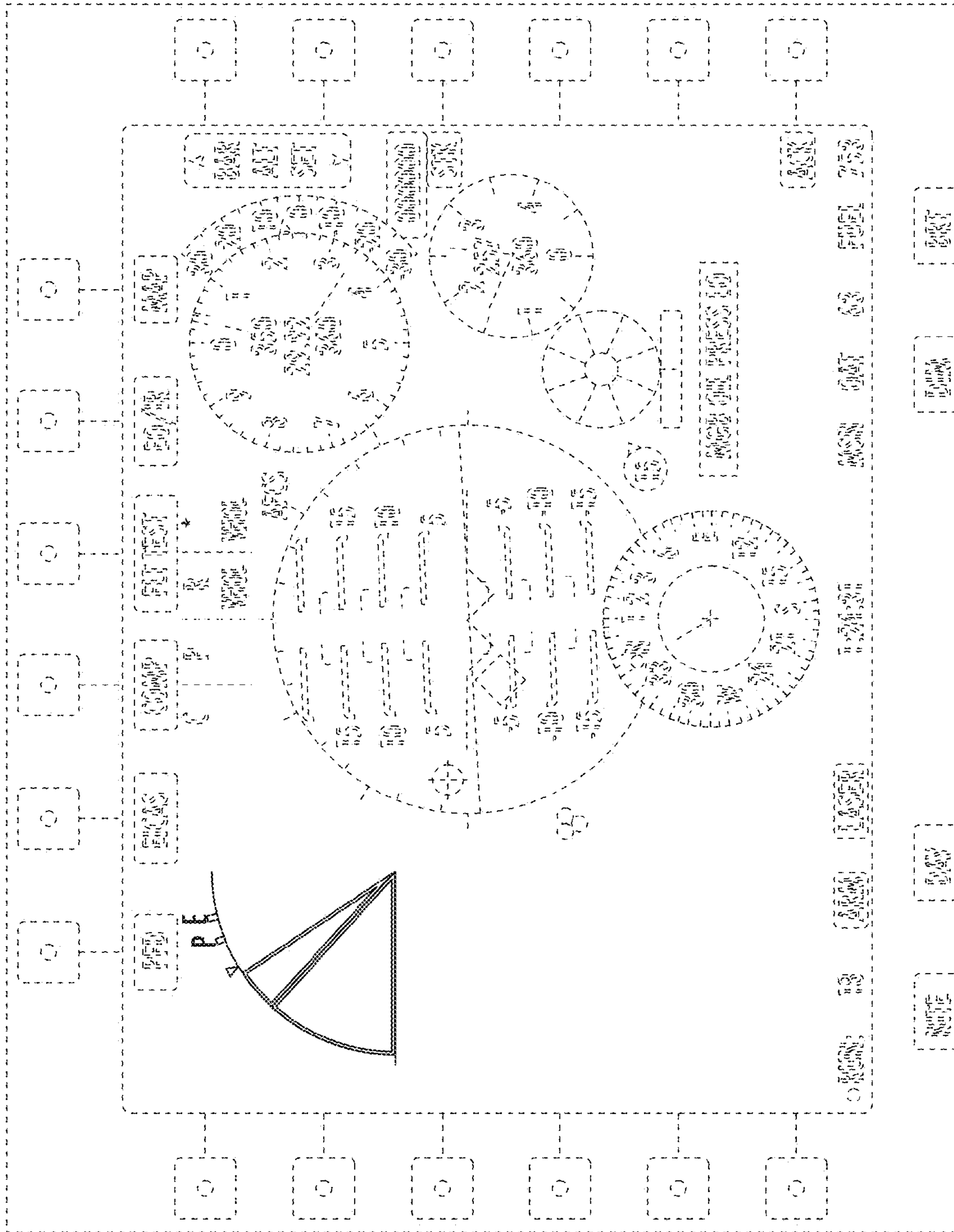


FIG. 1

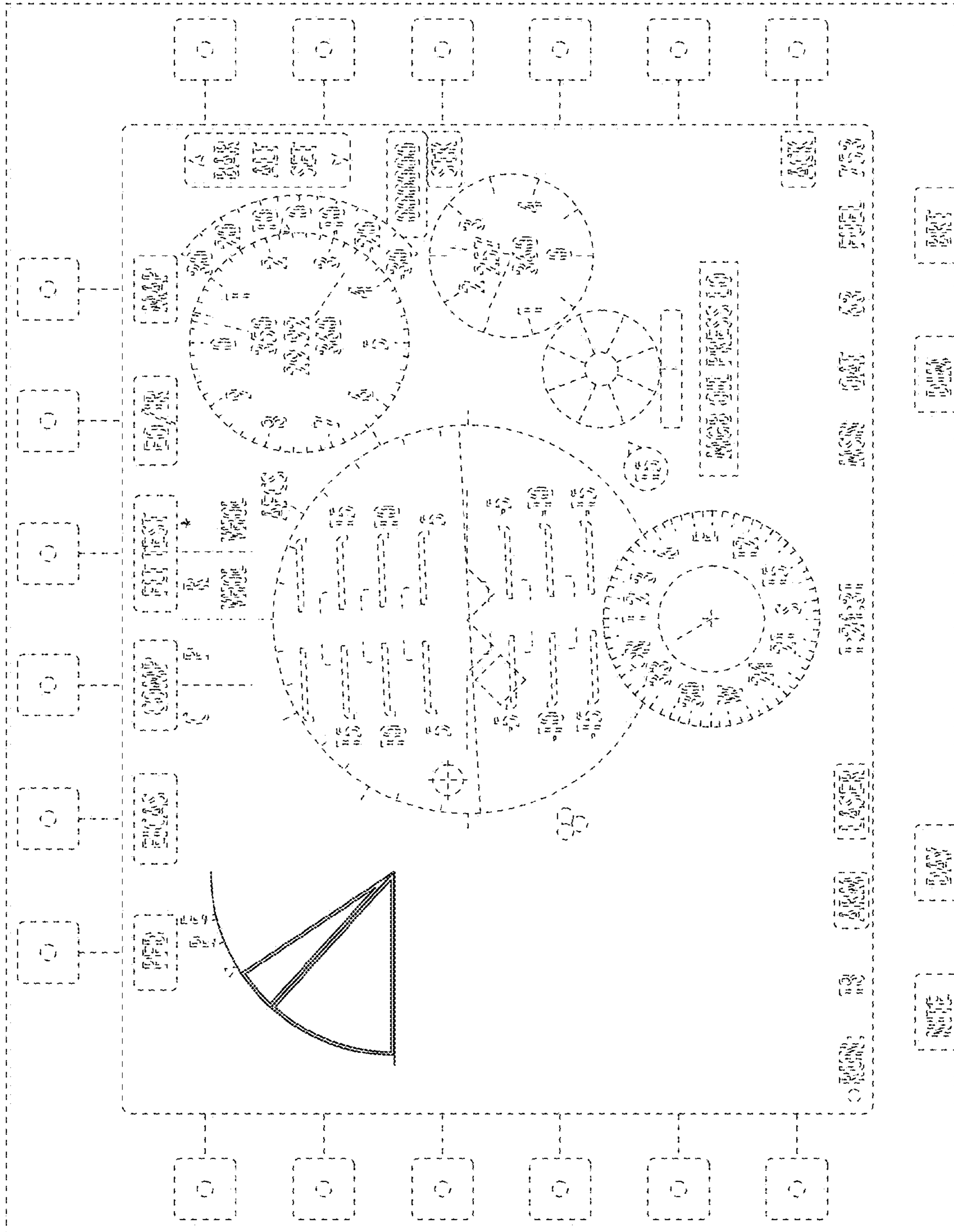


FIG. 2

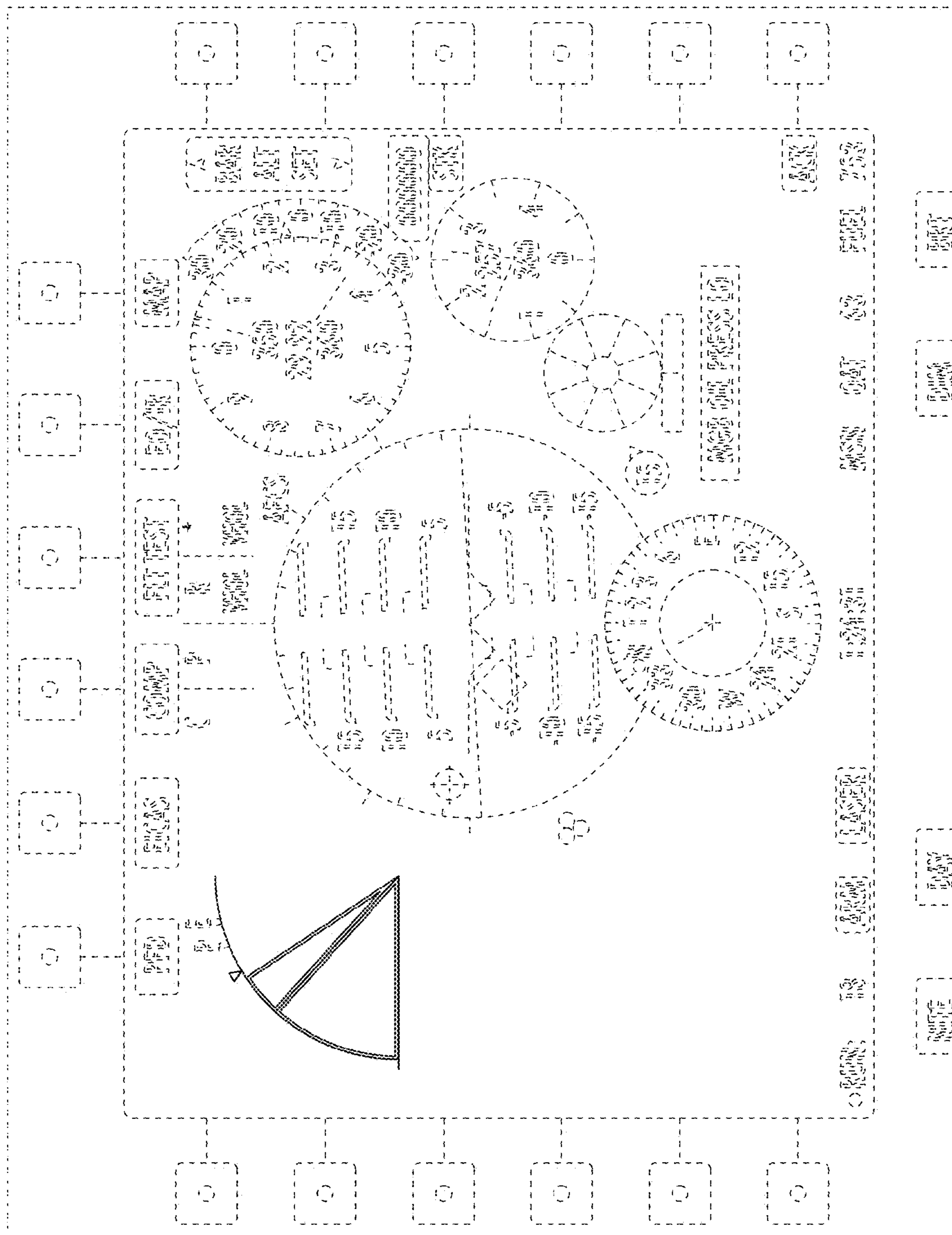


FIG. 3

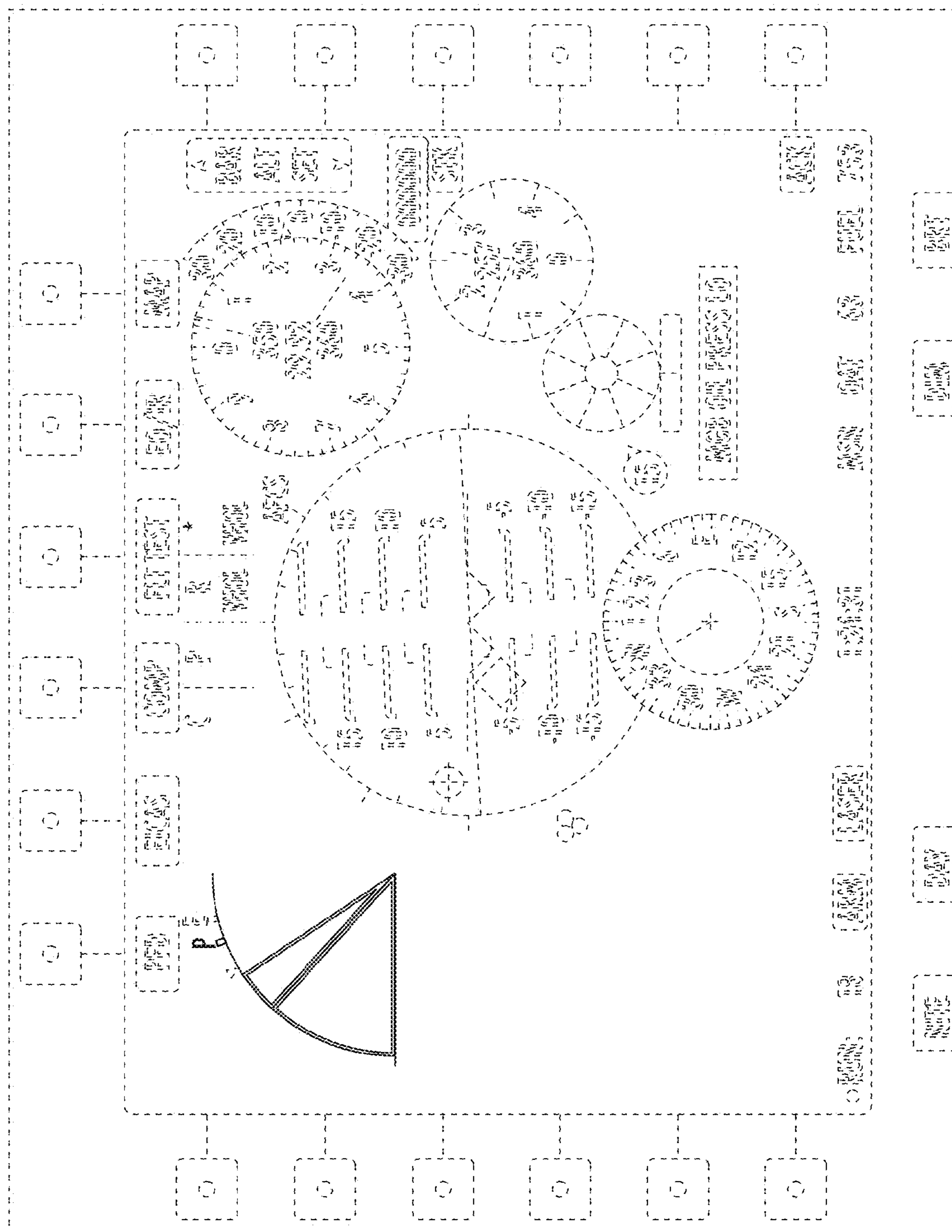


FIG. 4

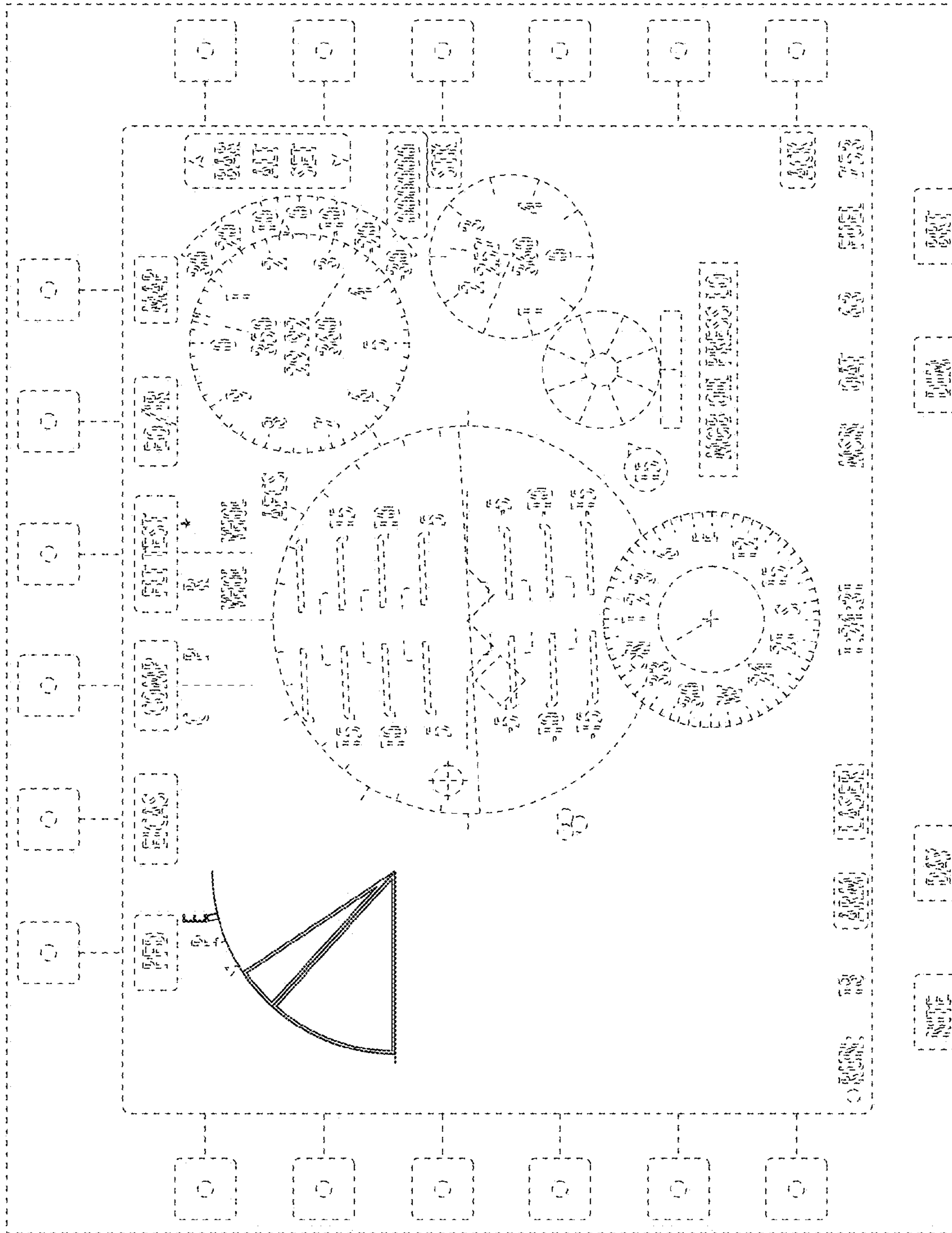


FIG. 5