



US00D940118S

(12) **United States Design Patent** (10) **Patent No.:** **US D940,118 S**  
**Kim et al.** (45) **Date of Patent:** **\*\* Jan. 4, 2022**

(54) **ELECTRONIC DEVICE**

(71) Applicant: **Samsung Electronics Co., Ltd.**,  
Suwon-si (KR)  
(72) Inventors: **Chung-Ha Kim**, Suwon-si (KR);  
**Min-Young Park**, Suwon-si (KR);  
**Ji-Young Lee**, Suwon-si (KR); **Jong-Bo**  
**Jung**, Suwon-si (KR); **Hyok-Su Choi**,  
Suwon-si (KR)  
(73) Assignee: **SAMSUNG ELECTRONICS CO.,**  
**LTD.**, Suwon-si (KR)

(\*\*) Term: **15 Years**

(21) Appl. No.: **29/717,585**

(22) Filed: **Dec. 18, 2019**

(30) **Foreign Application Priority Data**

Jul. 9, 2019 (KR) ..... 30-2019-0032704  
(51) **LOC (13) Cl.** ..... **14-03**  
(52) **U.S. Cl.**  
USPC ..... **D14/248**  
(58) **Field of Classification Search**  
USPC ..... D14/138 G, 248, 138 C, 432, 439, 341,  
D14/345, 371, 374, 138 R, 138 AA,  
D14/138 AB, 138 AC, 138 AD  
(Continued)

(56) **References Cited**

**U.S. PATENT DOCUMENTS**

D538,773 S \* 3/2007 Joung ..... D14/138 AA  
D539,257 S \* 3/2007 Obata ..... D14/138 AA  
(Continued)

**FOREIGN PATENT DOCUMENTS**

CN 305552725 \* 1/2020  
CN 306695898 \* 7/2021  
(Continued)

**OTHER PUBLICATIONS**

Samsung Galaxy M30s, announced Sep. 18, 2019, [online], [retrieved on Jul. 29, 2021]. Retrieved from Internet ,<URL: http://www.gsmarena.com>.\*

(Continued)

*Primary Examiner* — Bridget L Eland  
(74) *Attorney, Agent, or Firm* — McAndrews Held & Malloy, Ltd.

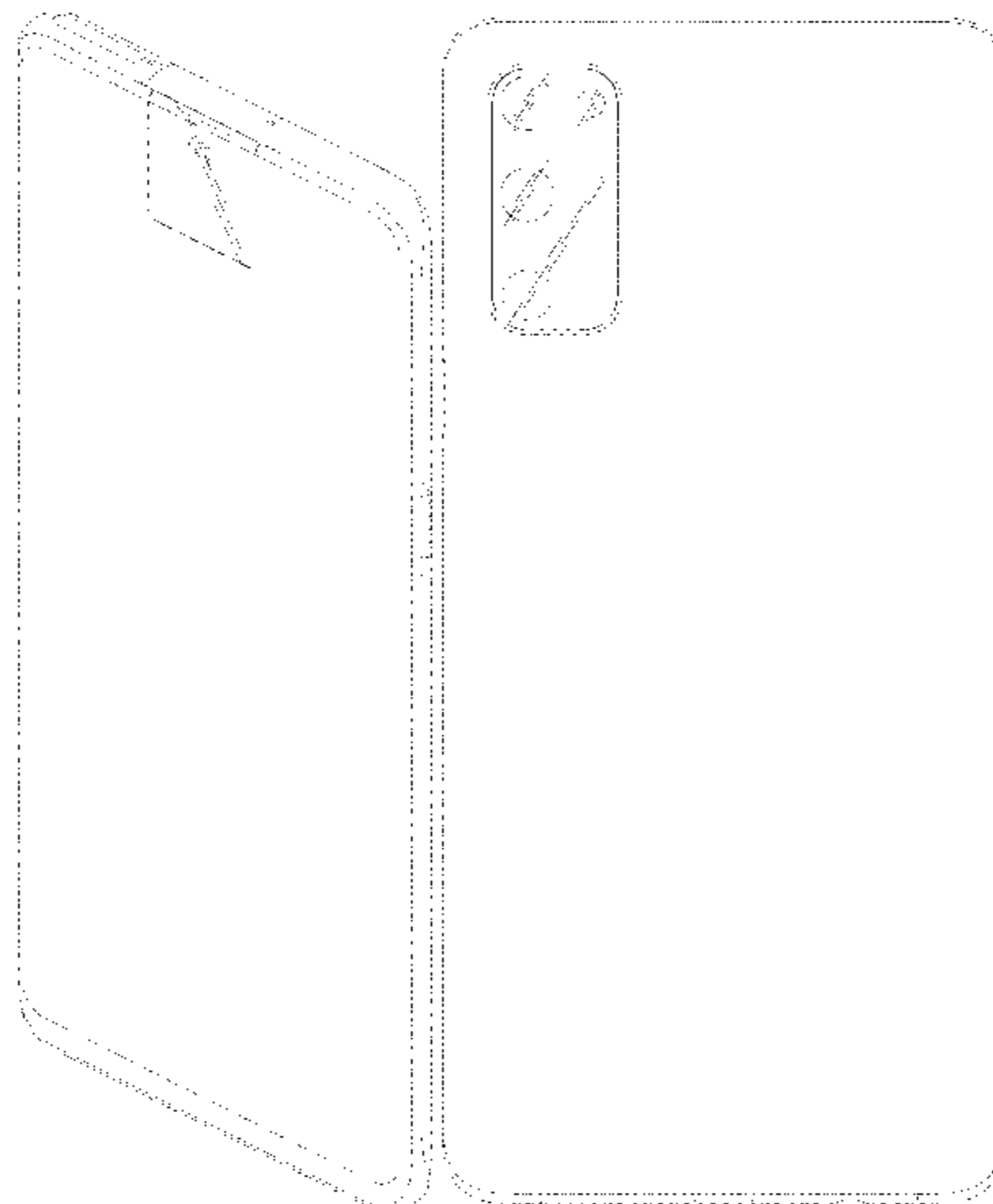
(57) **CLAIM**

The ornamental design for an electronic device, as shown and described.

**DESCRIPTION**

FIG. 1 is a front perspective view of an electronic device showing our new design according to a first embodiment; FIG. 2 is a front elevation view thereof; FIG. 3 is a rear elevation view thereof; FIG. 4 is a left side elevation view thereof; FIG. 5 is a right side elevation view thereof; FIG. 6 is a top plan view thereof; FIG. 7 is a bottom plan view thereof; FIG. 8 is a rear perspective view thereof; FIG. 9 is a front perspective view of an electronic device showing our new design according to a second embodiment; FIG. 10 is a front elevation view thereof; FIG. 11 is a rear elevation view thereof; FIG. 12 is a left side elevation view thereof; FIG. 13 is a right side elevation view thereof; FIG. 14 is a top plan view thereof; FIG. 15 is a bottom plan view thereof; FIG. 16 is a rear perspective view thereof; FIG. 17 is a front perspective view of an electronic device showing our new design according to a third embodiment; FIG. 18 is a front elevation view thereof; FIG. 19 is a rear elevation view thereof; FIG. 20 is a left side elevation view thereof; FIG. 21 is a right side elevation view thereof; FIG. 22 is a top plan view thereof; FIG. 23 is a bottom plan view thereof; and, FIG. 24 is a rear perspective view thereof.

(Continued)



The evenly dashed broken lines in the drawings illustrate portions of the electronic device that form no part of the claimed design. The dot-dash broken lines in the drawings define the boundary of the claimed design and form no part thereof.

**1 Claim, 24 Drawing Sheets**

**(58) Field of Classification Search**

CPC ..... H04M 1/0202; H04M 1/0235; H04M  
1/0237; H04M 1/0239; H04M 1/0266;  
H04M 1/0268; H04M 1/027; H04M  
1/0295; H04M 1/02; H04M 1/0279;  
H04M 1/0283

See application file for complete search history.

**(56) References Cited**

U.S. PATENT DOCUMENTS

D539,778 S \* 4/2007 Yeh ..... D14/138 AA  
D540,773 S \* 4/2007 Meng ..... D14/138 AA  
D545,289 S \* 6/2007 Wang ..... D14/138 AD  
D545,293 S \* 6/2007 Hwang ..... D14/138 AA  
D548,213 S \* 8/2007 Lee ..... H04M 1/0235  
D14/138 AC  
D548,218 S \* 8/2007 Hong ..... D14/138 AA  
D548,219 S \* 8/2007 Hwang ..... D14/138 AA  
D553,594 S \* 10/2007 Burns ..... D14/138 AD  
D554,099 S \* 10/2007 Kim ..... D14/138 AD  
D556,167 S \* 11/2007 Yang ..... D14/138 AA  
D557,236 S \* 12/2007 Hideki ..... D14/138 AD  
D565,011 S \* 3/2008 Lee ..... D14/138 AD  
D574,806 S \* 8/2008 Lee ..... D14/138 AD  
D579,898 S \* 11/2008 Lee ..... D14/138 G  
D579,902 S \* 11/2008 Kim ..... D14/138 AD  
D583,340 S \* 12/2008 Montin ..... D14/138 AD  
D595,284 S \* 6/2009 Rouger ..... D14/248  
D595,285 S \* 6/2009 Rouger ..... D14/248  
D599,338 S \* 9/2009 Eguchi ..... D14/248  
D600,229 S \* 9/2009 Kangasmaa ..... D14/138 AA  
D615,954 S \* 5/2010 Kim ..... D14/138 AA

D615,971 S \* 5/2010 Chien ..... D14/341  
D622,255 S \* 8/2010 Lee ..... D14/138 AB  
D643,826 S \* 8/2011 Tsai ..... D14/138 AD  
D656,477 S \* 3/2012 Yi ..... D14/138 G  
D657,336 S \* 4/2012 Nilsen ..... D14/138 G  
D675,176 S \* 1/2013 Aarras ..... D14/138 G  
D709,472 S \* 7/2014 Seo ..... D14/138 G  
D715,282 S \* 10/2014 Chang ..... D14/248  
D720,713 S \* 1/2015 Huang ..... D14/138 G  
D724,571 S \* 3/2015 Choi ..... D14/248  
D725,641 S \* 3/2015 Joung ..... D14/248  
D730,885 S \* 6/2015 Choi ..... D14/248  
D732,517 S \* 6/2015 Choe ..... D14/248  
D733,085 S \* 6/2015 Kim ..... D14/138 G  
D738,839 S \* 9/2015 Choi ..... D14/248  
D740,265 S \* 10/2015 Joung ..... D14/248  
D740,795 S \* 10/2015 Chang ..... D14/248  
D886,754 S \* 6/2020 Ha ..... D14/138 G  
D890,153 S \* 7/2020 Kim ..... D14/248  
D897,303 S \* 9/2020 Gong ..... D14/138 G  
D900,050 S \* 10/2020 Kim ..... D14/138 C  
D910,586 S \* 2/2021 Seo ..... D14/138 G  
D911,998 S \* 3/2021 Seo ..... D14/138 G  
D912,001 S \* 3/2021 Seo ..... D14/138 G  
D914,632 S \* 3/2021 Kim ..... D14/138 G  
D919,589 S \* 5/2021 Ji ..... D14/138 G  
D922,991 S \* 6/2021 Seo ..... D14/248  
D922,992 S \* 6/2021 Seo ..... D14/248  
D924,828 S \* 7/2021 Oh ..... D14/138 G

FOREIGN PATENT DOCUMENTS

GB 8205664000-1000 \* 1/2020  
GB 8205664000-2000 \* 1/2020  
GB 8205664000-3000 \* 1/2020

OTHER PUBLICATIONS

Samsung Galaxy A51, announced Dec. 12, 2019, [online], [retrieved on Jul. 29, 2021]. Retrieved from Internet ,<URL: <http://www.gsmarena.com>>.\*  
Honor V30, announced Nov. 2019, [online], [retrieved on Jul. 29, 2021]. Retrieved from Internet ,<URL: <http://www.gsmarena.com>>.\*

\* cited by examiner

FIG. 1




FIG. 2




FIG. 3




FIG. 4

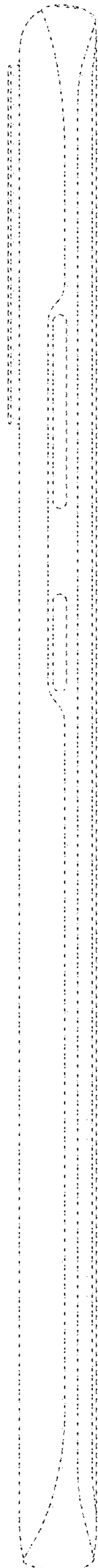


FIG. 5

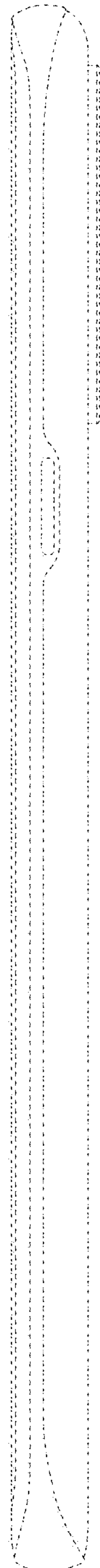


FIG. 6

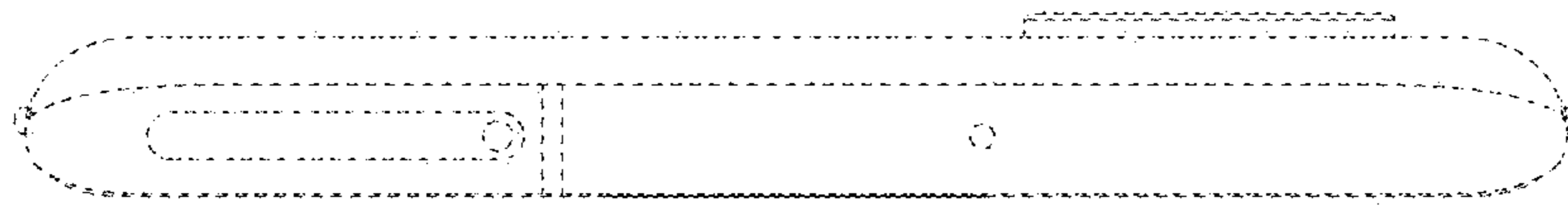




FIG. 7

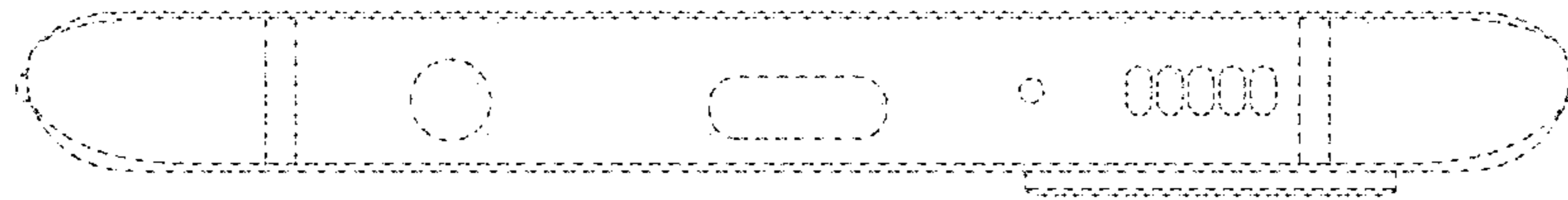


FIG. 8




FIG. 9




FIG. 10




FIG. 11




FIG. 12

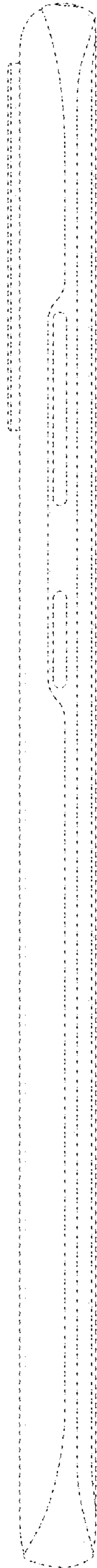


FIG. 13

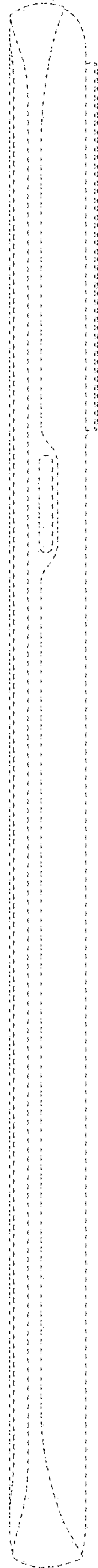


FIG. 14






FIG. 15

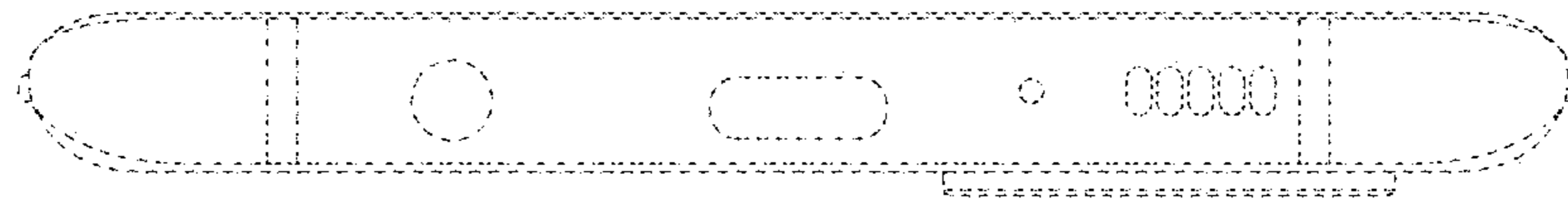


FIG. 16




FIG. 17




FIG. 18




FIG. 19

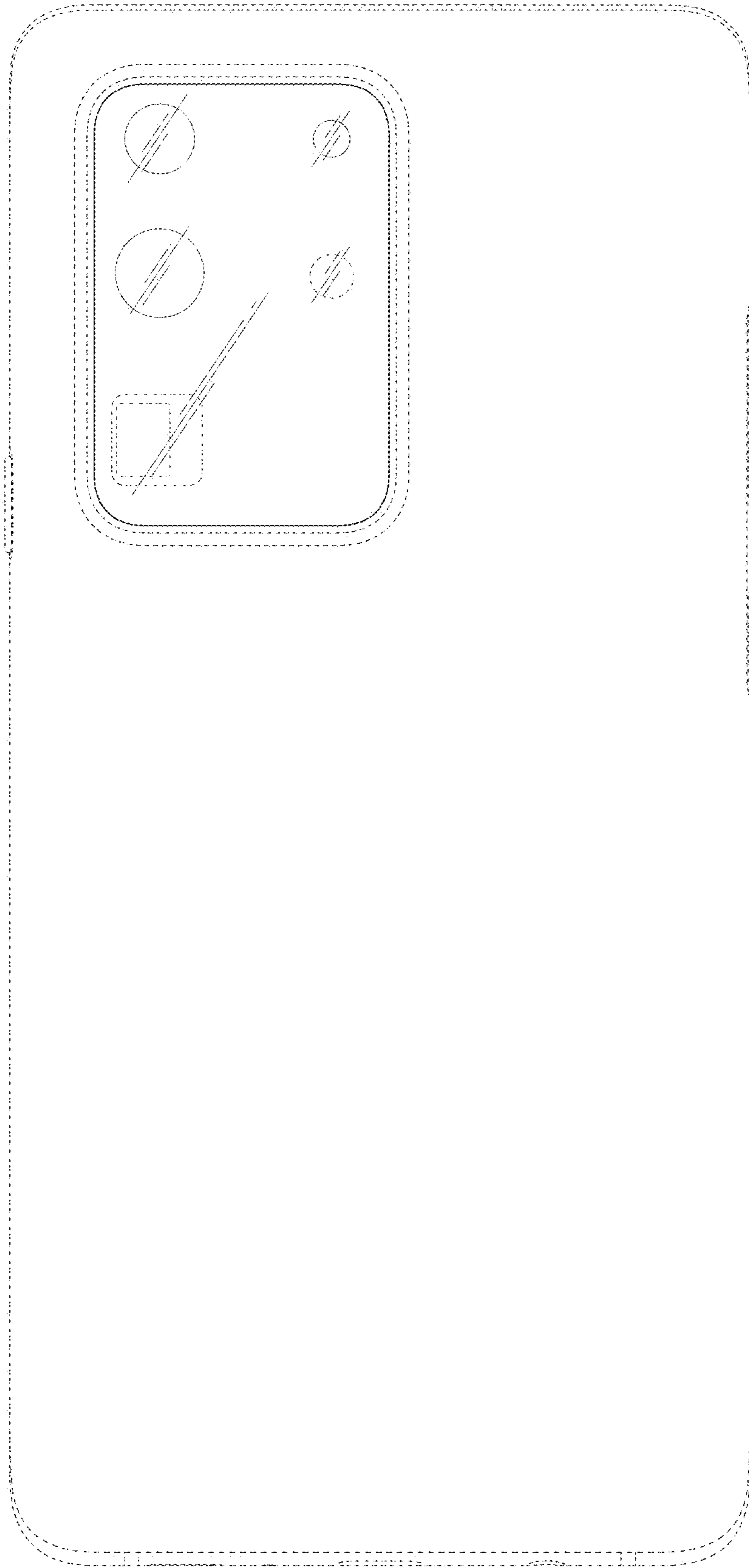


FIG. 20




FIG. 21




FIG. 22

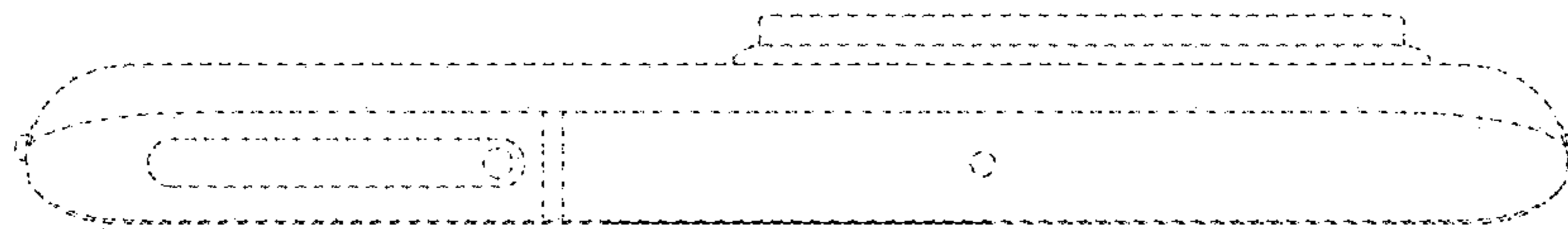




FIG. 23

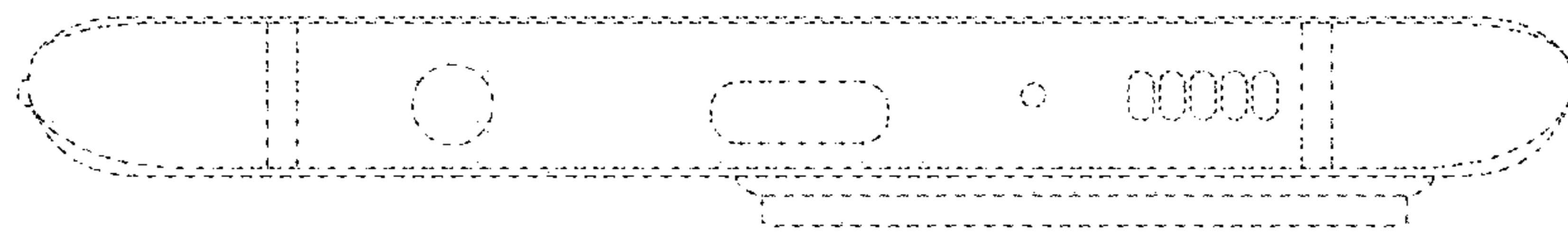


FIG. 24

