



US00D940113S

(12) **United States Design Patent**  
**Yi et al.**

(10) **Patent No.:** **US D940,113 S**  
(45) **Date of Patent:** **\*\* Jan. 4, 2022**

(54) **WIRELESS EARBUD**  
(71) Applicant: **LG Electronics Inc.**, Seoul (KR)  
(72) Inventors: **Byunghyun Yi**, Seoul (KR); **Soonhyun Park**, Seoul (KR); **Gayeong Lee**, Seoul (KR)  
(73) Assignee: **LG ELECTRONICS INC.**, Seoul (KR)

D814,443 S \* 4/2018 Sandanger ..... H04R 1/10  
D14/223  
D850,417 S \* 6/2019 Yang ..... D14/223  
D866,532 S \* 11/2019 Zhang ..... D14/223  
D870,695 S \* 12/2019 Min ..... D14/205  
10,511,901 B2 \* 12/2019 Garrett ..... H04R 1/1016  
D872,051 S \* 1/2020 Murdock ..... D14/206  
D873,805 S \* 1/2020 Yang ..... D14/223  
10,531,174 B2 \* 1/2020 Prevoir ..... H04R 25/652  
10,536,764 B2 \* 1/2020 Beaudoin ..... H04R 25/654  
D877,721 S \* 3/2020 Jung ..... D14/223

(Continued)

(\*\*) Term: **15 Years**

*Primary Examiner* — Michael A. Pratt

(21) Appl. No.: **35/509,595**

(74) *Attorney, Agent, or Firm* — Birch, Stewart, Kolasch & Birch, LLP

(22) Filed: **Dec. 11, 2019**

(57) **CLAIM**

(80) **Hague Agreement Data**

Int. Filing Date: **Dec. 11, 2019**  
Int. Reg. No.: **DM/205989**  
Int. Reg. Date: **Dec. 11, 2019**  
Int. Reg. Pub. Date: **Jun. 12, 2020**

The ornamental design for a wireless earbud, as shown and described.

**DESCRIPTION**

(30) **Foreign Application Priority Data**

Jun. 11, 2019 (KR) ..... 30-2019-0027667

(51) **LOC (13) Cl.** ..... **14-01**

(52) **U.S. Cl.**  
USPC ..... **D14/223**

(58) **Field of Classification Search**  
USPC ..... D14/205–206, 223; D29/112  
CPC .... H04R 1/1066; H04R 1/1016; H04R 25/00;  
H04R 1/10; H04R 5/0335; H04R 5/033  
See application file for complete search history.

- 1. Wireless earbud
- 1.1 : Perspective
- 1.2 : Front
- 1.3 : Back
- 1.4 : Left
- 1.5 : Right
- 1.6 : Top
- 1.7 : Bottom

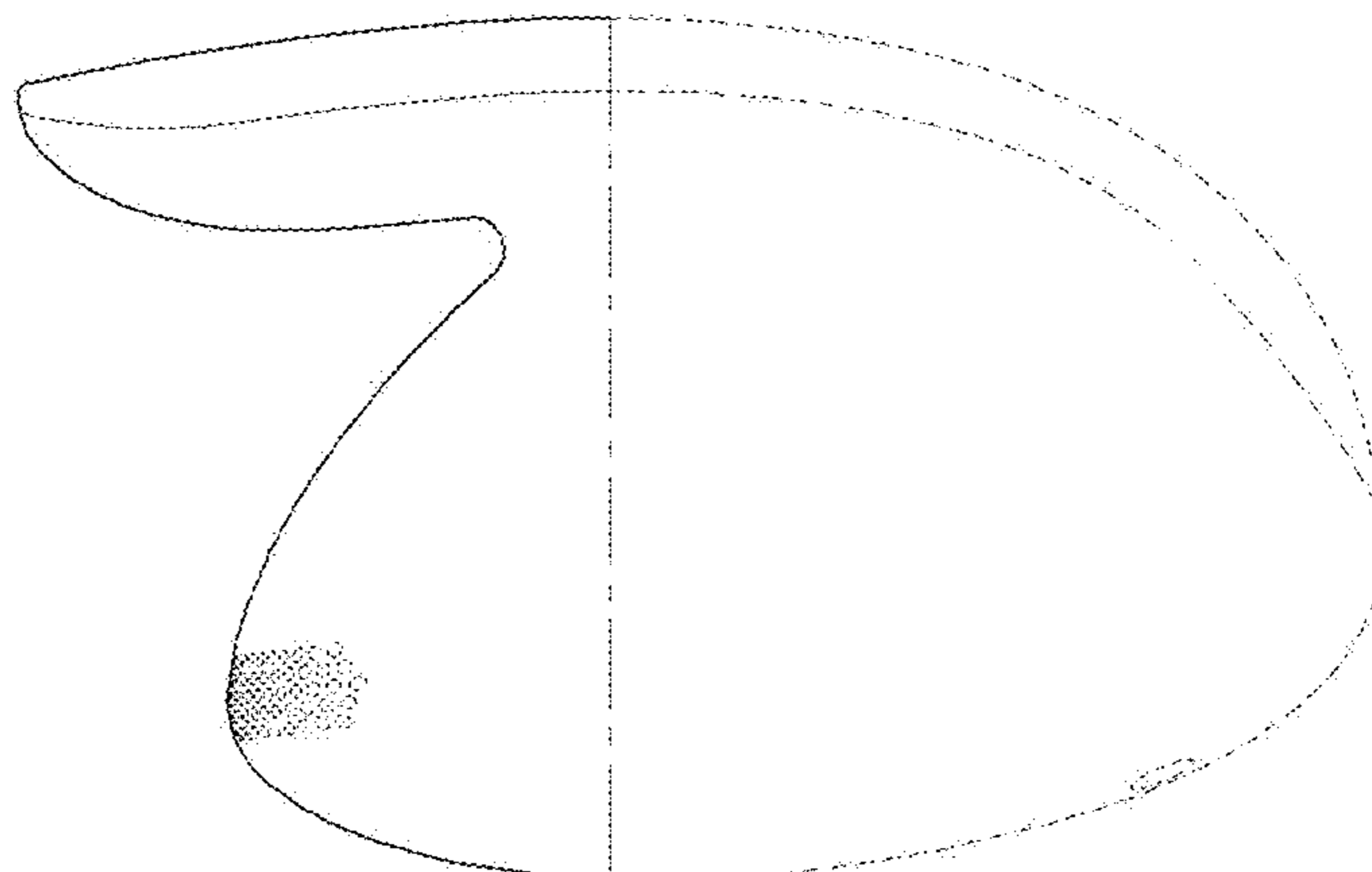
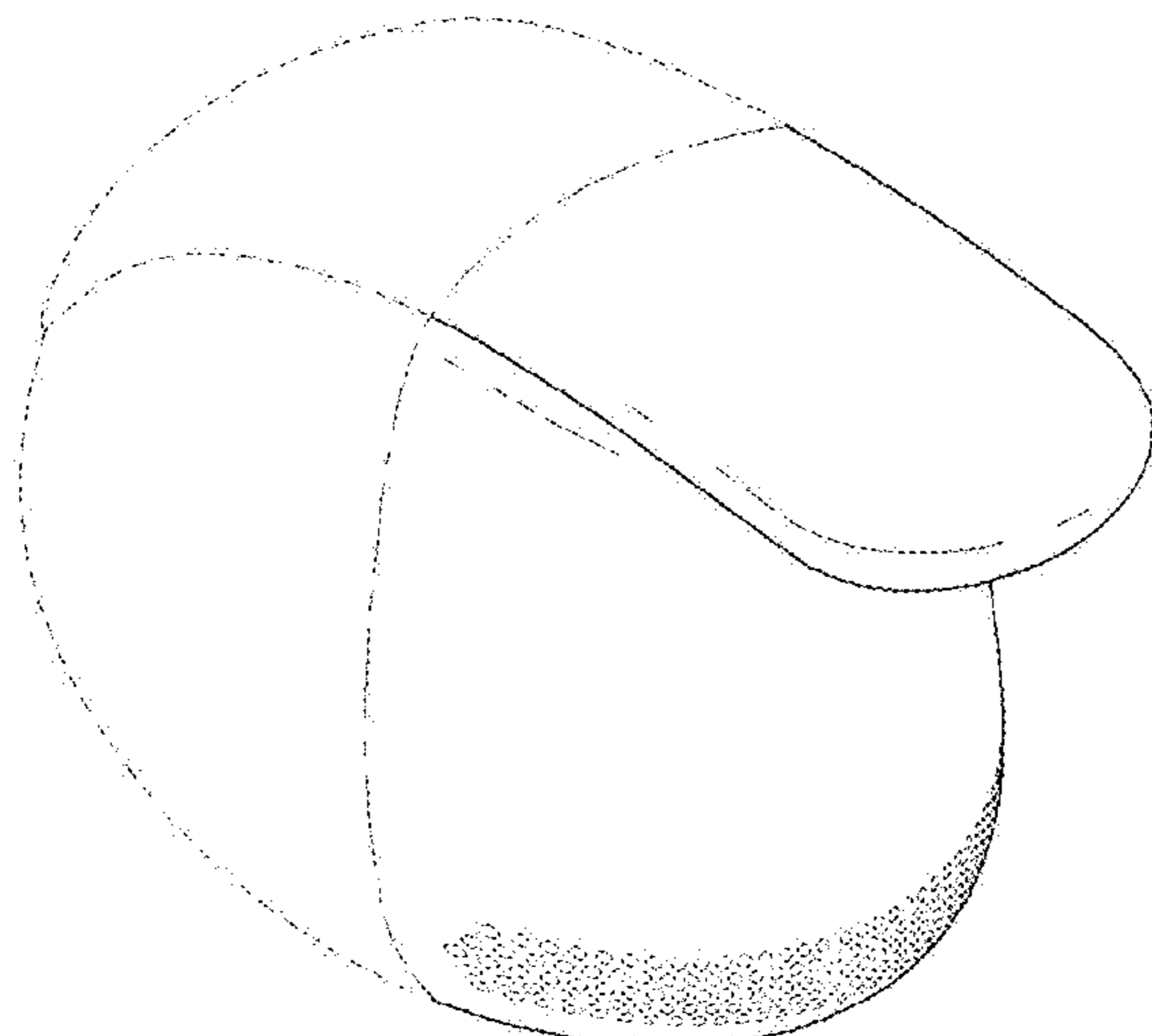
The broken lines depict portions of the wireless earbud that form no part of the claimed design; the dash-dot broken lines define the boundary of the claimed design and form no part thereof; reproduction 1.1 is a front perspective view of the wireless earbud; reproduction 1.2 is a front view thereof; reproduction 1.3 is a back view thereof; reproduction 1.4 a left side view thereof; reproduction 1.5 is a right side view thereof; reproduction 1.6 is a top plan view thereof; and reproduction 1.7 is a bottom plan view thereof. The second embodiment is a left wireless earbud and is a mirror image of the right wireless earbud.

(56) **References Cited**

**U.S. PATENT DOCUMENTS**

D744,456 S \* 12/2015 Pedersen ..... D14/223  
D773,440 S \* 12/2016 Pedersen ..... D14/223  
D773,441 S \* 12/2016 Pedersen ..... D14/223  
D800,703 S \* 10/2017 Vaclavik ..... D14/223

**1 Claim, 7 Drawing Sheets**



(56)

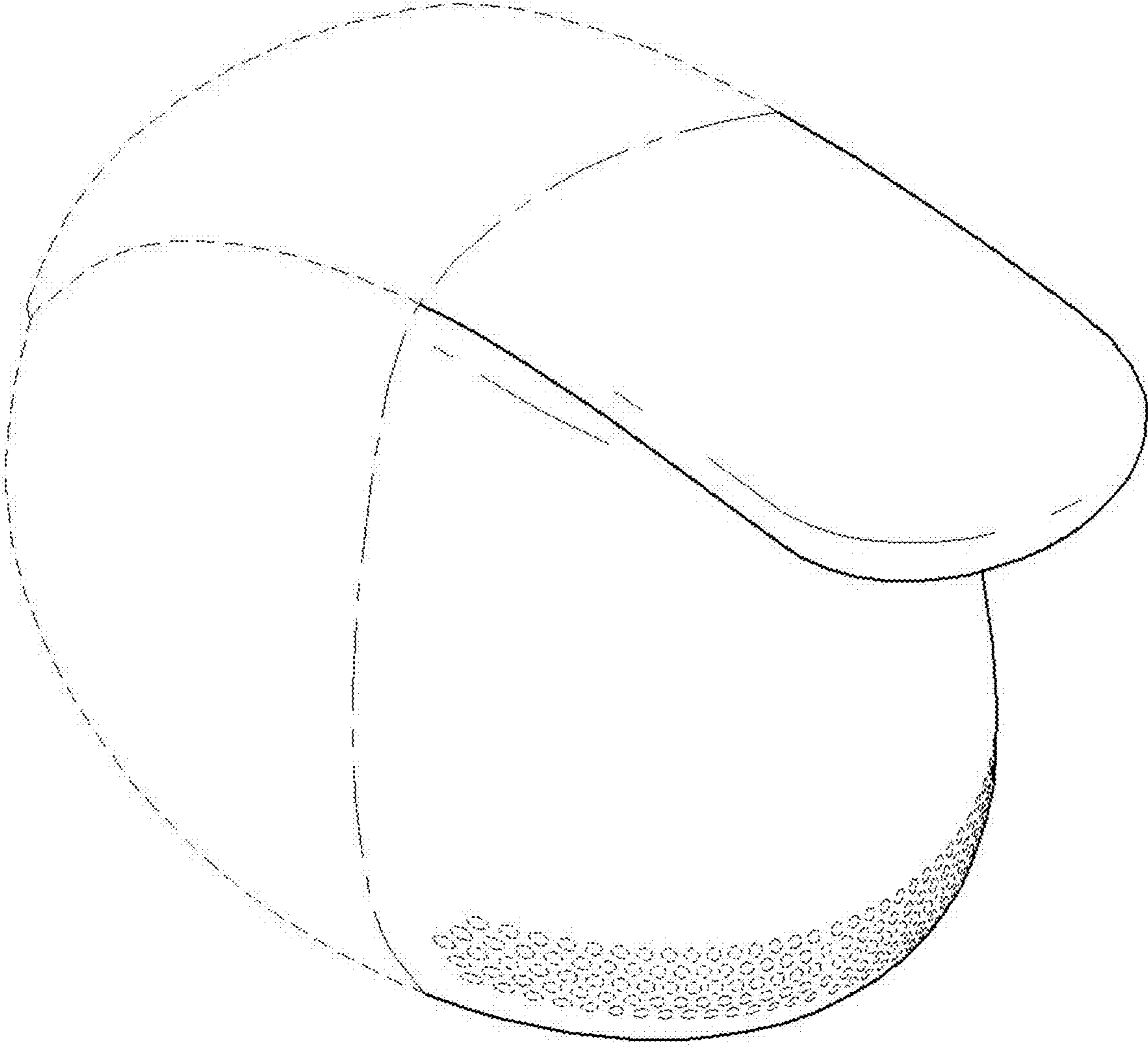
**References Cited**

U.S. PATENT DOCUMENTS

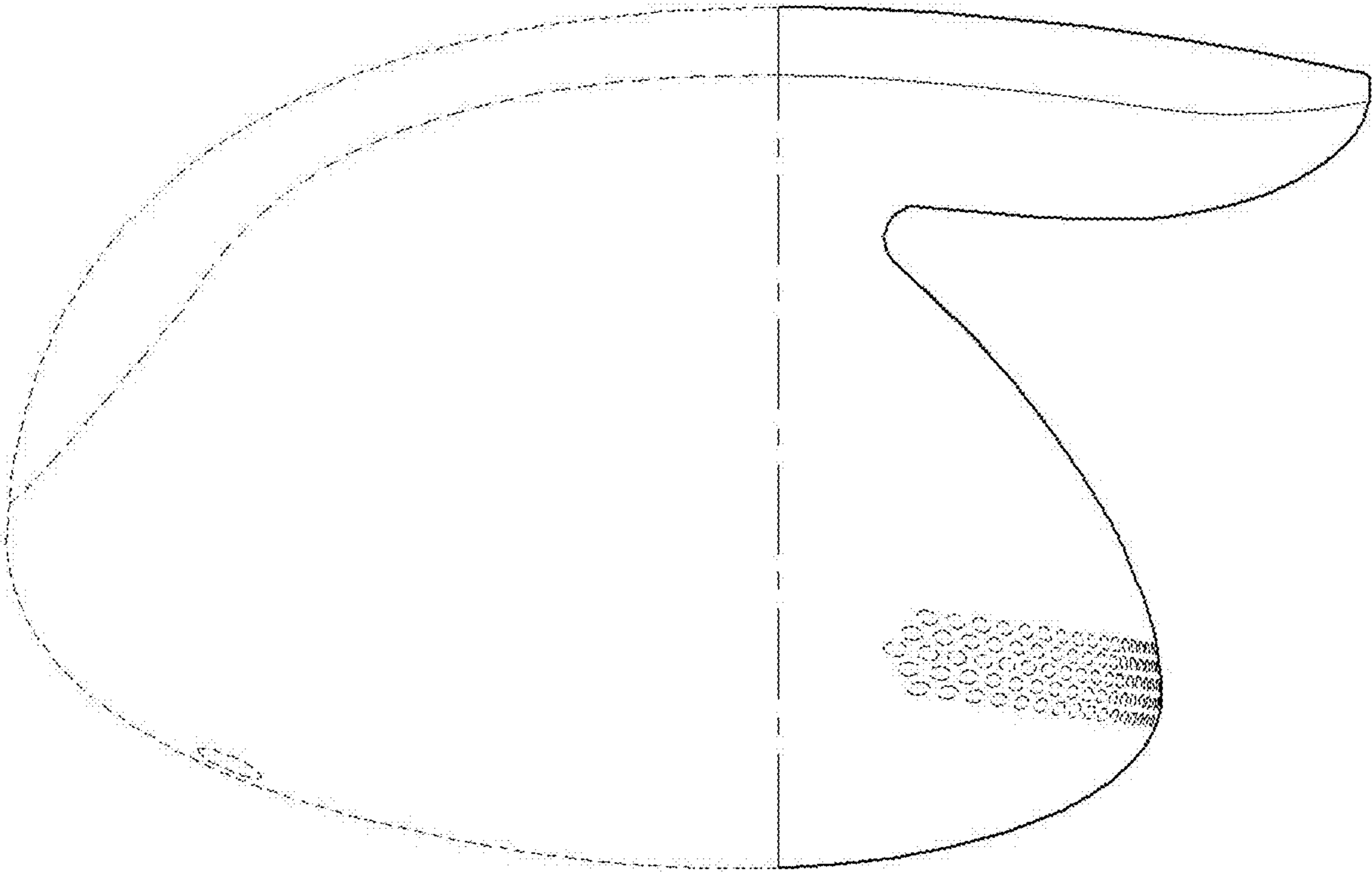
D883,959 S \* 5/2020 Lee ..... D14/223  
D914,650 S \* 3/2021 Hu ..... D14/223

\* cited by examiner

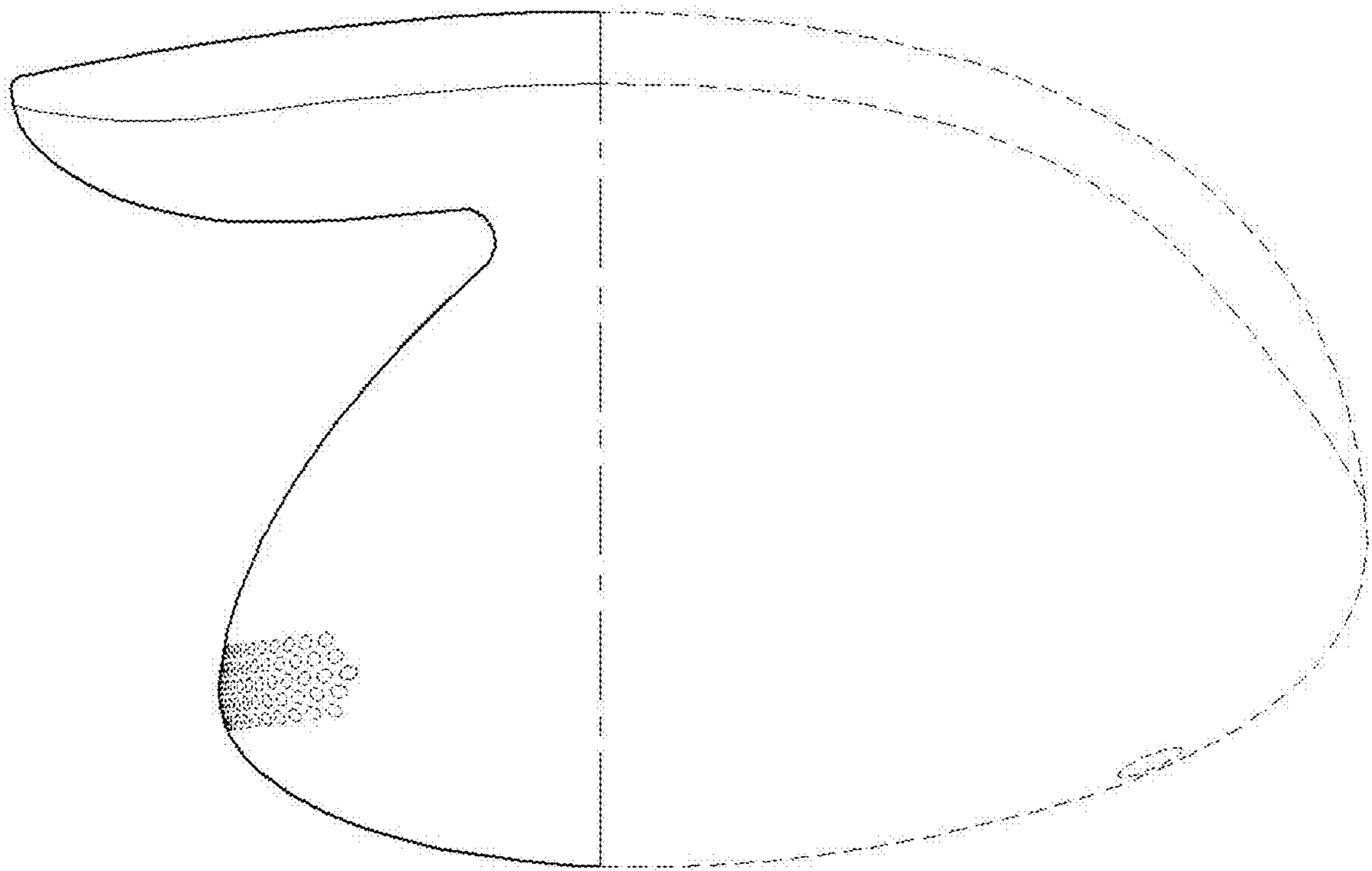
1.1



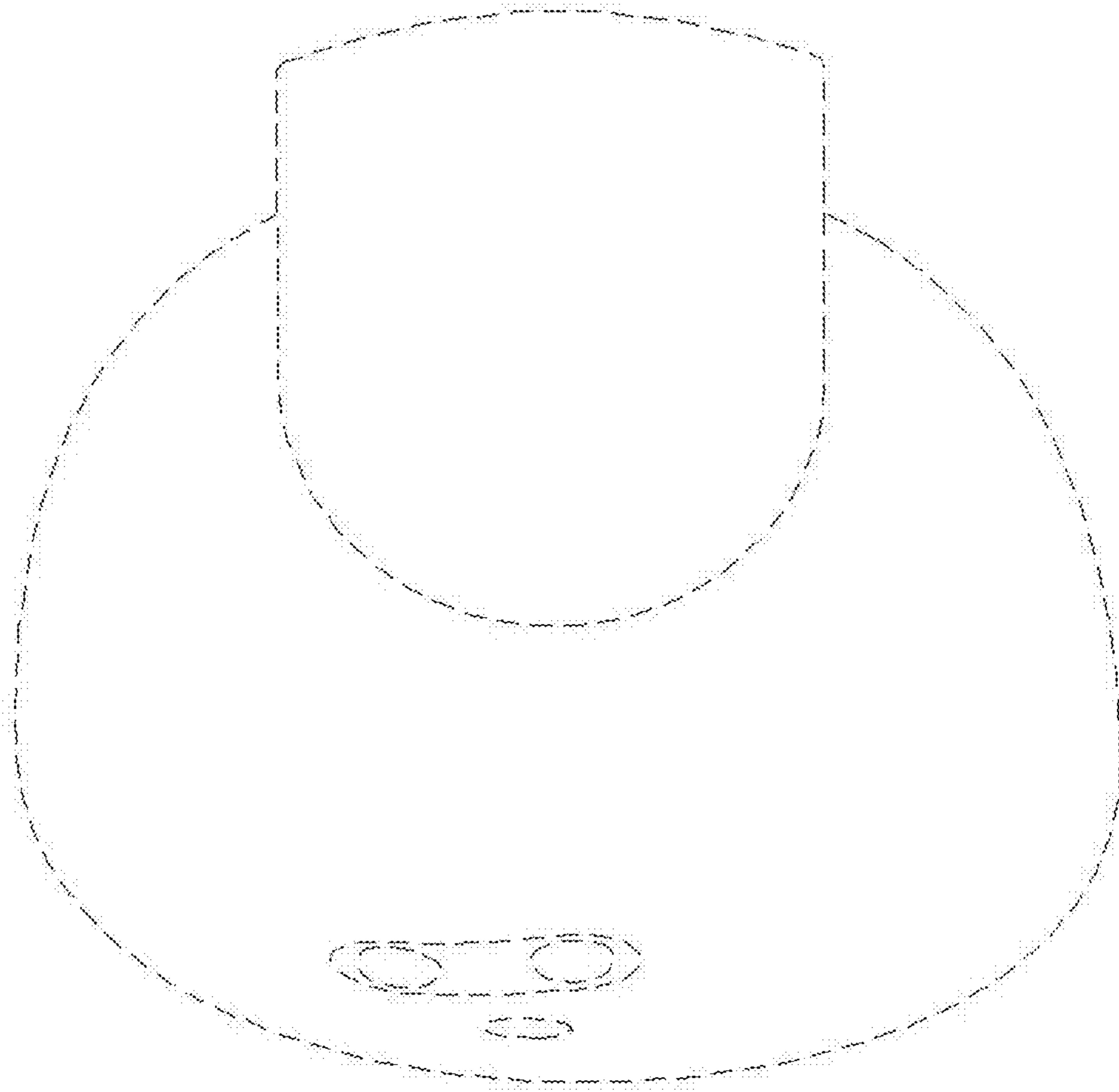
1.2



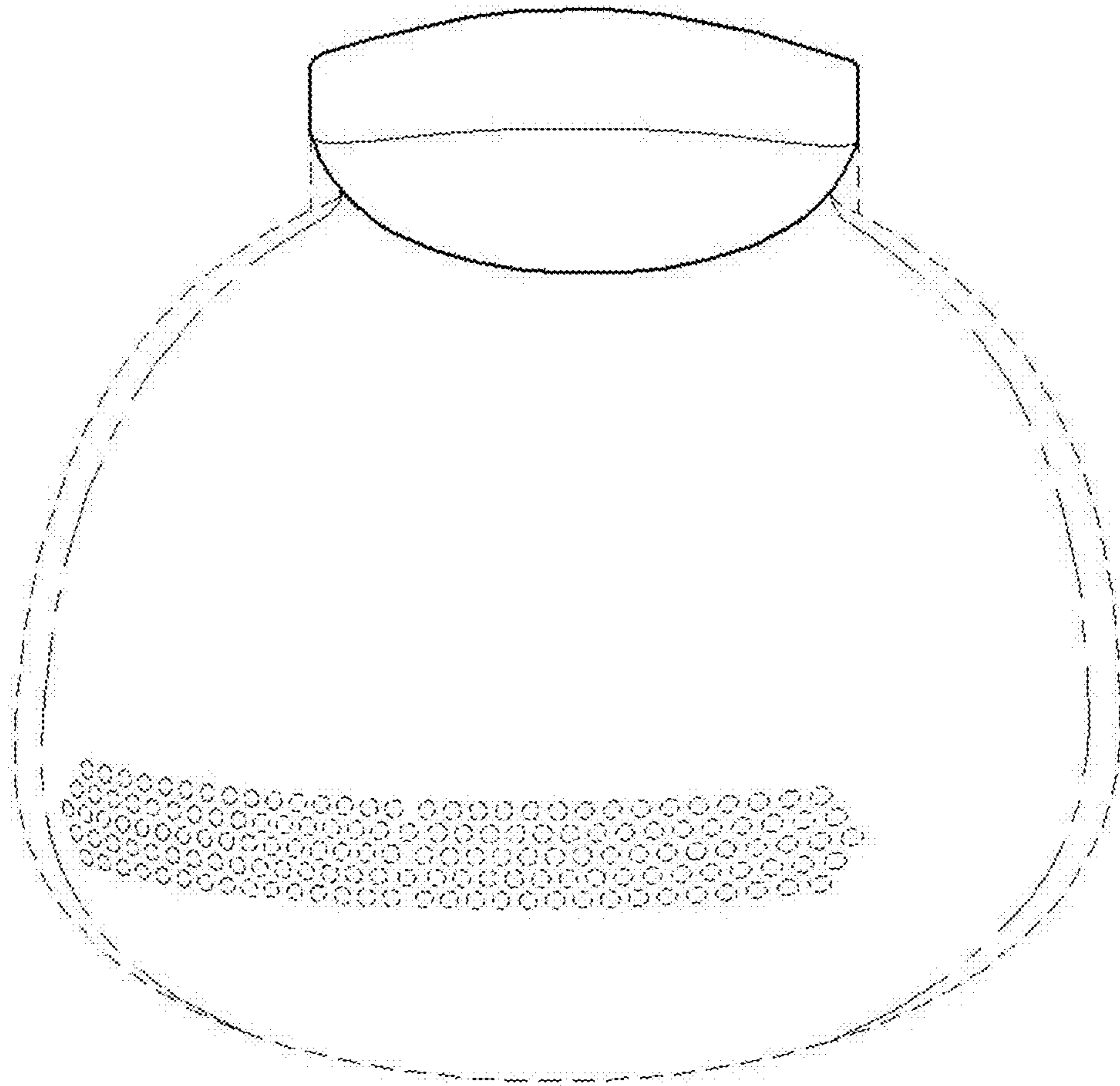
1.3



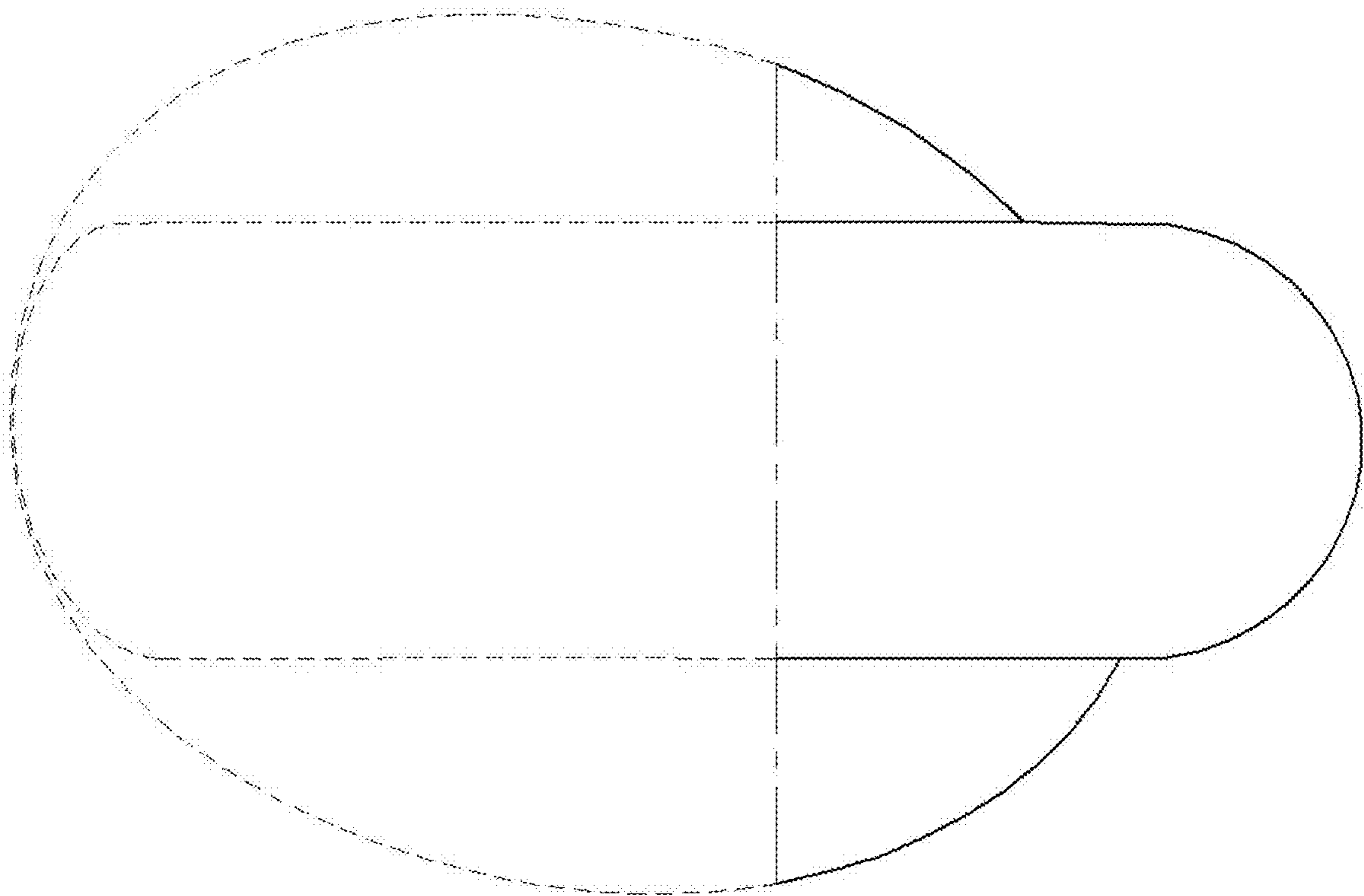
1.4



1.5



1.6





1.7

