



US00D940104S

(12) **United States Design Patent**
Kim et al.

(10) **Patent No.:** **US D940,104 S**
(45) **Date of Patent:** **** Jan. 4, 2022**

(54) **INDOOR WALL WITH BUILT-IN HOME APPLIANCES**

(74) *Attorney, Agent, or Firm* — Birch, Stewart, Kolasch & Birch, LLP

(71) Applicant: **LG ELECTRONICS INC.**, Seoul (KR)

(57) **CLAIM**

The ornamental design for an indoor wall with built-in home appliances, as shown and described.

(72) Inventors: **Youngkyoung Kim**, Seoul (KR); **Junghan Ryu**, Seoul (KR); **Taeho Kim**, Seoul (KR); **Kyusuh Park**, Seoul (KR); **Jipyo Hong**, Seoul (KR); **Chulmin Lim**, Seoul (KR); **Bumsang Lee**, Seoul (KR); **Mijin Jung**, Seoul (KR); **Junghyun Joo**, Seoul (KR); **Junki Kim**, Seoul (KR)

DESCRIPTION

(73) Assignee: **LG ELECTRONICS INC.**, Seoul (KR)

FIG. 1 is a front perspective view of the indoor wall with built-in home appliances showing our new design; FIG. 2 is a front view thereof; FIG. 3 is a rear view thereof; FIG. 4 is a left side view thereof where the right side view is a mirror image; FIG. 5 is a top view thereof; FIG. 6 is a bottom view thereof; FIG. 7 is a reference view showing the use state where various modularized built-in home appliances are installed at the front bottom of the claimed design; FIG. 8 is a reference view showing the use state that the widgets are displayed on the front center below part of the claimed design; FIG. 9 is a reference view showing the use state that the built-in home appliances and widget are controlled by touch pad on the right of the front center below of the claimed design; FIG. 10 is a reference view showing the use state that the front part of the claimed design can move up and down according to user's needs; FIG. 11 is a perspective view in a condition that the front part of the claimed design has been moved up; FIG. 12 is a front view of FIG. 11; FIG. 13 is a rear view of FIG. 11; FIG. 14 is a left side view thereof where the right side view is a mirror image of FIG. 11; FIG. 15 is a top view of FIG. 11; FIG. 16 is a bottom view of FIG. 11; and, FIG. 17 is a reference view showing the state of use that the front center part is used as a TV. The broken lines depict portions of the indoor wall with built-in home appliances that form no part of the claimed

(**) Term: **15 Years**

(21) Appl. No.: **29/716,347**

(22) Filed: **Dec. 9, 2019**

(30) **Foreign Application Priority Data**

Jun. 10, 2019 (KR) 30-2019-0027422

(51) **LOC (13) Cl.** **14-03**

(52) **U.S. Cl.**
USPC **D14/217**

(58) **Field of Classification Search**
USPC D13/162, 164, 171, 177, 199; D14/336, D14/371, 374, 389, 432-434, 217; D23/351-354, 385, 355, 357, 361
(Continued)

(56) **References Cited**

U.S. PATENT DOCUMENTS

D549,311 S * 8/2007 Yoo D23/351
D551,744 S * 9/2007 Yoo D23/351
(Continued)

Primary Examiner — Khawaja Anwar

(Continued)

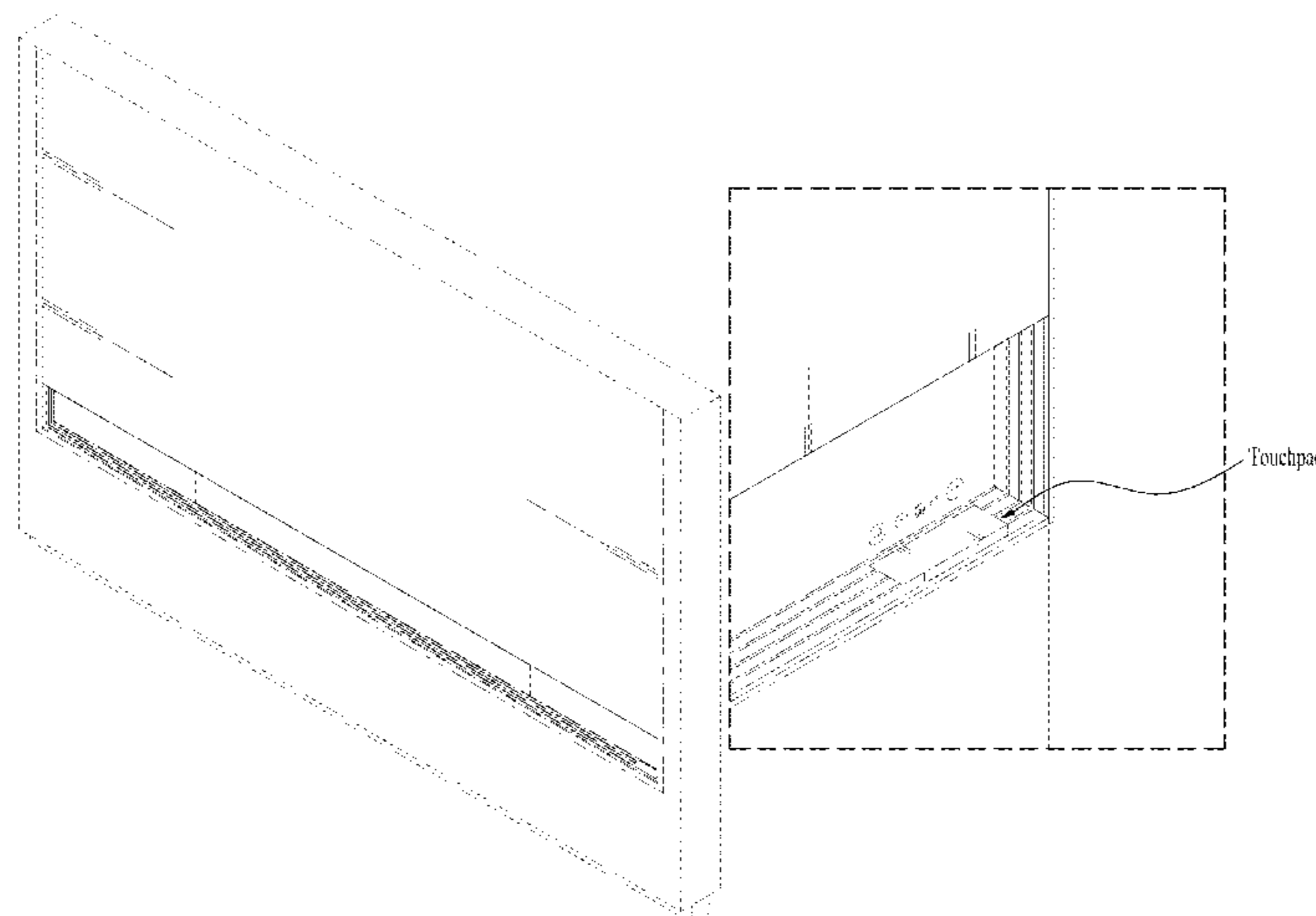


FIG. 1

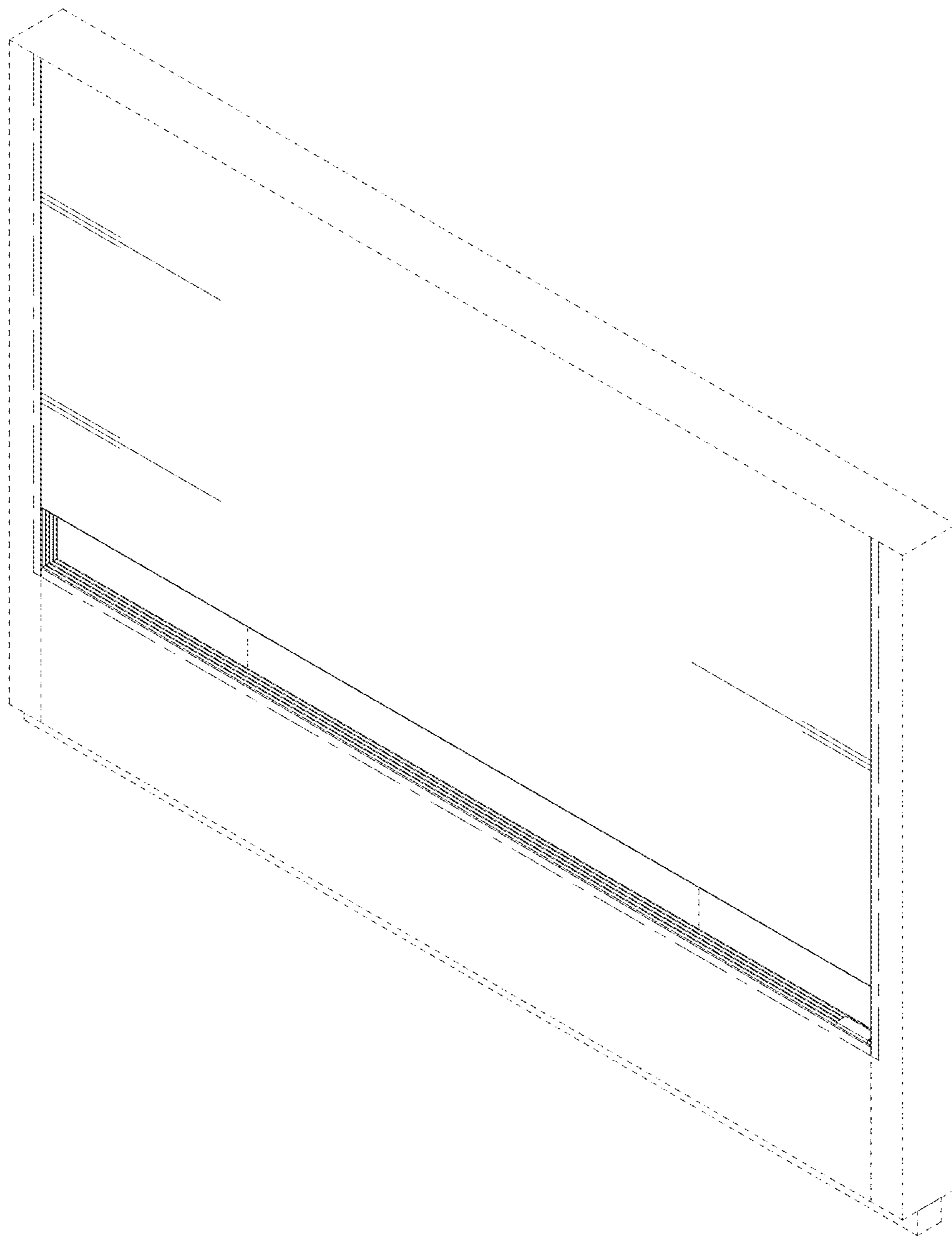


FIG. 2




FIG. 3




FIG. 4

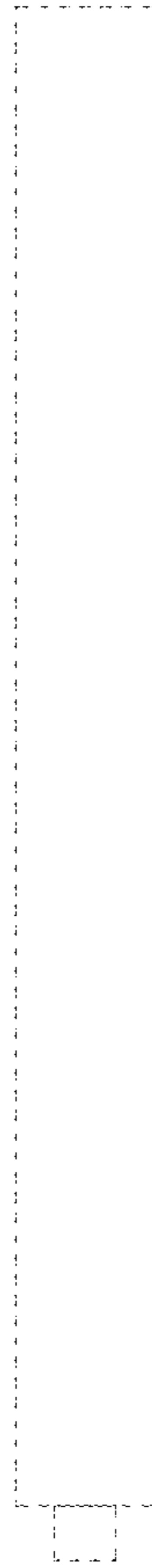


FIG. 5



FIG. 6




FIG. 7

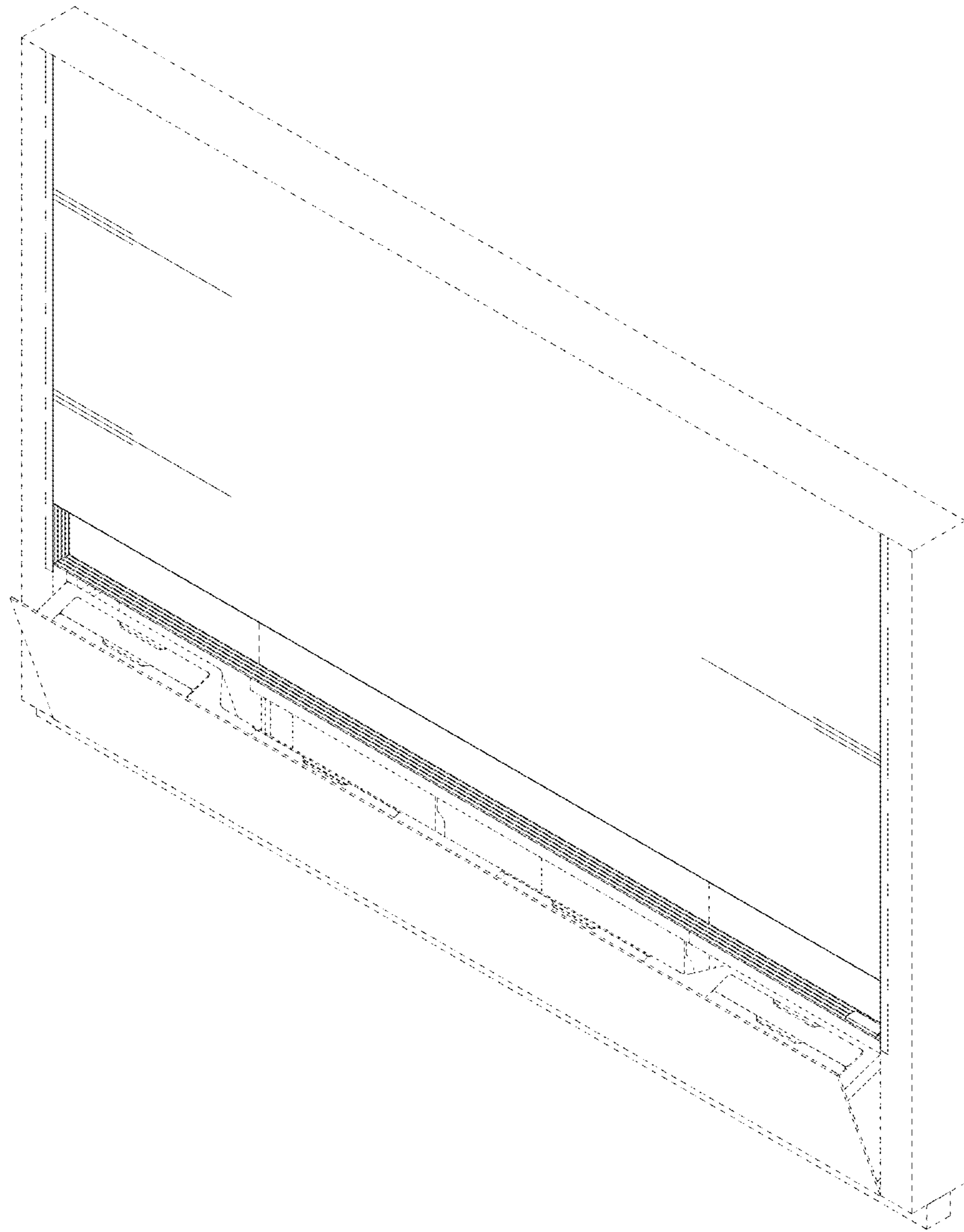


FIG. 8

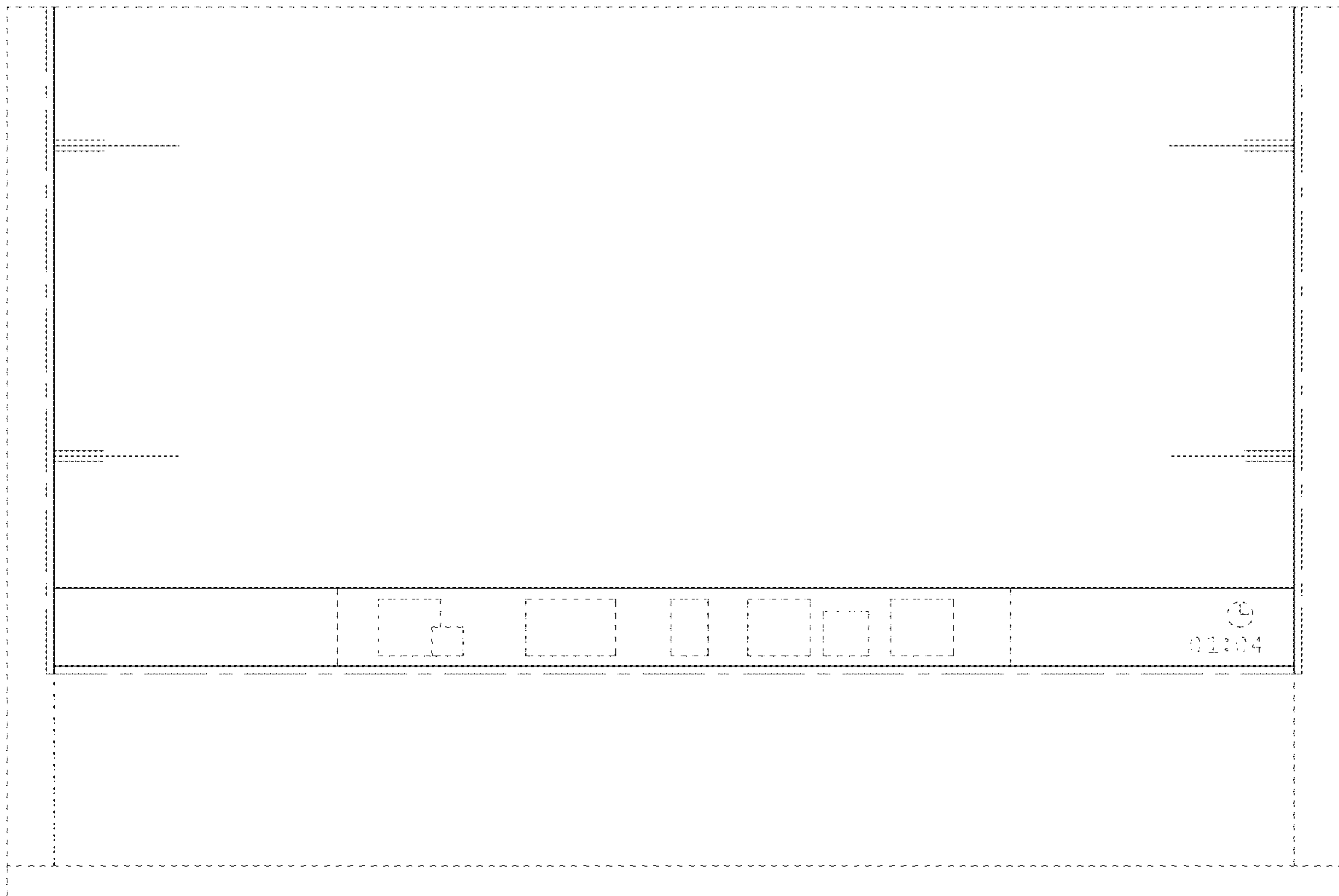


FIG. 9

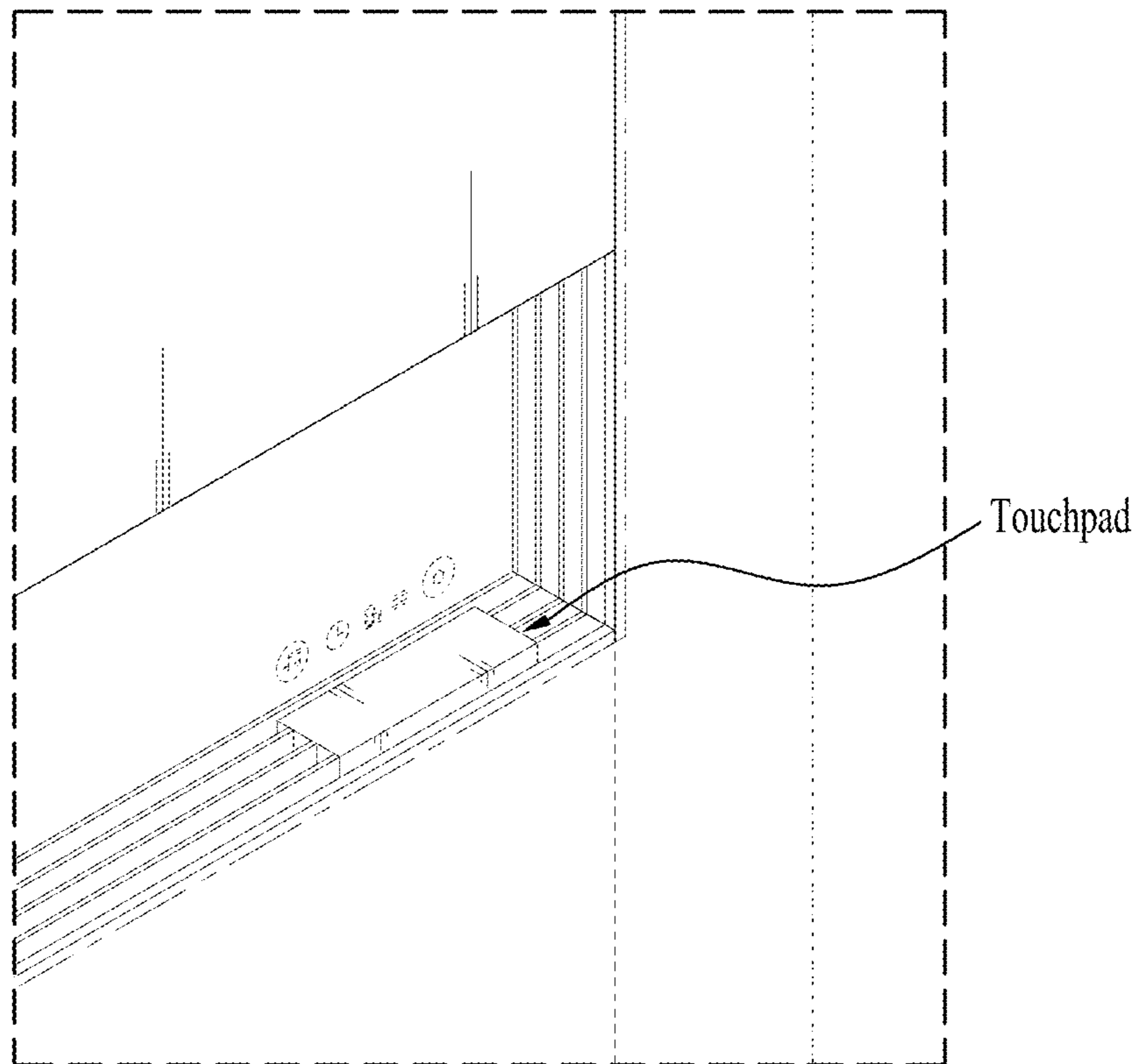


FIG. 10

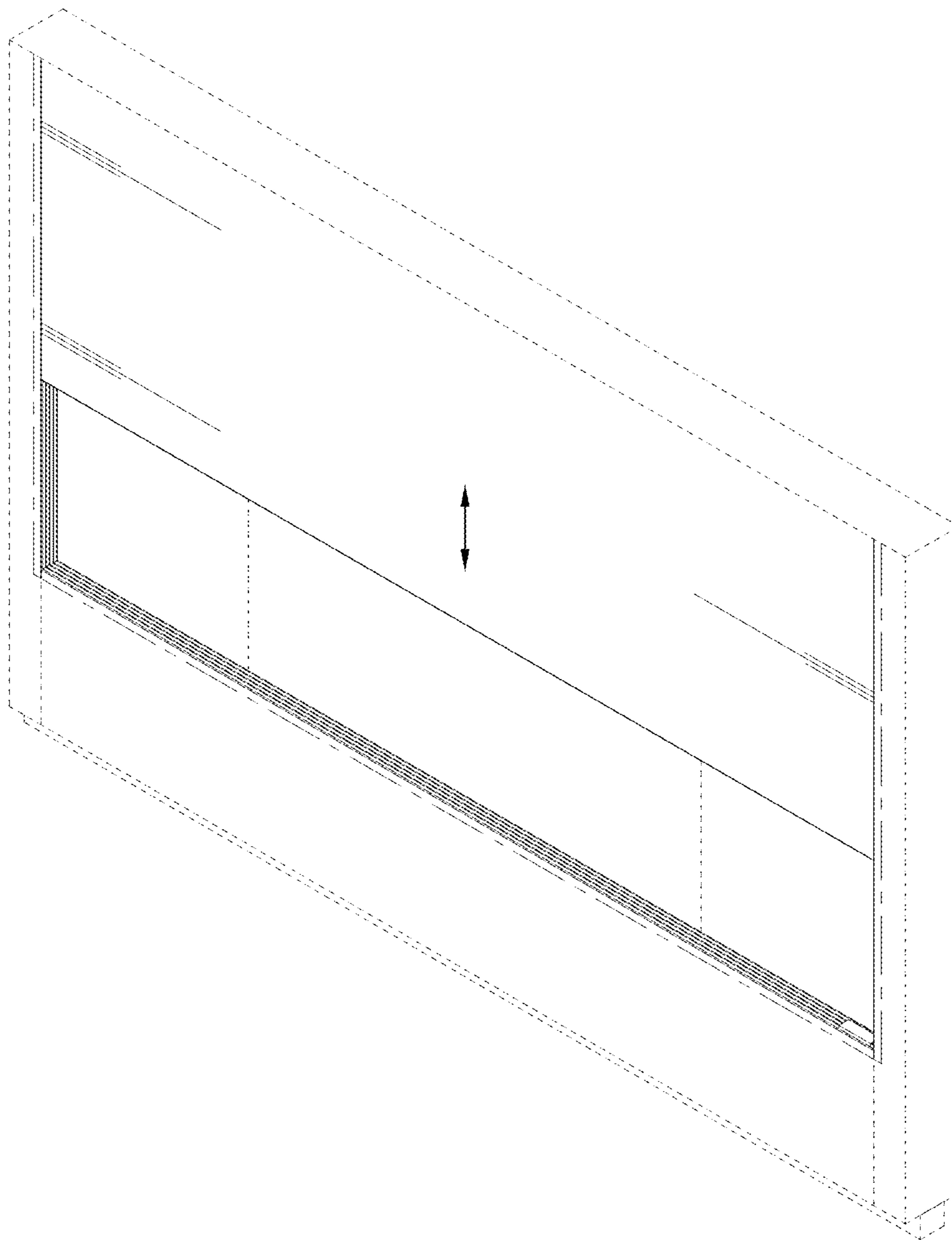


FIG. 11

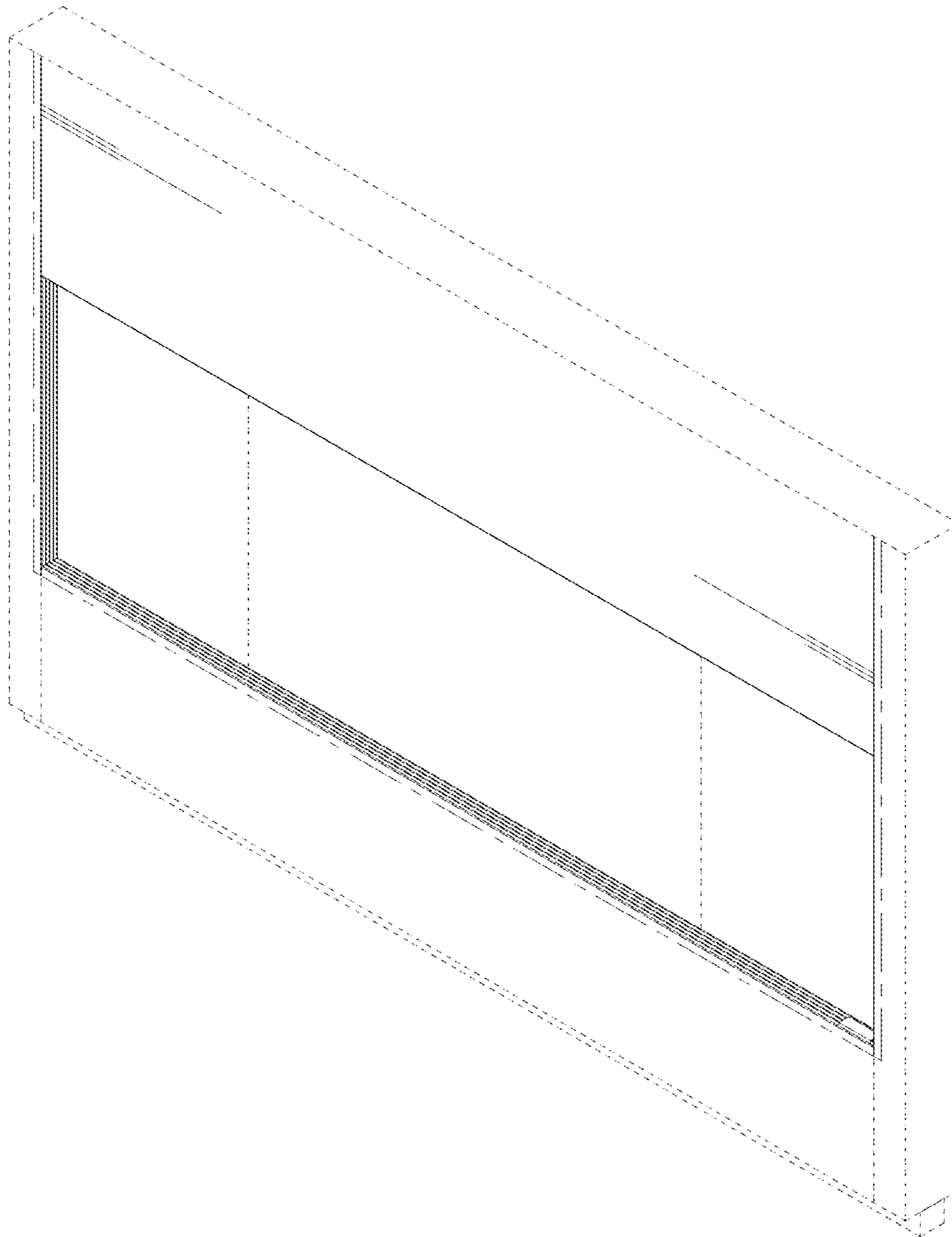


FIG. 12




FIG. 13




FIG. 14




FIG. 15



FIG. 16




FIG. 17

