



US00D940070S

(12) **United States Design Patent**
Ganapathy et al.

(10) **Patent No.:** **US D940,070 S**

(45) **Date of Patent:** **** Jan. 4, 2022**

(54) **CHARGER**

(71) Applicant: **Sivantos Pte. Ltd.**, Singapore (SG)

(72) Inventors: **Anand Ganapathy**, Singapore (SG);
Martyn Beedham, London (GB)

(73) Assignee: **Sivantos Pte. Ltd.**, Singapore (SG)

(**) Term: **15 Years**

(21) Appl. No.: **29/770,769**

(22) Filed: **Feb. 16, 2021**

Related U.S. Application Data

(62) Division of application No. 35/506,872, filed on Dec. 21, 2018 (U.S. filing date under 35 U.S.C. 384), and having an international filing date of Dec. 21, 2018, now Pat. No. Des. 914,591.

(30) **Foreign Application Priority Data**

Jun. 29, 2018 (EP) 5331287

(51) **LOC (13) Cl.** **13-03**

(52) **U.S. Cl.**
USPC **D13/107**

(58) **Field of Classification Search**
USPC D13/107, 108; D3/295, 294; D27/189,
D27/175; D14/217

CPC A42F 15/01; A42F 40/95; G01K 13/20;
G06F 1/3212

See application file for complete search history.

(56) **References Cited**

U.S. PATENT DOCUMENTS

D553,077 S 10/2007 Kim D13/108
D603,840 S * 11/2009 Lee D14/217
D671,677 S * 11/2012 Wu D27/189

D734,250 S 7/2015 Rennick D13/107
D736,701 S 8/2015 Shigeno D13/108
D749,042 S 2/2016 Gecawicz D13/107
D773,989 S 12/2016 Schiff D13/107
9,829,953 B2 * 11/2017 Reade G06F 1/3212
D823,246 S 7/2018 Lin D13/108
D826,152 S 8/2018 Christiansen D13/108
D832,504 S 10/2018 Qiu D27/163
D845,894 S 4/2019 Clark D13/108
D850,713 S * 6/2019 Northern D27/175
D864,857 S 10/2019 Clark D13/108
D865,663 S 11/2019 Yao D13/108
D870,666 S 12/2019 Madsen D13/108
D873,212 S 1/2020 Chang D13/107
D876,526 S 2/2020 Fuller D16/237
D878,048 S 3/2020 Wang D3/294
D880,054 S 3/2020 Barbaric D27/162
D888,662 S * 6/2020 Cramer D13/108
D890,091 S * 7/2020 Cramer D13/108
D904,023 S * 12/2020 Wang D3/294
D904,025 S * 12/2020 Ma D3/295
D904,977 S * 12/2020 Deng D13/108
D910,553 S * 2/2021 Cramer D13/108

(Continued)

Primary Examiner — Rhea Shields

(74) *Attorney, Agent, or Firm* — Laurence A. Greenberg;
Werner H. Stemer; Ralph E. Locher

(57) **CLAIM**

The ornamental design for a charger, as shown and described.

DESCRIPTION

FIG. 1 is a front perspective view of the charger showing my new design;

FIG. 2 is a front elevation view thereof;

FIG. 3 is a rear elevation view thereof;

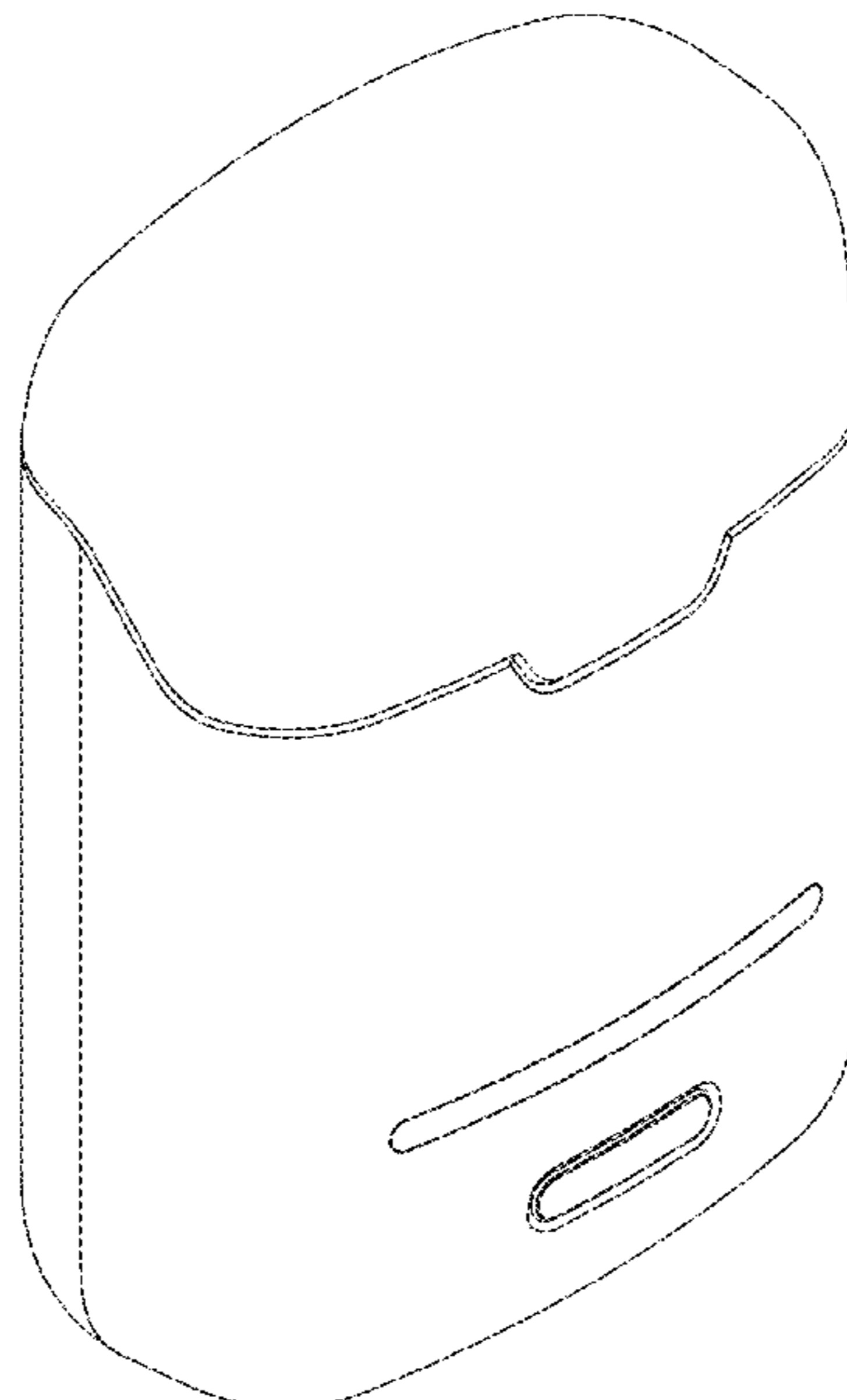
FIG. 4 is a left side elevation view thereof;

FIG. 5 is a right side elevation view thereof;

FIG. 6 is a top plan view thereof; and,

FIG. 7 is a bottom plan view thereof.

1 Claim, 7 Drawing Sheets



(56)

References Cited

U.S. PATENT DOCUMENTS

D911,950 S * 3/2021 Zhang D13/108
D914,591 S * 3/2021 Ganapathy D13/107
2012/0227753 A1* 9/2012 Newton A24F 40/95
131/347
2013/0336358 A1* 12/2013 Liu G01K 13/20
374/152
2013/0342157 A1* 12/2013 Liu A24F 15/01
320/107

* cited by examiner

FIG. 1

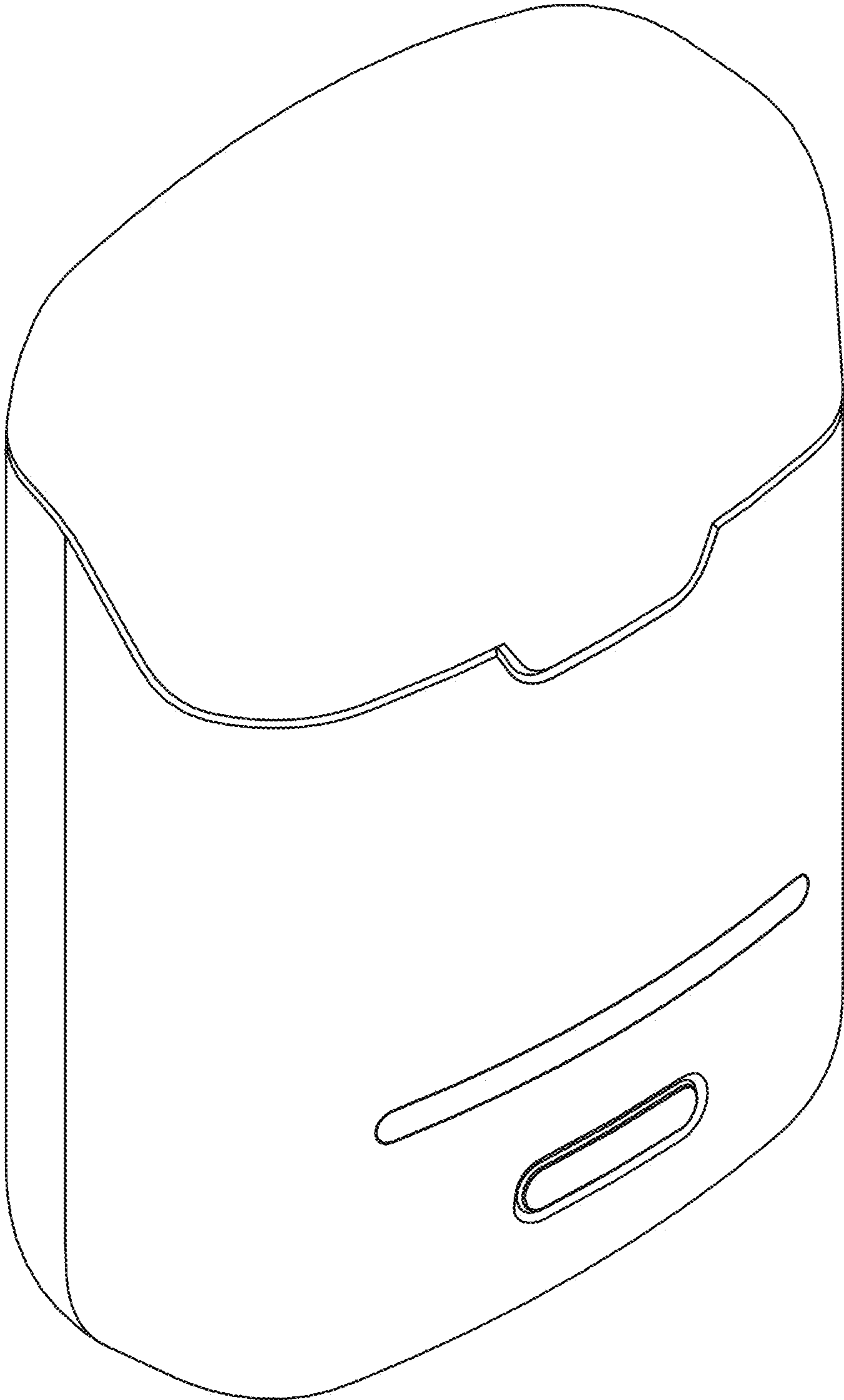


FIG. 2

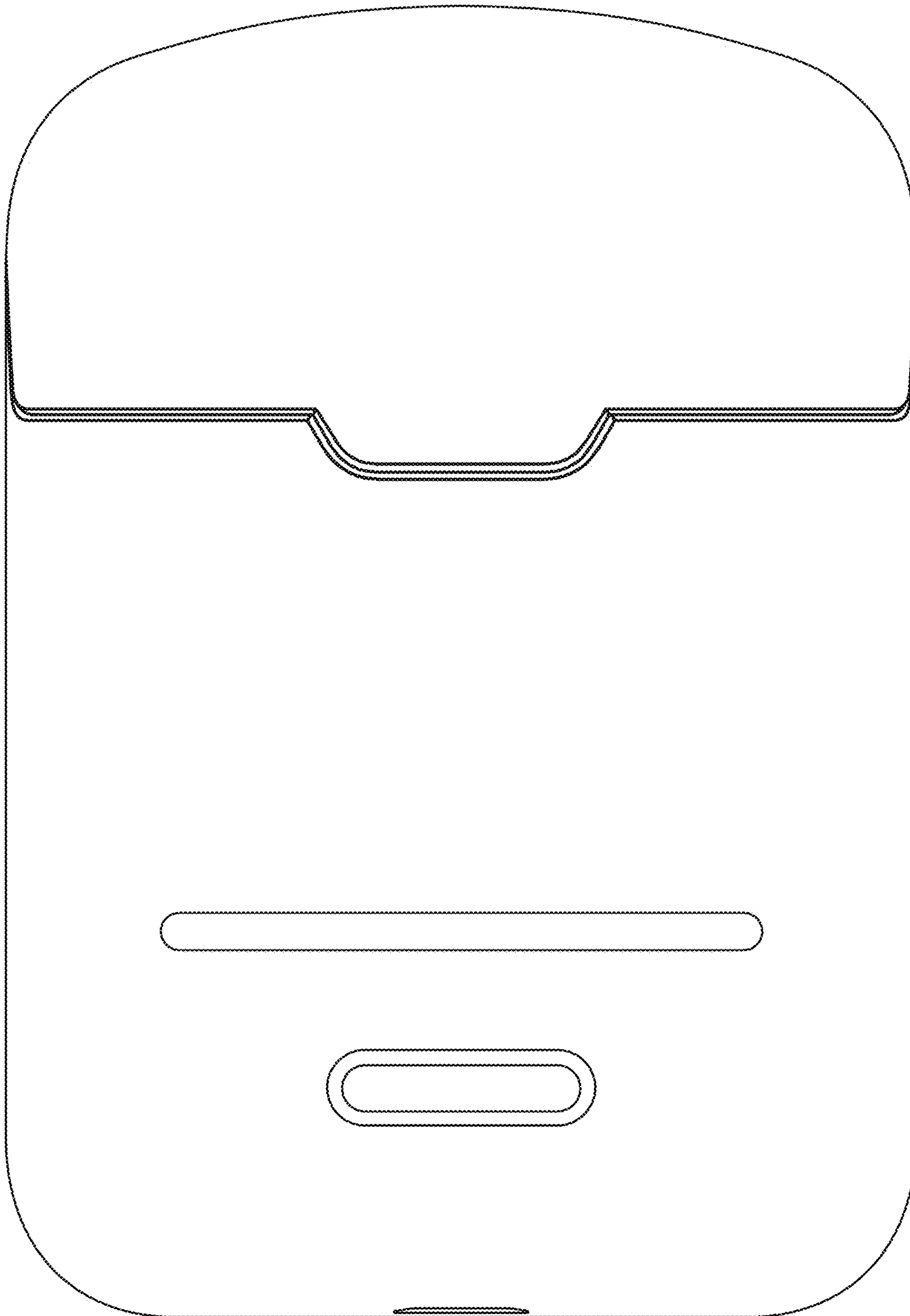


FIG. 3

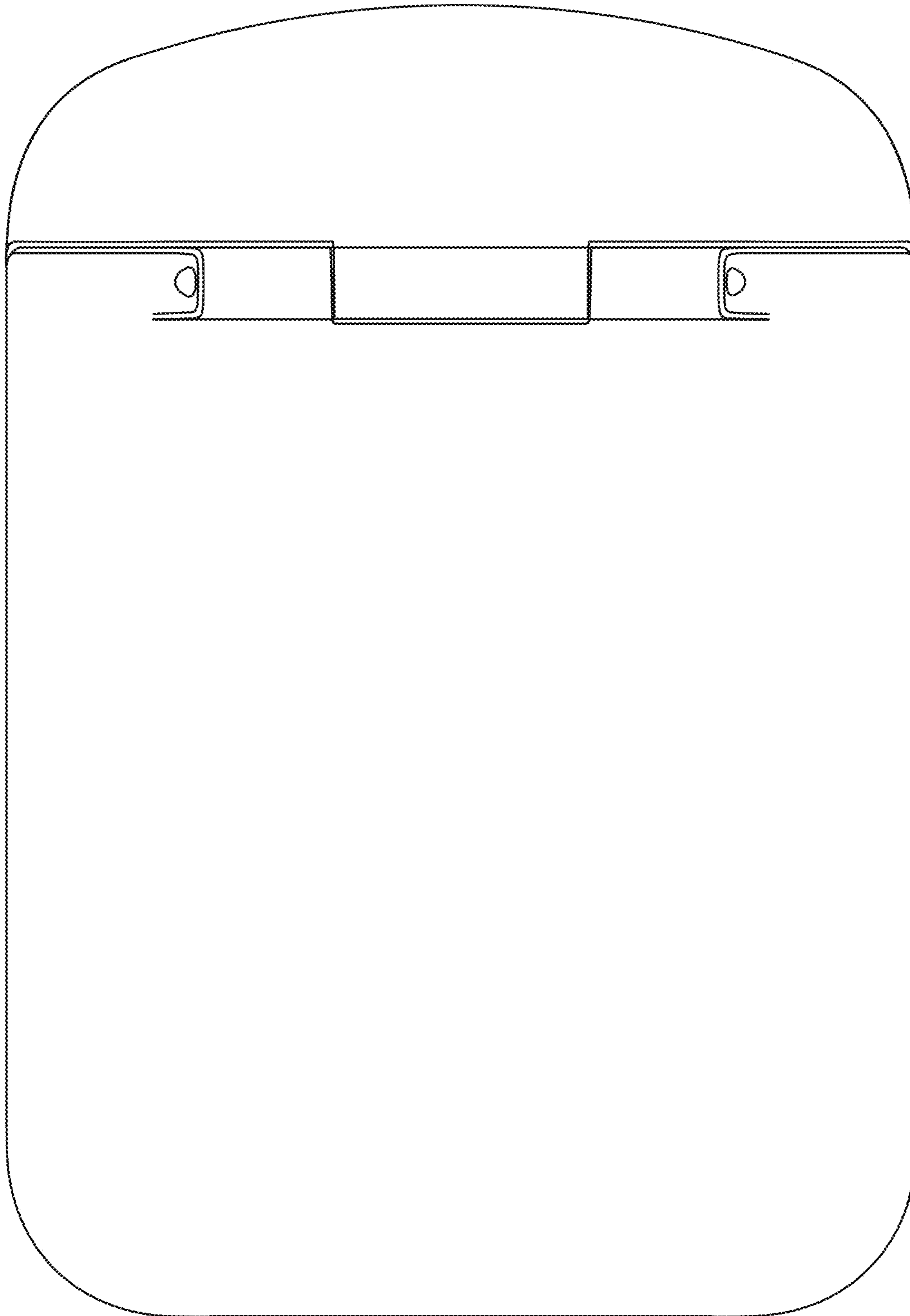


FIG. 4

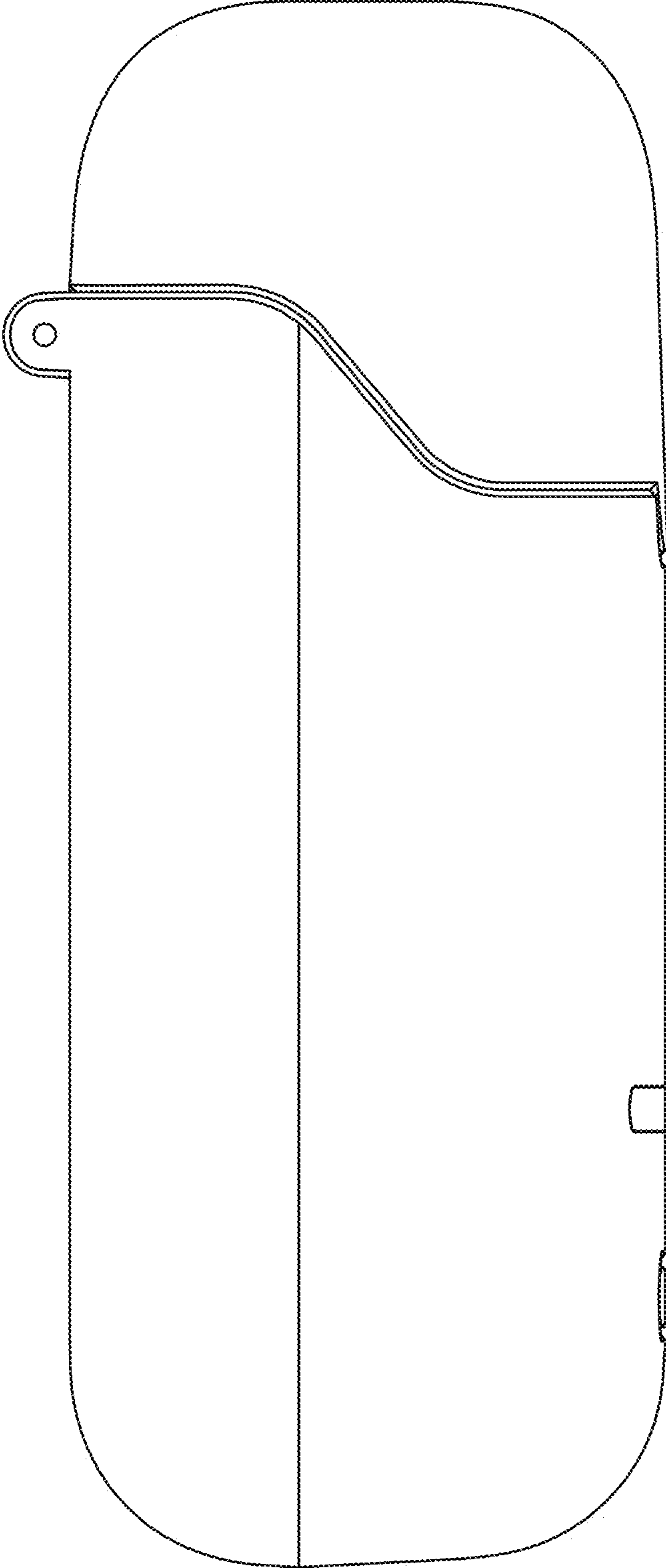


FIG. 5

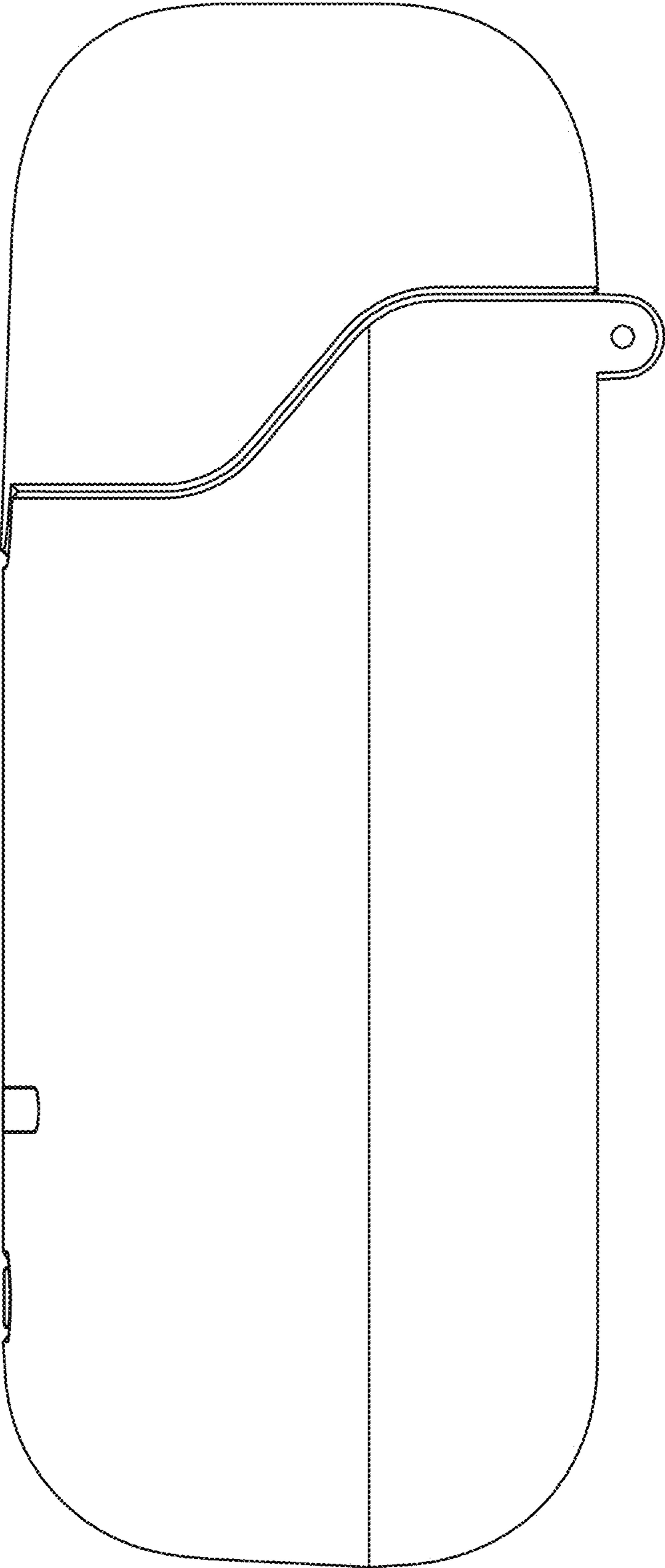


FIG. 6

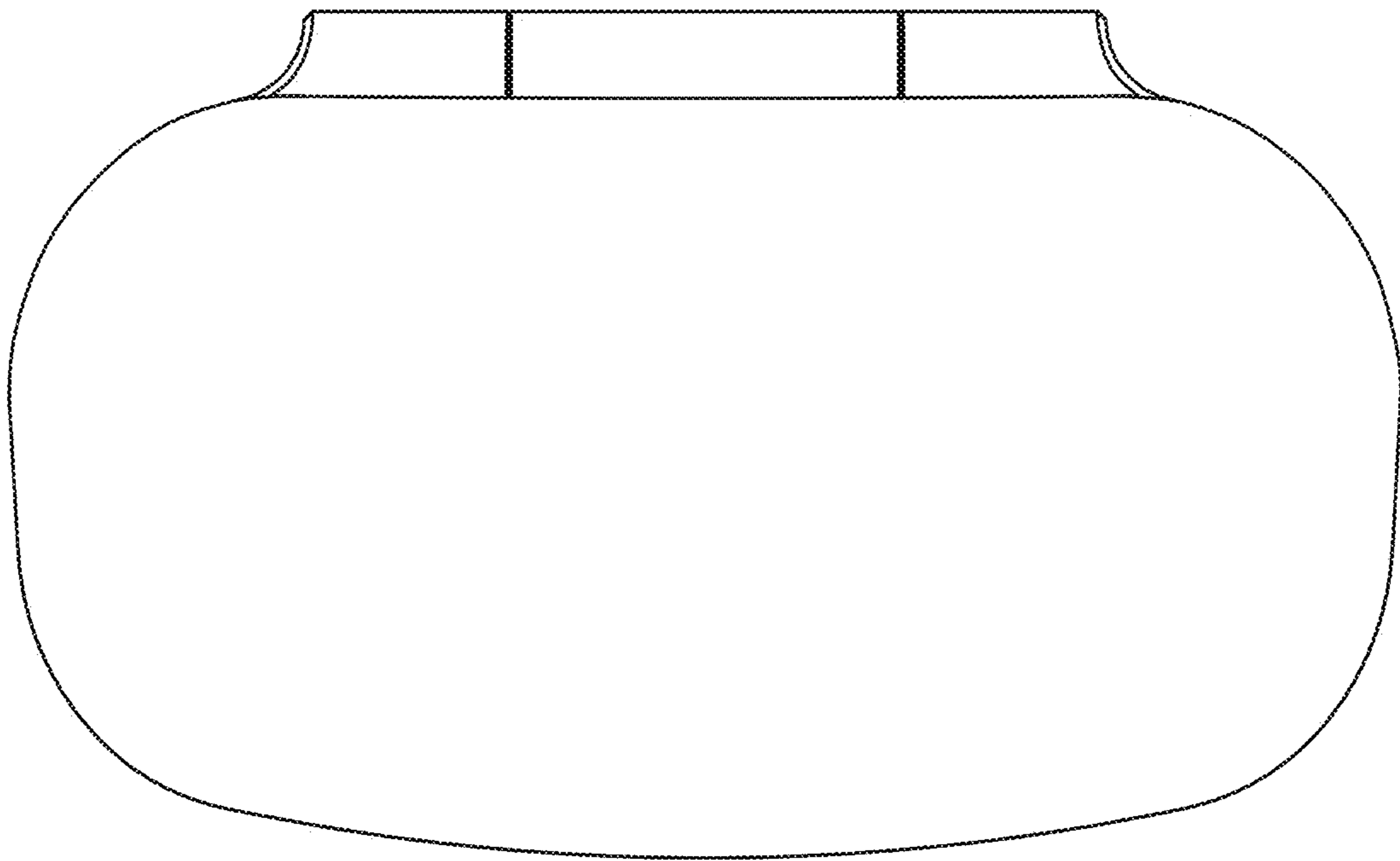


FIG. 7

