



US00D940065S

(12) **United States Design Patent** (10) **Patent No.:** **US D940,065 S**  
**Baker et al.** (45) **Date of Patent:** **\*\* Jan. 4, 2022**

(54) <b>BATTERY</b>	D392,249 S * 3/1998 Nakazawa ..... D13/103 D403,297 S * 12/1998 Nakazawa ..... D13/103 D413,565 S * 9/1999 Nakayama ..... D13/103 D428,385 S * 7/2000 Luh ..... D13/103 D459,297 S * 6/2002 Searle ..... D13/103 D479,705 S * 9/2003 Hirokawa ..... D13/103 D481,993 S * 11/2003 Searle ..... D13/103 D489,988 S * 5/2004 Ogata ..... D9/773 D539,216 S * 3/2007 Hamaguchi ..... D13/103 D550,612 S * 9/2007 Harada ..... D13/103 D551,616 S * 9/2007 Shimizu ..... D13/103 D563,173 S * 3/2008 Karam ..... D7/509 D607,402 S * 1/2010 Himeda ..... D13/103 D720,688 S * 1/2015 Popper ..... D13/103 D740,221 S * 10/2015 Popper ..... D13/103 D751,978 S * 3/2016 Hong ..... D13/103 D756,786 S * 5/2016 Bedoya ..... D9/502 D762,564 S * 8/2016 Patton ..... D13/103 D763,788 S * 8/2016 Bakker ..... D13/103 D774,452 S * 12/2016 Rost ..... D13/103
(71) Applicant: <b>DURACELL U.S. OPERATIONS, INC.</b> , Wilmington, DE (US)	
(72) Inventors: <b>Kathleen Ann Baker</b> , Bethel, CT (US); <b>Tatiana Jouanneau</b> , Bethel, CT (US); <b>Natalie Denny</b> , Chicago, IL (US); <b>Michael Laforteza</b> , Pleasantville, NY (US); <b>Paul Laforteza</b> , Pleasantville, NY (US); <b>Cliff Fischer</b> , Pleasantville, NY (US)	
(73) Assignee: <b>DURACELL U.S. OPERATIONS, INC.</b> , Wilmington, DE (US)	
(**) Term: <b>15 Years</b>	

(Continued)

(21) Appl. No.: **29/652,894**

(22) Filed: **Dec. 31, 2020**

**Related U.S. Application Data**

(62) Division of application No. 29/673,552, filed on Dec. 14, 2018, now Pat. No. Des. 921,576.

(51) **LOC (13) Cl.** ..... **13-02**

(52) **U.S. Cl.**  
USPC ..... **D13/103**

(58) **Field of Classification Search**  
USPC ..... D13/102-108, 110, 119, 184, 199;  
D9/763, 772, 773, 775, 500, 502, 528,  
D9/549; D7/509, 523, 529, 532;  
D11/152

CPC ..... Y02E 60/13; Y02E 10/50; H01M 10/00;  
H01M 10/0422; H01M 8/00; H01M 4/00  
See application file for complete search history.

(56) **References Cited**

**U.S. PATENT DOCUMENTS**

D113,330 S \* 2/1939 McDonald ..... D9/773  
D388,051 S \* 12/1997 Harada ..... D13/103

*Primary Examiner* — Jennifer Rivard

*Assistant Examiner* — Alison M Ofstun

(74) *Attorney, Agent, or Firm* — Marshall, Gerstein & Borun LLP


(57) **CLAIM**

The ornamental design for a battery, as shown and described.

**DESCRIPTION**

FIG. 1 is a top perspective view of a battery showing our new design;  
FIG. 2 is a front view thereof;  
FIG. 3 is a back view thereof;  
FIG. 4 is a top view thereof; and,  
FIG. 5 is a bottom view thereof.  
In the drawings, the broken lines illustrate portions of the battery which form no part of the claimed design.

**1 Claim, 3 Drawing Sheets**



(56)

**References Cited**

U.S. PATENT DOCUMENTS

9,793,542	B2 *	10/2017	Nelson	.....	H01M 4/244
D844,557	S *	4/2019	Wang	.....	D13/103
10,297,875	B2 *	5/2019	Riemer	.....	G01R 31/371
D867,280	S *	11/2019	Chen	.....	D13/103
D907,572	S *	1/2021	Merrill	.....	D13/103
D911,926	S *	3/2021	Li	.....	D13/103
D921,576	S *	6/2021	Baker	.....	D13/103
2006/0275656	A1 *	12/2006	Feddrix	.....	H01M 50/209 429/179

\* cited by examiner




FIG. 1




FIG. 2




FIG. 3

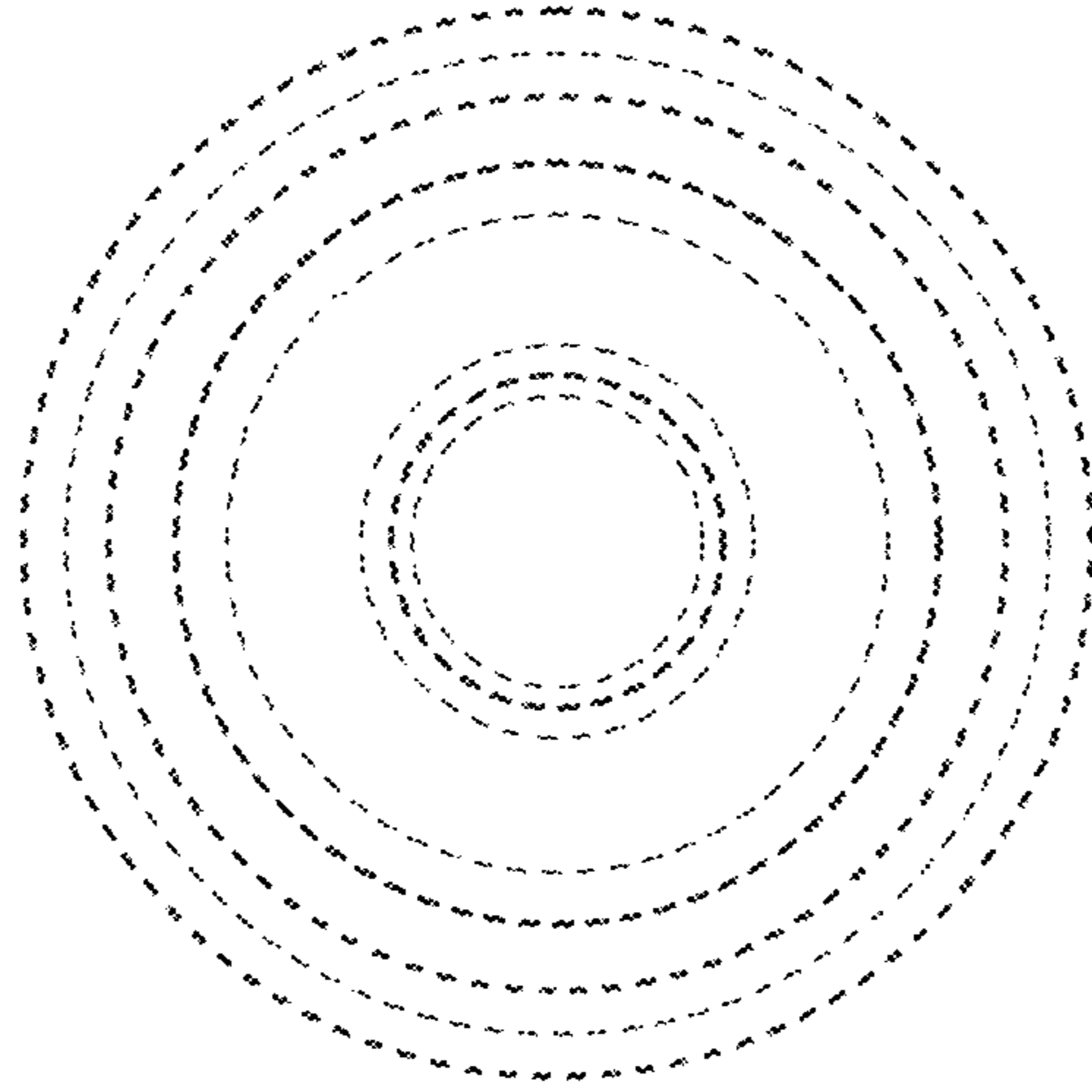


FIG. 4

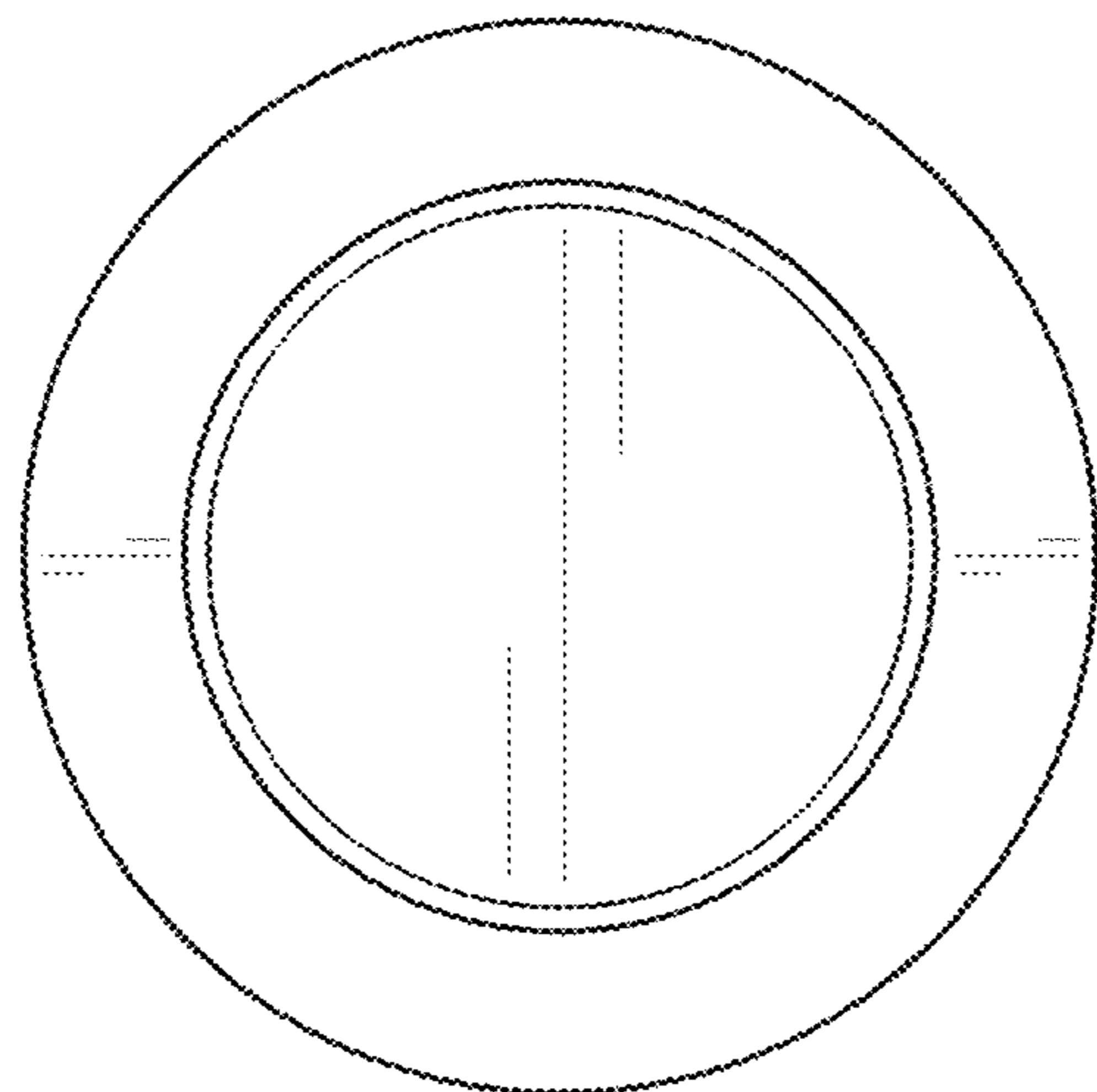


FIG. 5