

US00D940061S

(12) **United States Design Patent**
Davis et al.

(10) **Patent No.:** **US D940,061 S**
(45) **Date of Patent:** **** Jan. 4, 2022**

- (54) **TIRE**
- (71) Applicant: **The Goodyear Tire & Rubber Company, Akron, OH (US)**
- (72) Inventors: **Christopher Byron Davis**, North Canton, OH (US); **Andrew John Norwood**, Ivanhoe (AU); **Sagar Dilip Bafana**, Akron, OH (US); **Ryan Eugene Zimmerman**, Deerfield, OH (US)
- (73) Assignee: **The Goodyear Tire & Rubber Company, Akron, OH (US)**
- (**) Term: **15 Years**
- (21) Appl. No.: **29/724,035**
- (22) Filed: **Feb. 12, 2020**
- (51) **LOC (13) Cl.** **12-15**
- (52) **U.S. Cl.**
USPC **D12/601**
- (58) **Field of Classification Search**
USPC D12/568-605, 900
CPC Y10T 152/10027; B60C 1/0016; B60C 11/0306; B60C 11/0302; B60C 3/06; B60C 9/17
See application file for complete search history.

D412,471 S * 8/1999 Downey D12/595
D413,286 S 8/1999 Umstot et al. D12/147
D415,982 S 11/1999 Consolacion et al. D12/147
(Continued)

OTHER PUBLICATIONS

U.S. Appl. No. 29/669,258, filed Nov. 7, 2018, Roth, et al.
U.S. Appl. No. 29/677,108, filed Jan. 17, 2019, Fox, et al.
U.S. Appl. No. 29/704,148, filed Sep. 3, 2019, Davis, et al.

Primary Examiner — John A Voytek

(74) *Attorney, Agent, or Firm* — Robert N. Lipsik

(57) **CLAIM**

The ornamental design for a tire, as shown and described.

DESCRIPTION

FIG. 1 is a perspective view of a tire showing our new design, it being understood that the pattern repeats uniformly throughout the circumference of the tread;
FIG. 2 is a front elevational view thereof;
FIG. 3 is a right side elevational view of the area circled in FIG. 1;
FIG. 4 is an enlarged fragmentary front elevational view thereof;
FIG. 5 is a perspective view of a second embodiment of a tire showing our new design, it being understood that the interior of the tire forms no part of the claim, that the pattern repeats uniformly throughout the circumference of the tread and that the opposite side view is identical thereto; and,
FIG. 6 is a front elevational view of a second embodiment, it being understood that an enlarged fragmentary view thereof would be substantially identical to that shown in FIG. 4, with the exception of the inclusion of the sidewall in the claim.


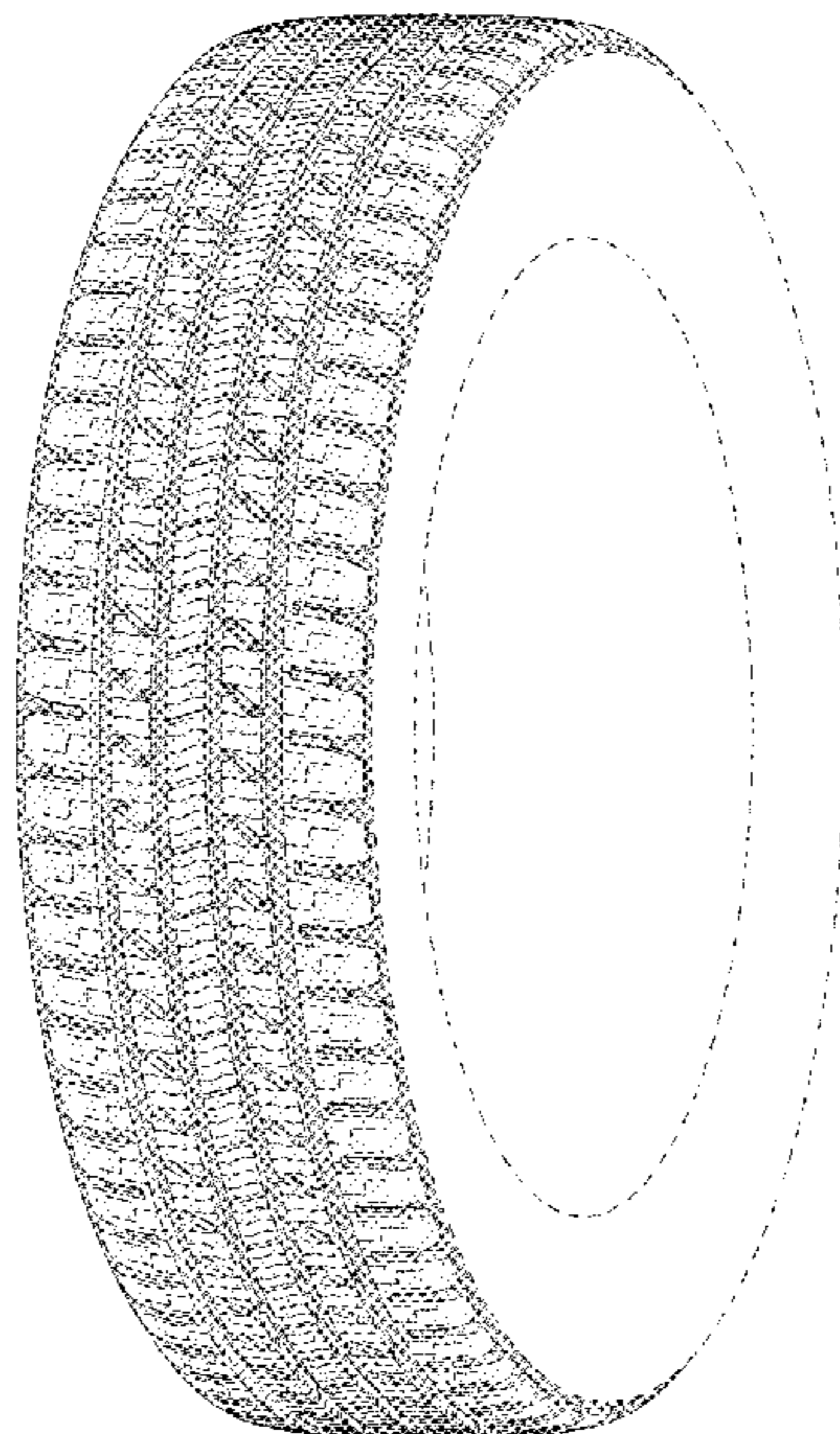
In the drawings, the broken lines immediately adjacent to the outer edges of the tire shoulder represent boundaries of the claim, and the broken lines depict environmental subject matter only and form no part of the claimed design.

1 Claim, 6 Drawing Sheets

(56) **References Cited**

U.S. PATENT DOCUMENTS

D350,095 S	8/1994	Anderson et al.	D12/147
D365,060 S	12/1995	McKisson	D12/146
D382,521 S	8/1997	Consolacion et al.	D12/147
D384,619 S	10/1997	Attinello et al.	D12/147
D387,311 S	12/1997	Park et al.	D12/147
D387,716 S	12/1997	Miller et al.	D12/147
D392,922 S	3/1998	Heinen	D12/147
D405,740 S	2/1999	Heinen et al.	D12/147



(56)

References Cited

U.S. PATENT DOCUMENTS

D418,785 S	1/2000	Lovell et al.	D12/147
D432,467 S	10/2000	Guspodin et al.	D12/147
D469,396 S	1/2003	Hutson et al.	D12/520
D500,732 S	1/2005	Lo	D12/588
D528,069 S	9/2006	Maxwell et al.	D12/601
D600,635 S	9/2009	Finnell et al.	D12/601
D614,119 S	4/2010	Umstot et al.	D12/587
D643,804 S	8/2011	Dixon et al.	D12/594
D645,811 S *	9/2011	Gaylo	D12/601
D647,467 S	10/2011	Bonhomme et al.	D12/588
D649,110 S *	11/2011	Hutz	D12/601
D670,237 S	11/2012	Maxwell et al.	D12/601
D728,463 S *	5/2015	Lindner	D12/588
D737,757 S	9/2015	Oberlin et al.	D12/601
D751,496 S *	3/2016	Gallego	D12/601
D780,678 S *	3/2017	Maxwell	D12/595
D795,793 S	8/2017	Schoeppner et al.	D12/601
D812,551 S *	3/2018	Stanley	D12/601
D822,588 S	7/2018	Skurich et al.	D12/600
D823,236 S *	7/2018	Fisher	D12/601
D828,289 S	9/2018	Fox et al.	D12/588
D838,664 S *	1/2019	Pribula	D12/595
D852,125 S	6/2019	Davis et al.	D12/601
D853,949 S *	7/2019	Zimmerman	D12/601
D876,330 S *	2/2020	Poling	D12/601
D892,034 S *	8/2020	Wang	D12/595
D892,720 S *	8/2020	Wang	D12/601
D907,570 S *	1/2021	Nyun	D12/601
D911,919 S *	3/2021	Miyazaki	D12/601
D926,109 S *	7/2021	de Briey-Terlinden	D12/531
D926,671 S *	8/2021	Hutz	D12/601

* cited by examiner

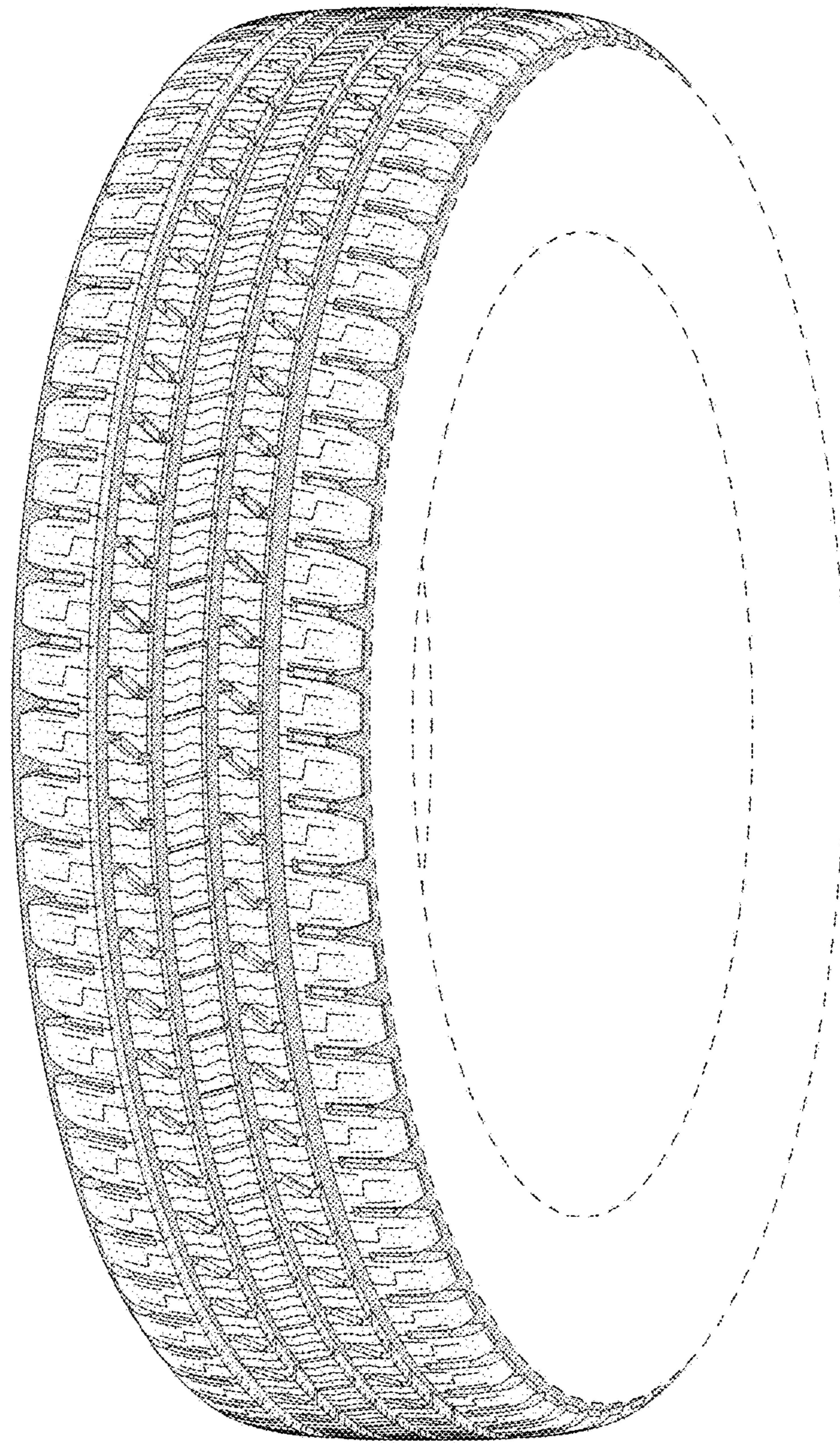


FIG - 1




FIG - 2

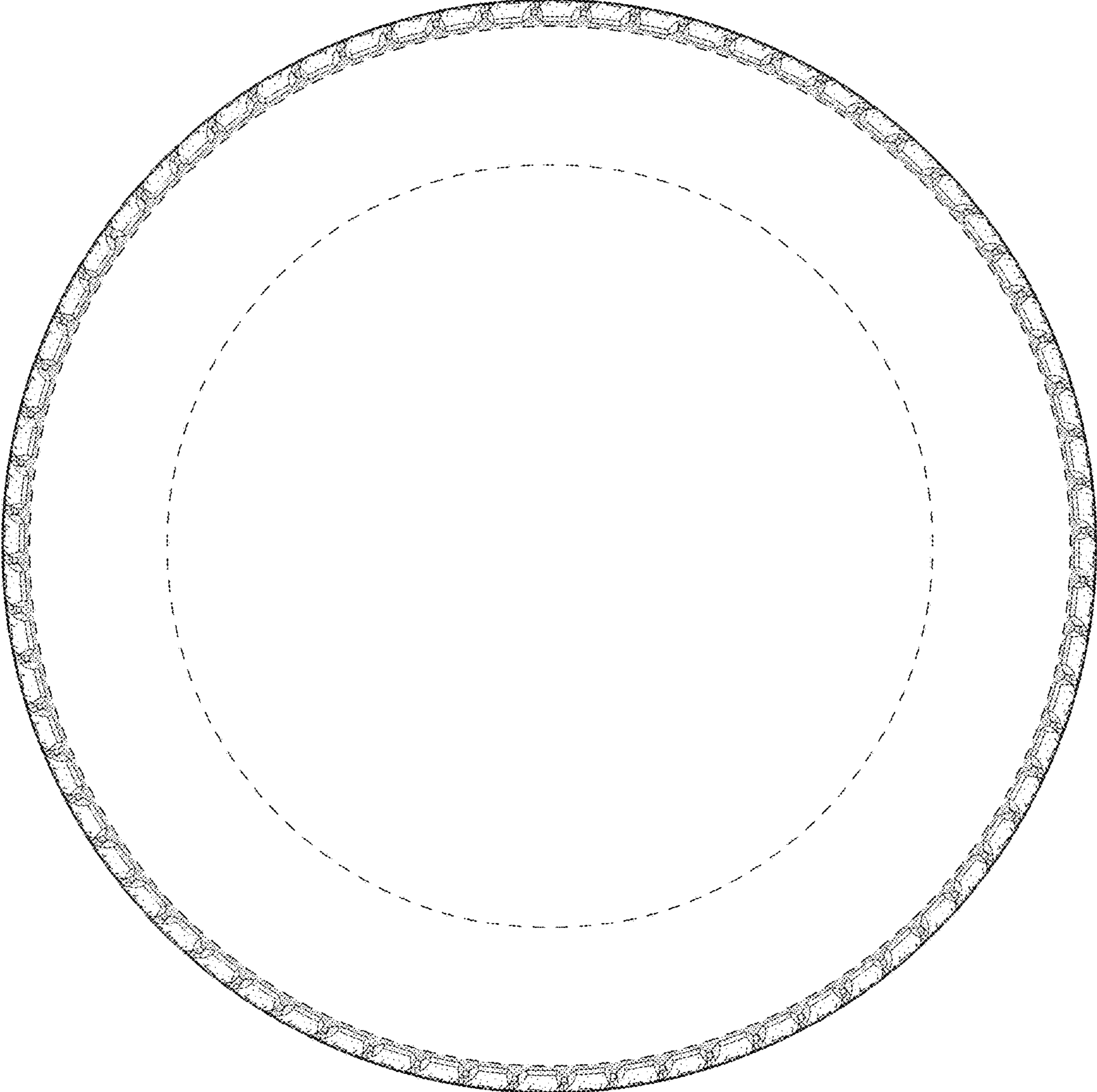


FIG - 3

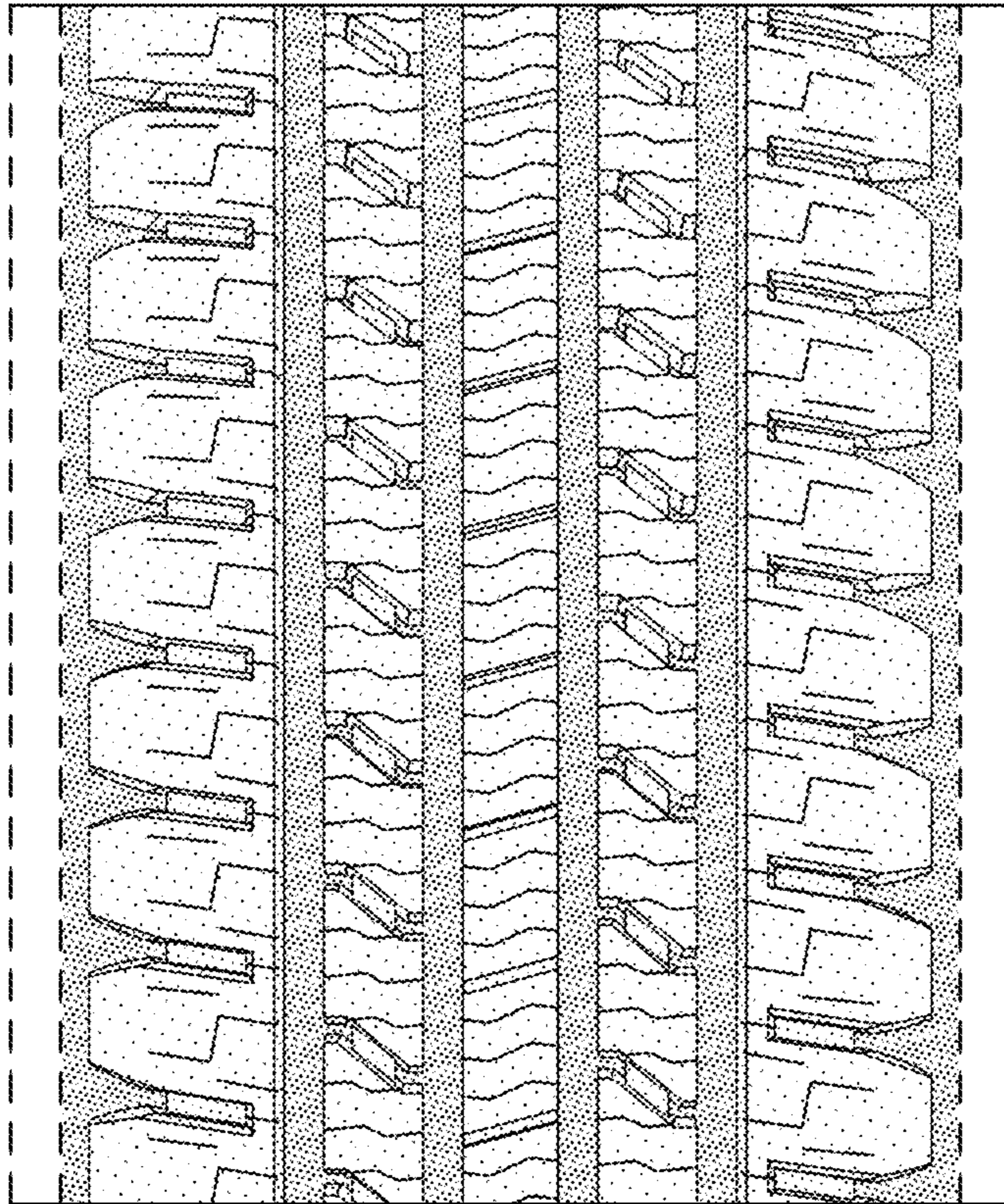


FIG - 4

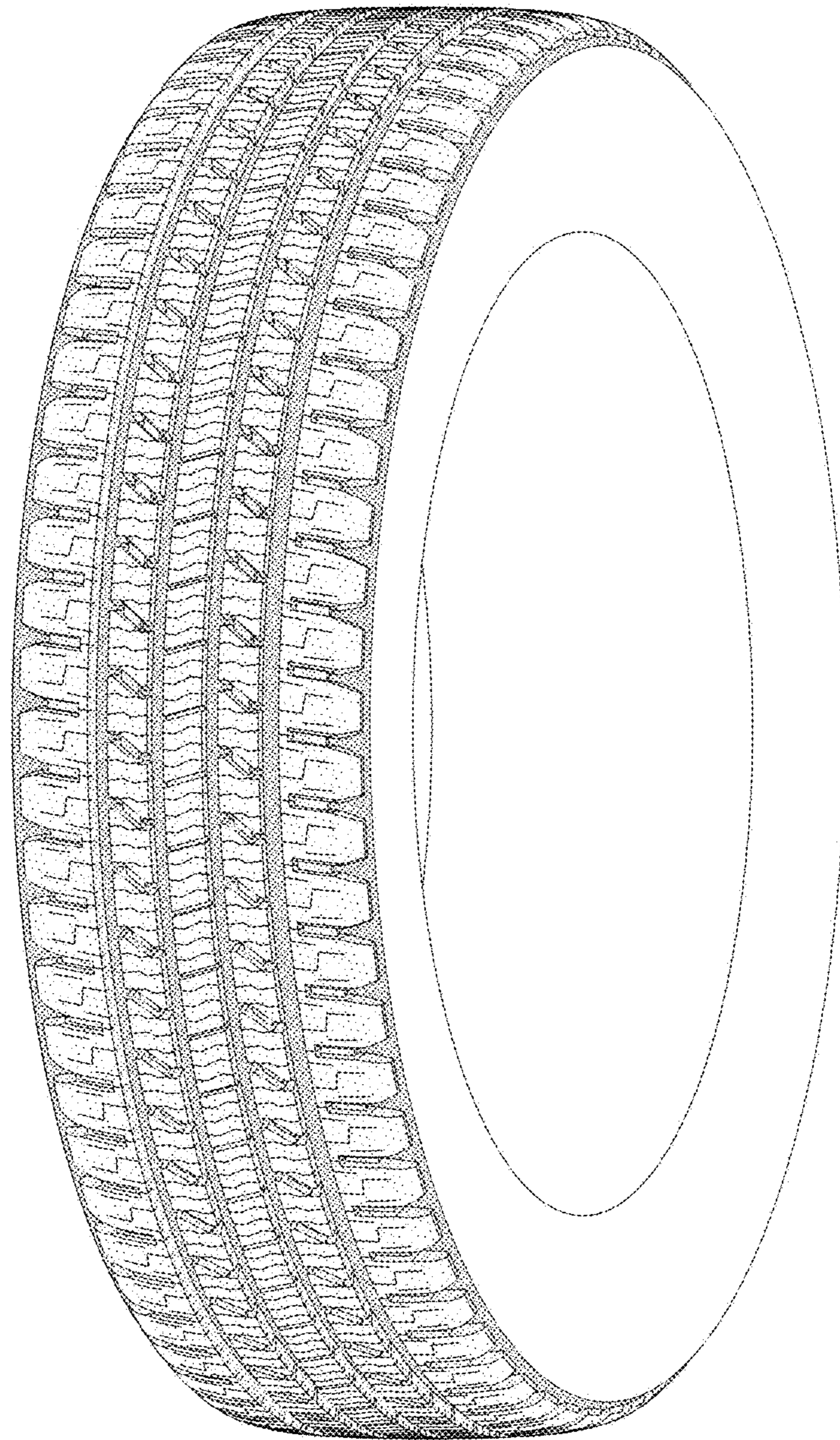


FIG - 5

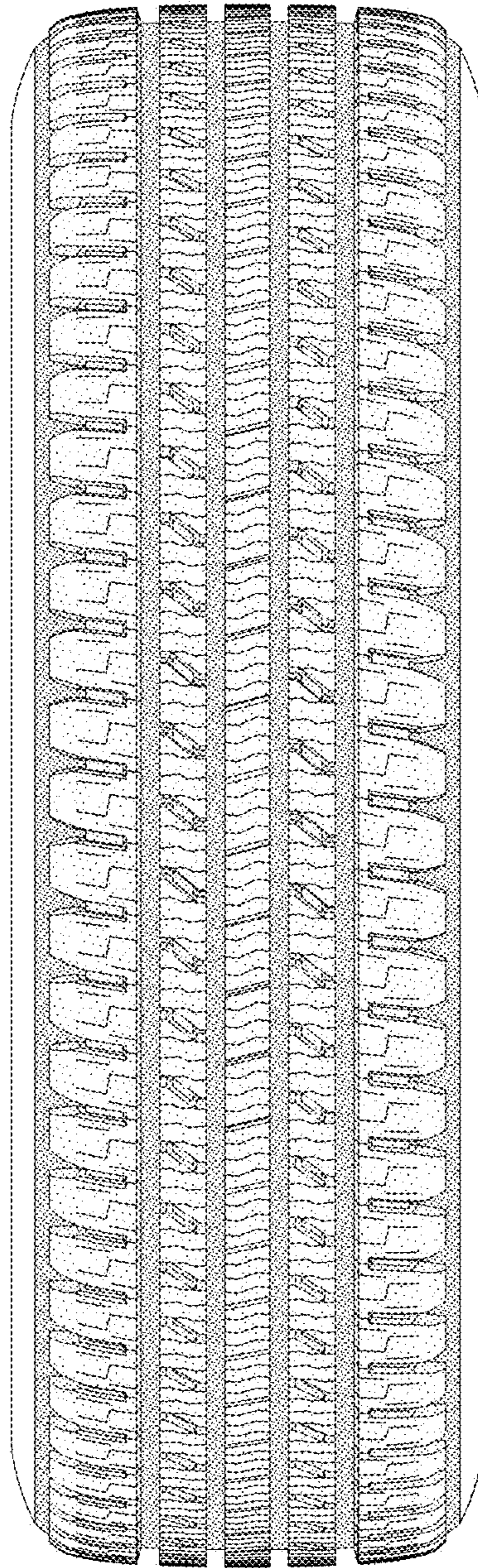


FIG - 6