



US00D940056S

(12) **United States Design Patent** (10) **Patent No.:** **US D940,056 S**
Choi et al. (45) **Date of Patent:** **** Jan. 4, 2022**

(54) **CARGO CONTAINER**

(56) **References Cited**

(71) Applicant: **Amoskeag ADV LLC**, Manchester, NH (US)

U.S. PATENT DOCUMENTS

(72) Inventors: **Sooshin Choi**, Londonderry, NH (US);
Spencer Trafton, Nashua, NH (US)

D260,252 S	8/1981	Groene
D388,027 S	12/1997	Polak
D388,368 S	12/1997	Polak
D408,767 S	4/1999	Bar
D424,483 S	5/2000	Tripodi
6,161,714 A	12/2000	Matsuura et al.
D447,460 S	9/2001	Snook
D470,084 S	2/2003	Schlough
D630,156 S	1/2011	Farber
D636,301 S	4/2011	Dammacco
D734,029 S	7/2015	Lee, II
D740,555 S	10/2015	Huber
D740,556 S	10/2015	Huber
9,248,958 B2	2/2016	Pherson
9,254,857 B2	2/2016	Fiebelkorn
D793,914 S	8/2017	Eriksson

(73) Assignee: **Amoskeag ADV LLC**, Manchester, NH (US)

(**) Term: **15 Years**

(21) Appl. No.: **29/768,494**

(22) Filed: **Jan. 29, 2021**

Related U.S. Application Data

(63) Continuation of application No. 29/697,528, filed on Jul. 9, 2019, now Pat. No. Des. 911,917.

Primary Examiner — Abraham Bahta

(51) **LOC (13) Cl.** **12-16**

(74) *Attorney, Agent, or Firm* — Toohey Law Group, LLC

(52) **U.S. Cl.**

USPC **D12/423**

(57) **CLAIM**

(58) **Field of Classification Search**

USPC 119/496-499, 491, 482, 453, 474;
206/434, 427, 467, 386, 523-528;
220/495.03, 1.5, 3.3, 545, 607, 626, 548;
229/122, 200, 87.01, 87.19, 116.1, 103.2;
D30/108-109, 118; D3/201, 273, 232,
D3/287, 276, 272, 215, 282, 217, 225,
D3/218, 226, 905; 383/17-22, 66, 121.1,
383/108, 33; 222/92-95; 312/297;
217/7, 5
CPC .. B65D 77/0406; B65D 77/003; B65D 88/14;
B65D 88/129; B65D 88/12; B65D
88/121; B65D 88/00; B65D 88/02; B65D
88/127; B65D 88/52; B65D 88/5261;
B65D 90/00; B65D 90/06; B65D 90/02;
B65D 90/022; B65D 90/14; B65D 25/00;
B65D 25/02

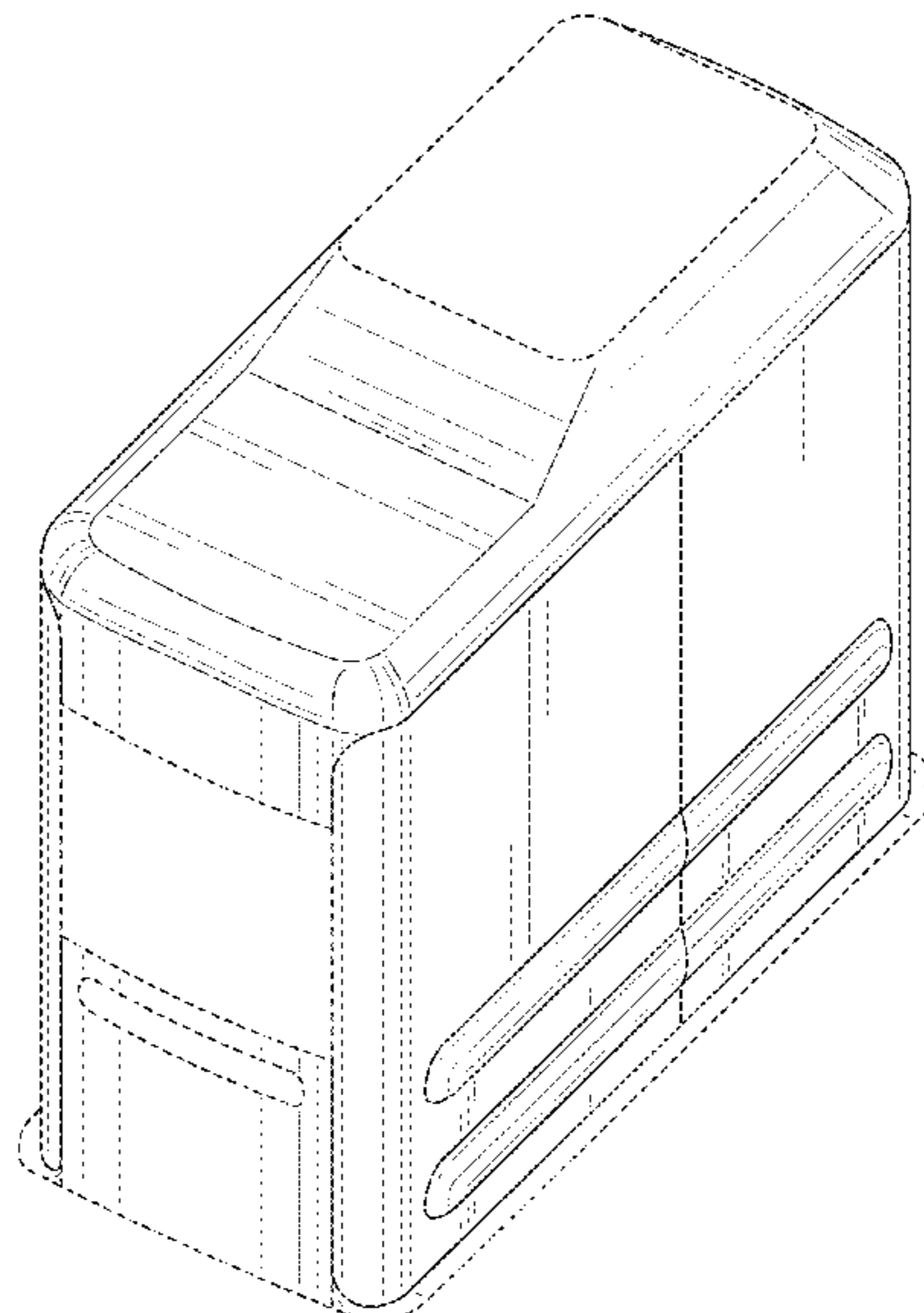
The ornamental design for a cargo container, as shown and described.

DESCRIPTION

FIG. 1 is a back, top, and left side perspective view of the cargo container, showing the new design;
FIG. 2 is a top plan view thereof;
FIG. 3 is a bottom plan view thereof;
FIG. 4 is a left side view thereof;
FIG. 5 is a right side view thereof;
FIG. 6 is a front side view thereof; and,
FIG. 7 is a rear side view thereof.
The ornamental design which is claimed is shown in solid lines in the drawings. Any broken lines depict portions of the cargo container that form no part of the claimed design.

See application file for complete search history.

1 Claim, 7 Drawing Sheets



(56)

References Cited

U.S. PATENT DOCUMENTS

D827,939	S	9/2018	Jakubowski et al.	
D863,203	S	10/2019	Eriksson et al.	
10,773,881	B2	9/2020	Pherson et al.	
D911,254	S	2/2021	Bourassa et al.	
D911,915	S *	3/2021	Choi	D12/415
D911,916	S *	3/2021	Choi	D12/415
D911,917	S *	3/2021	Choi	D12/415
2008/0042379	A1	2/2008	Amran	
2017/0080967	A1	3/2017	Atkins	
2018/0146757	A1	5/2018	Signh Johar	

* cited by examiner

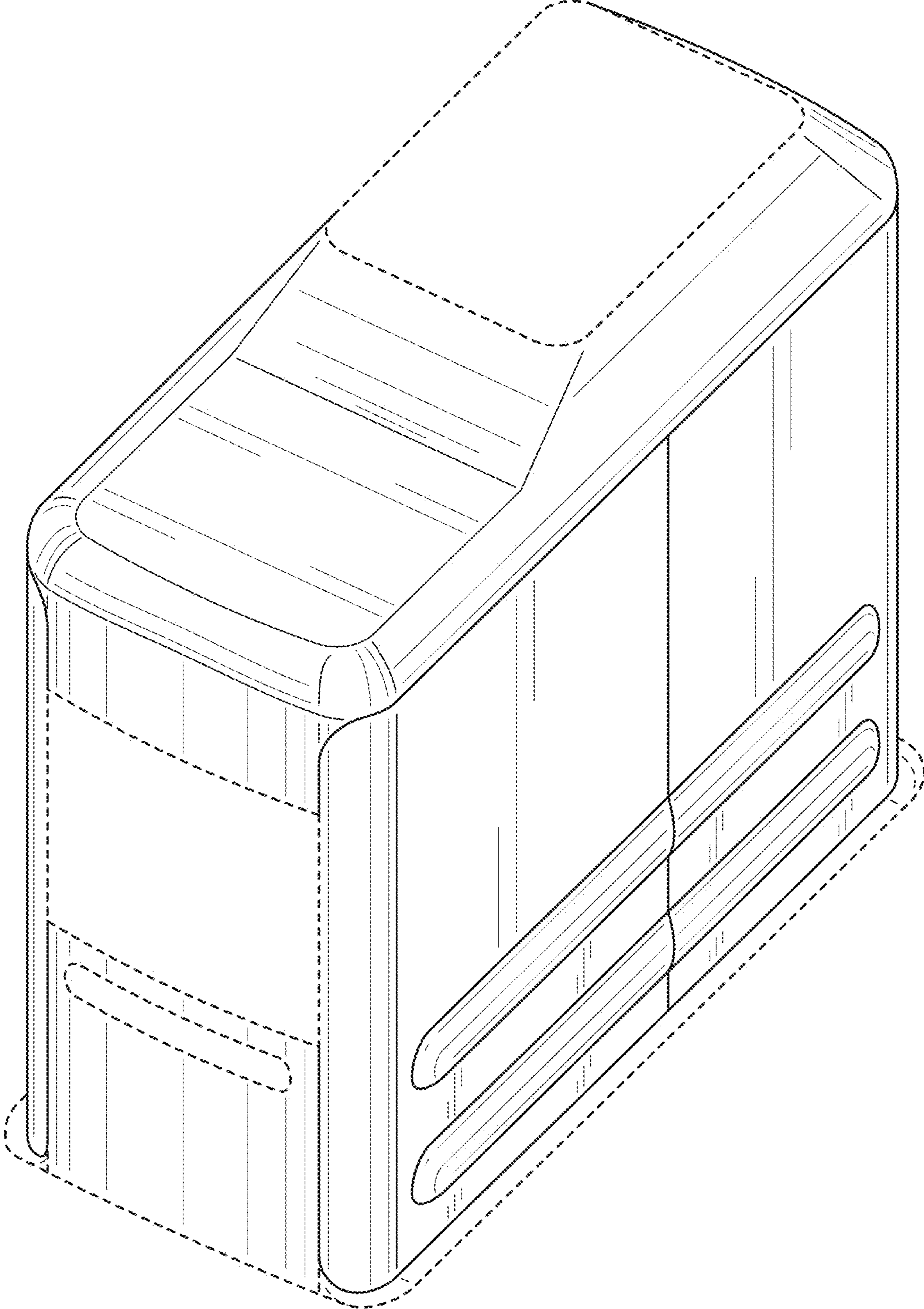


FIG. 1




FIG. 2




FIG. 3




FIG. 4




FIG. 5

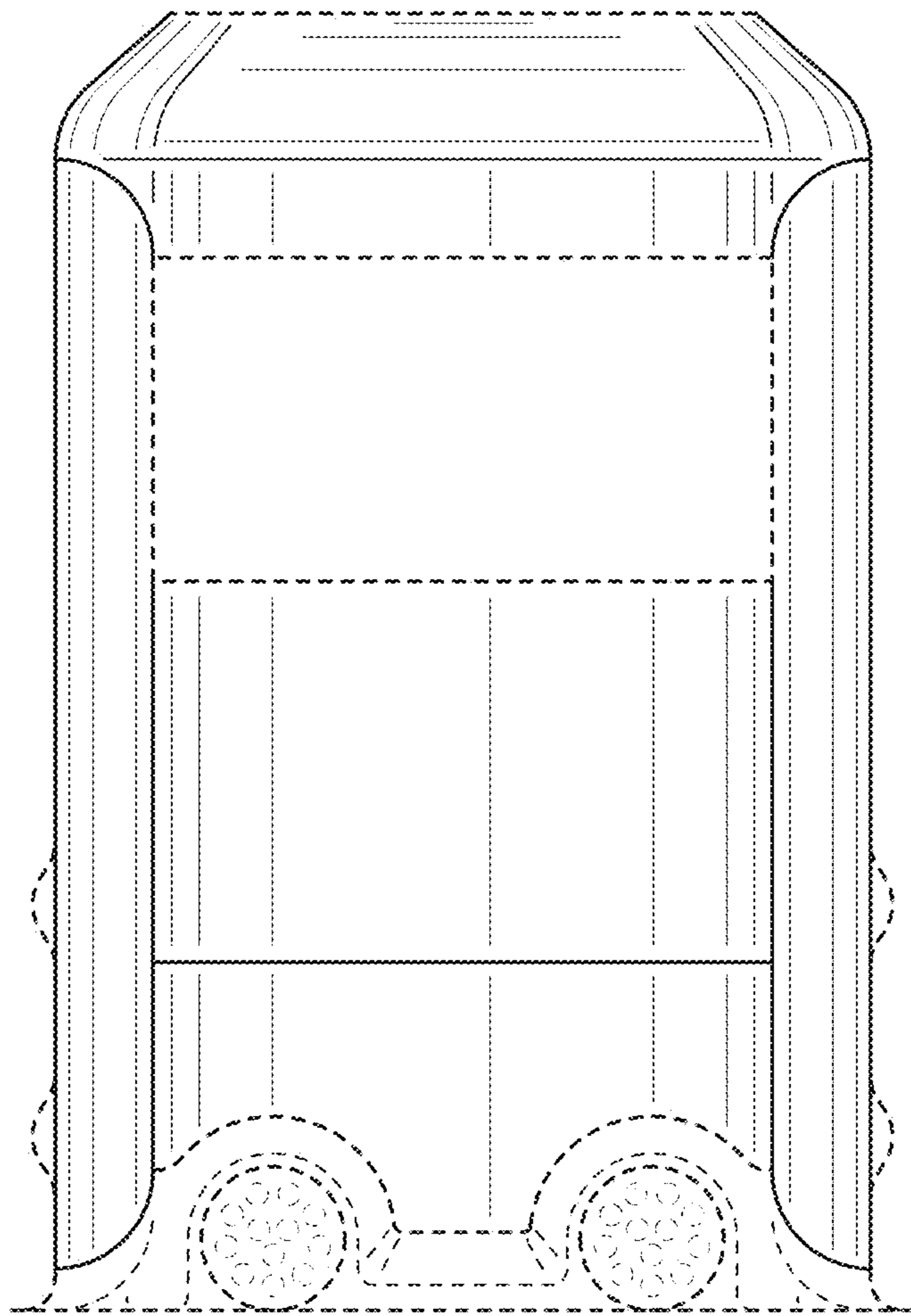


FIG. 6

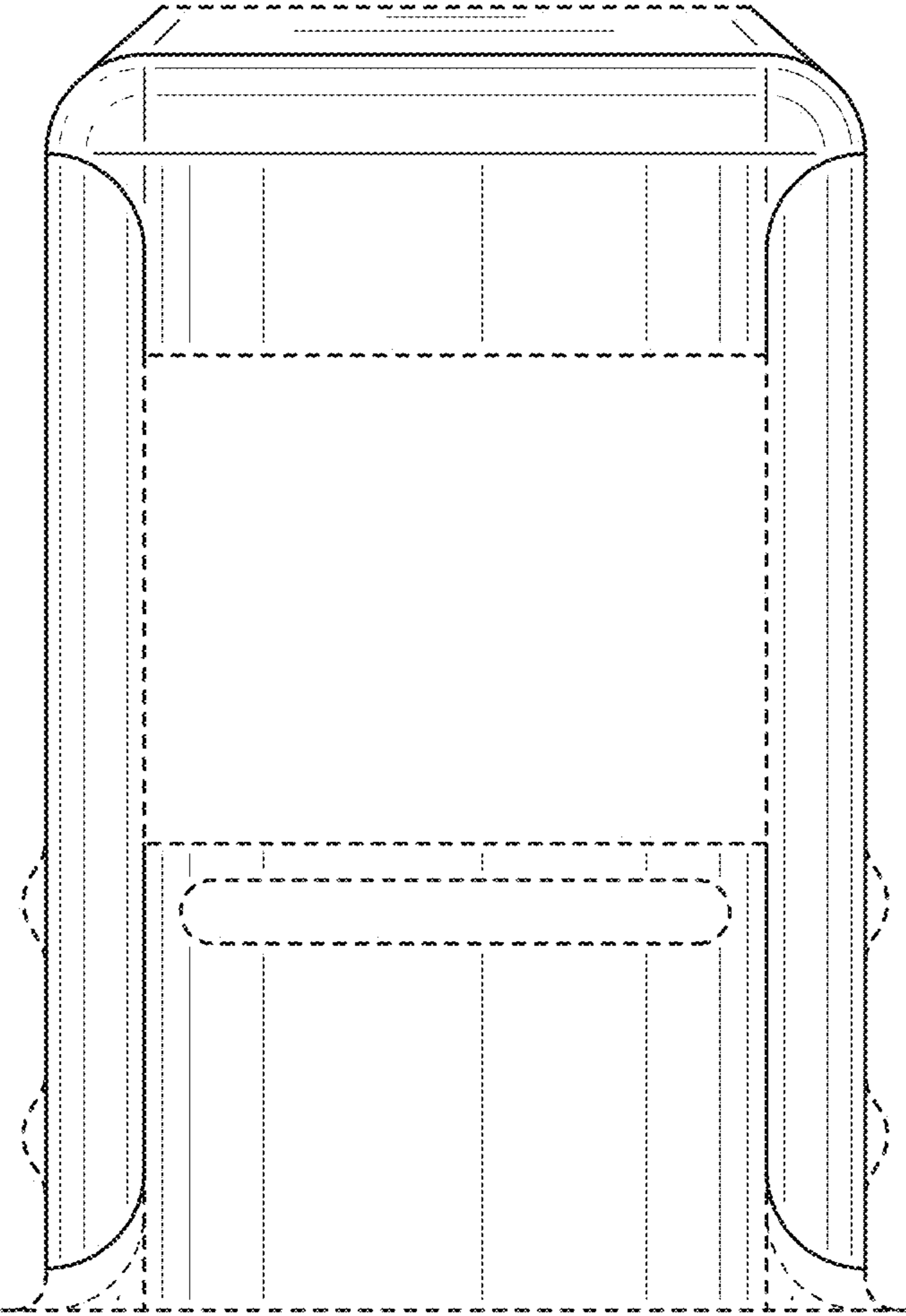


FIG. 7