



US00D940045S

(12) **United States Design Patent**
Philippe

(10) **Patent No.:** **US D940,045 S**
(45) **Date of Patent:** **** Jan. 4, 2022**

(54) **SHIP MAST**
(71) Applicant: **NAVAL GROUP**, Paris (FR)
(72) Inventor: **Serge Philippe**, Paris (FR)
(73) Assignee: **Naval Group**, Paris (FR)
(**) Term: **15 Years**

D392,397 S * 3/1998 Werber D25/126
D455,798 S * 4/2002 Yamazaki D21/542
D598,141 S * 8/2009 Prusmack D25/126
8,207,902 B1 * 6/2012 Tam H01Q 11/00
343/710
8,522,511 B2 * 9/2013 Thoren E04H 12/182
52/844
D741,778 S * 10/2015 Scherl D12/300
D857,927 S * 8/2019 Lee D25/126
D894,427 S * 8/2020 Carrier D25/127
2005/0102072 A1 * 5/2005 Deakin B63B 49/00
701/21
2010/0176079 A1 * 7/2010 Lucas B63B 35/4413
212/307
2016/0197399 A1 * 7/2016 Davy H01Q 1/34
342/175
2016/0304169 A1 * 10/2016 Hessels B63B 27/143
2017/0096195 A1 * 4/2017 Gelin B63B 22/00
2018/0362125 A1 * 12/2018 Son B63B 39/02

(21) Appl. No.: **35/510,434**
(22) Filed: **Sep. 7, 2020**

(80) **Hague Agreement Data**

Int. Filing Date: **Sep. 7, 2020**
Int. Reg. No.: **DM/210401**
Int. Reg. Date: **Sep. 7, 2020**
Int. Reg. Pub. Date: **Oct. 2, 2020**

* cited by examiner

Primary Examiner — Darlington Ly
(74) *Attorney, Agent, or Firm* — Knobbe, Martens, Olson & Bear LLP

(30) **Foreign Application Priority Data**

Mar. 9, 2020 (EM) 007742275

(51) **LOC (13) Cl.** **12-06**
(52) **U.S. Cl.**
USPC **D12/314; D25/126**

(58) **Field of Classification Search**
USPC D12/300–318; D25/42–46, 58, 126–135
CPC H01Q 11/00; H01Q 21/205; H01Q 1/34;
H01Q 1/1242
See application file for complete search history.

(56) **References Cited**

U.S. PATENT DOCUMENTS

D280,613 S * 9/1985 Grung D12/315
D291,980 S * 9/1987 Chaplin D12/318

(57) **CLAIM**

The ornamental design for a ship mast, as shown and described.


DESCRIPTION

1. Ship mast
1.1 is a perspective view of a ship mast embodying my new design;
1.2 is a front elevation view thereof;
1.3 is a rear elevation view thereof;
1.4 is a top plan view thereof;
1.5 is a right side elevation view thereof; and
1.6 is a left side elevation view thereof.


1 Claim, 6 Drawing Sheets




1.1



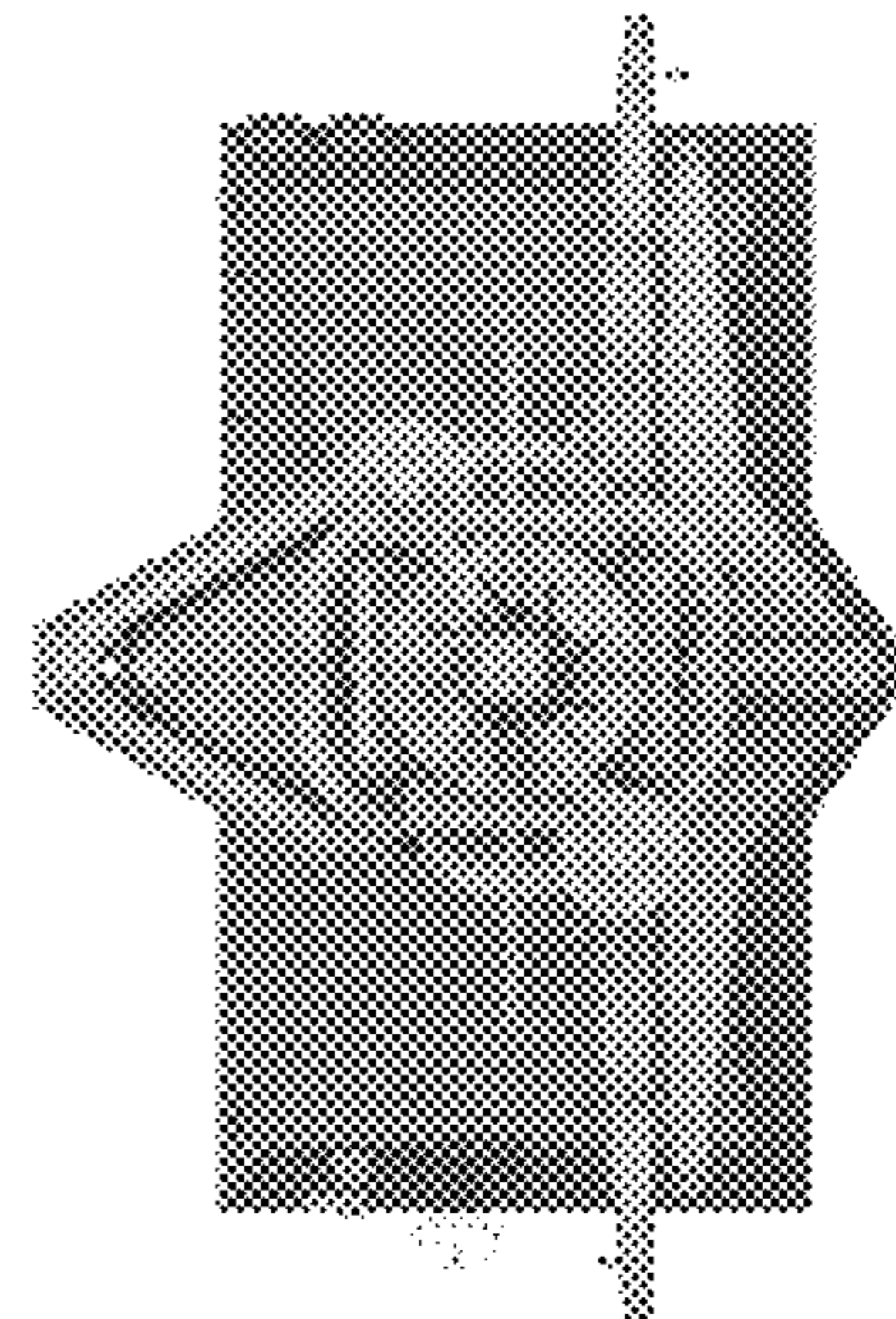
1.2




1.3



1.4



1.5



1.6

