



US00D940041S

(12) **United States Design Patent**
Han

(10) **Patent No.:** **US D940,041 S**

(45) **Date of Patent:** **** Jan. 4, 2022**

(54) **AUTOMOTIVE WHEEL**

(71) Applicant: **Donnie Han**, Irvine, CA (US)

(72) Inventor: **Donnie Han**, Irvine, CA (US)

(**) Term: **15 Years**

(21) Appl. No.: **29/757,881**

(22) Filed: **Nov. 10, 2020**

(51) **LOC (13) Cl.** **12-16**

(52) **U.S. Cl.**
USPC **D12/209**

(58) **Field of Classification Search**
USPC D12/204–213; D21/563
CPC B60B 7/00; B60B 7/02; B60B 7/04; B60B 7/01; B60B 7/06; B60B 3/02; B60B 3/04; B60B 3/06; B60B 3/10; B60B 1/00; B60B 1/08; B60B 1/10; B60B 1/12
See application file for complete search history.

(56) **References Cited**

U.S. PATENT DOCUMENTS

| | | | | | |
|------------|---|---------|----------|-------|---------|
| D401,205 S | * | 11/1998 | Fischer | | D12/209 |
| D497,339 S | * | 10/2004 | Heinrich | | D12/209 |
| D497,829 S | * | 11/2004 | Yaskil | | D11/90 |
| D503,916 S | * | 4/2005 | Clarke | | D12/209 |

| | | | | | |
|------------|---|---------|--------------|-------|---------|
| D526,946 S | * | 8/2006 | Takechi | | D12/209 |
| D585,802 S | * | 2/2009 | Hieke | | D12/209 |
| D641,302 S | * | 7/2011 | Ettensberger | | D12/211 |
| D714,705 S | * | 10/2014 | Kong | | D12/211 |
| D720,271 S | * | 12/2014 | Mielke | | D12/209 |
| D722,545 S | * | 2/2015 | Chung | | D12/209 |
| D758,278 S | * | 6/2016 | Behmer | | D12/211 |
| D793,318 S | * | 8/2017 | Guo | | D12/209 |
| D843,294 S | * | 3/2019 | Han | | D12/209 |
| D865,625 S | * | 11/2019 | Chiu | | D12/209 |
| D902,819 S | * | 11/2020 | Han | | D12/209 |
| D913,893 S | * | 3/2021 | Piaskowski | | D12/209 |
| D919,542 S | * | 5/2021 | Piaskowski | | D12/209 |
| D925,427 S | * | 7/2021 | Ma | | D12/209 |
| D933,562 S | * | 10/2021 | Lee | | D12/209 |

* cited by examiner

Primary Examiner — Stacia A Cadmus

(57) **CLAIM**

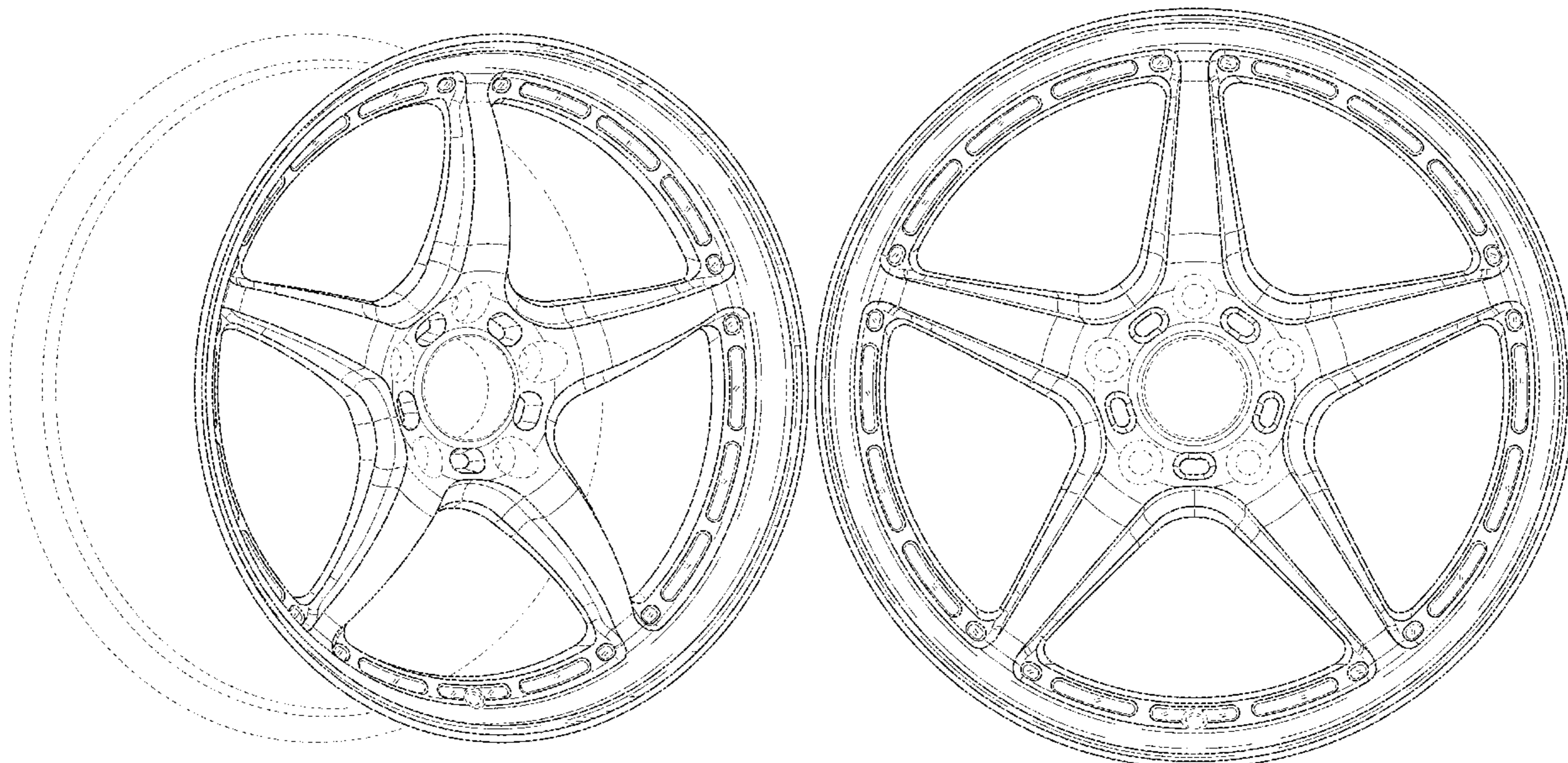
The ornamental design for an automotive wheel, as shown and described.

DESCRIPTION

FIG. 1 is a perspective view of an automotive wheel, showing my new design; and, FIG. 2 is a front view thereof.

In the drawings, the portions of the wheel shown in broken lines form no part of the claimed design.

1 Claim, 2 Drawing Sheets



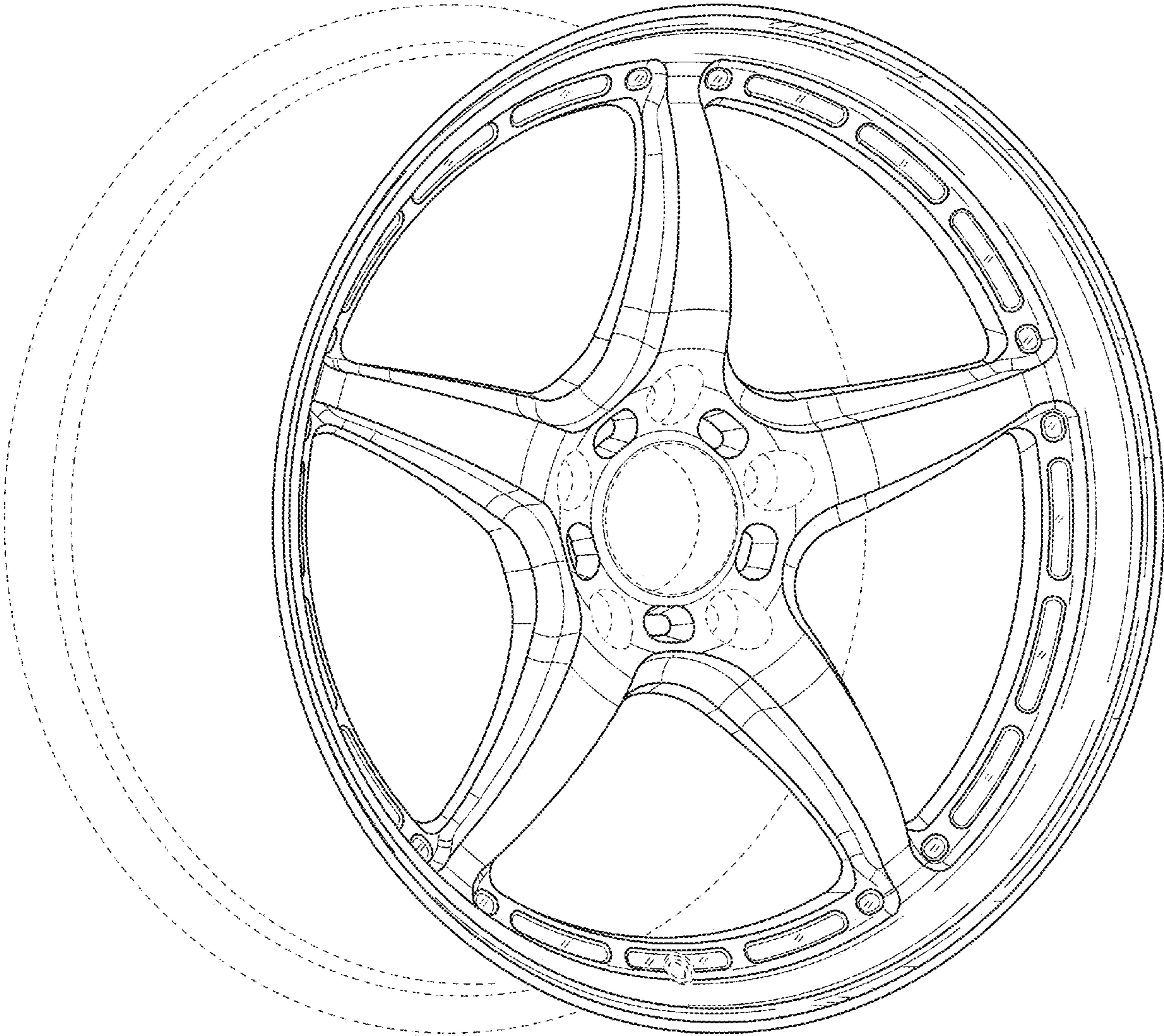


FIGURE 1

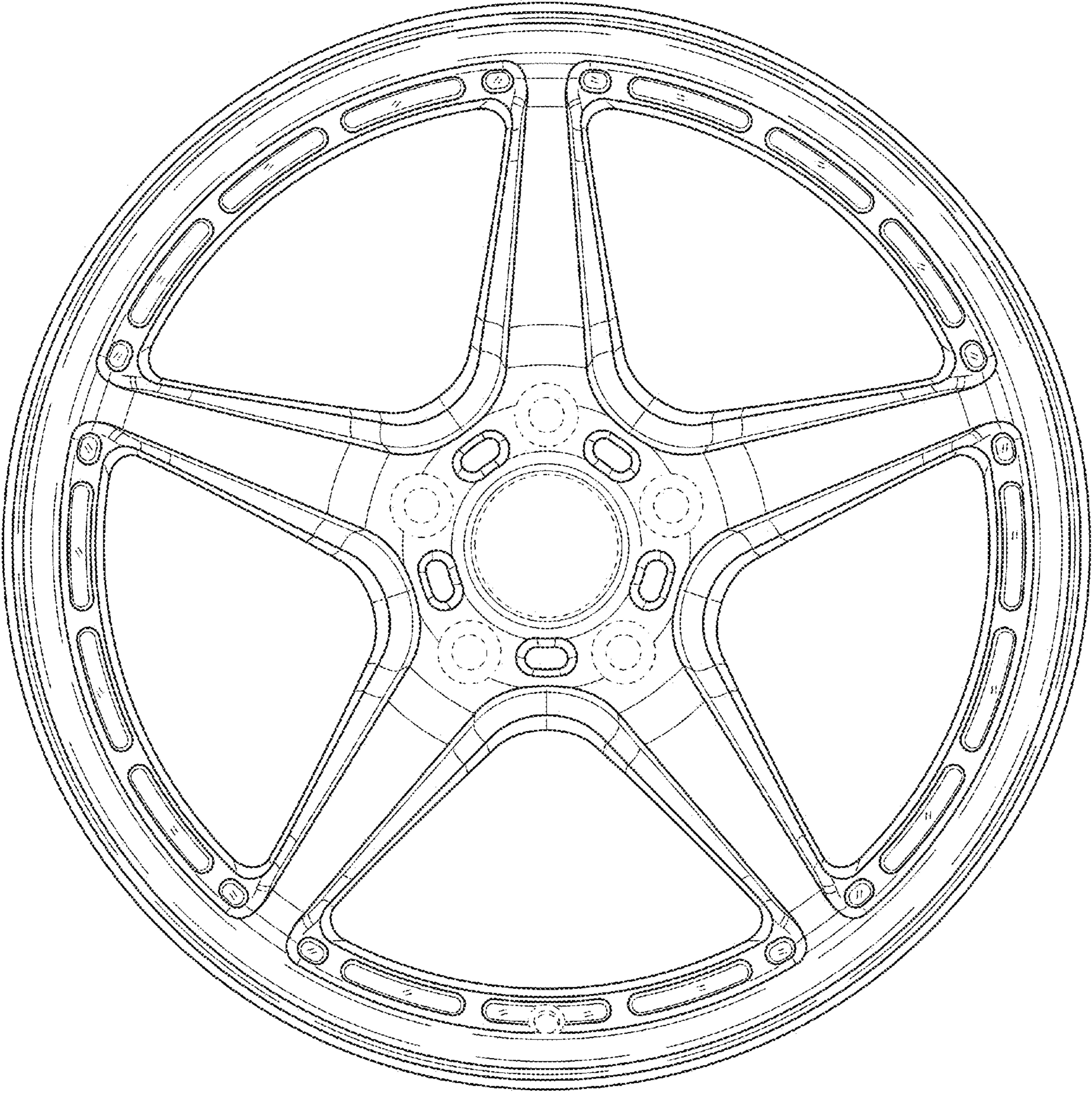


FIGURE 2