



US00D940022S

(12) **United States Design Patent**
Duggan

(10) **Patent No.:** **US D940,022 S**

(45) **Date of Patent:** **** Jan. 4, 2022**

- (54) **FOLDING WINDOW PANEL**
- (71) Applicant: **Jet Shades, LLC**, Jupiter, FL (US)
- (72) Inventor: **Kevin J. Duggan**, Jupiter, FL (US)
- (73) Assignee: **JET SHADES, LLC**, Jupiter, FL (US)
- (**) Term: **15 Years**
- (21) Appl. No.: **29/743,718**
- (22) Filed: **Jul. 23, 2020**
- (51) **LOC (13) Cl.** **12-16**
- (52) **U.S. Cl.**
USPC **D12/183**
- (58) **Field of Classification Search**
USPC D12/183, 182, 190, 191, 401, 404
CPC B60J 3/0204; B60J 1/2002; B60J 1/2005;
B60J 1/20; B60J 3/0208; B60J 3/02
See application file for complete search history.

- D895,494 S * 9/2020 BerTrand D12/183
- D904,949 S * 12/2020 Rago D12/183
- D910,515 S * 2/2021 Patel D12/183
- D922,282 S * 6/2021 Catuzza D12/183

* cited by examiner

Primary Examiner — Katrina A Betton
(74) *Attorney, Agent, or Firm* — Barlow, Josephs & Holmes, Ltd.; Stephen J. Holmes

(57) **CLAIM**

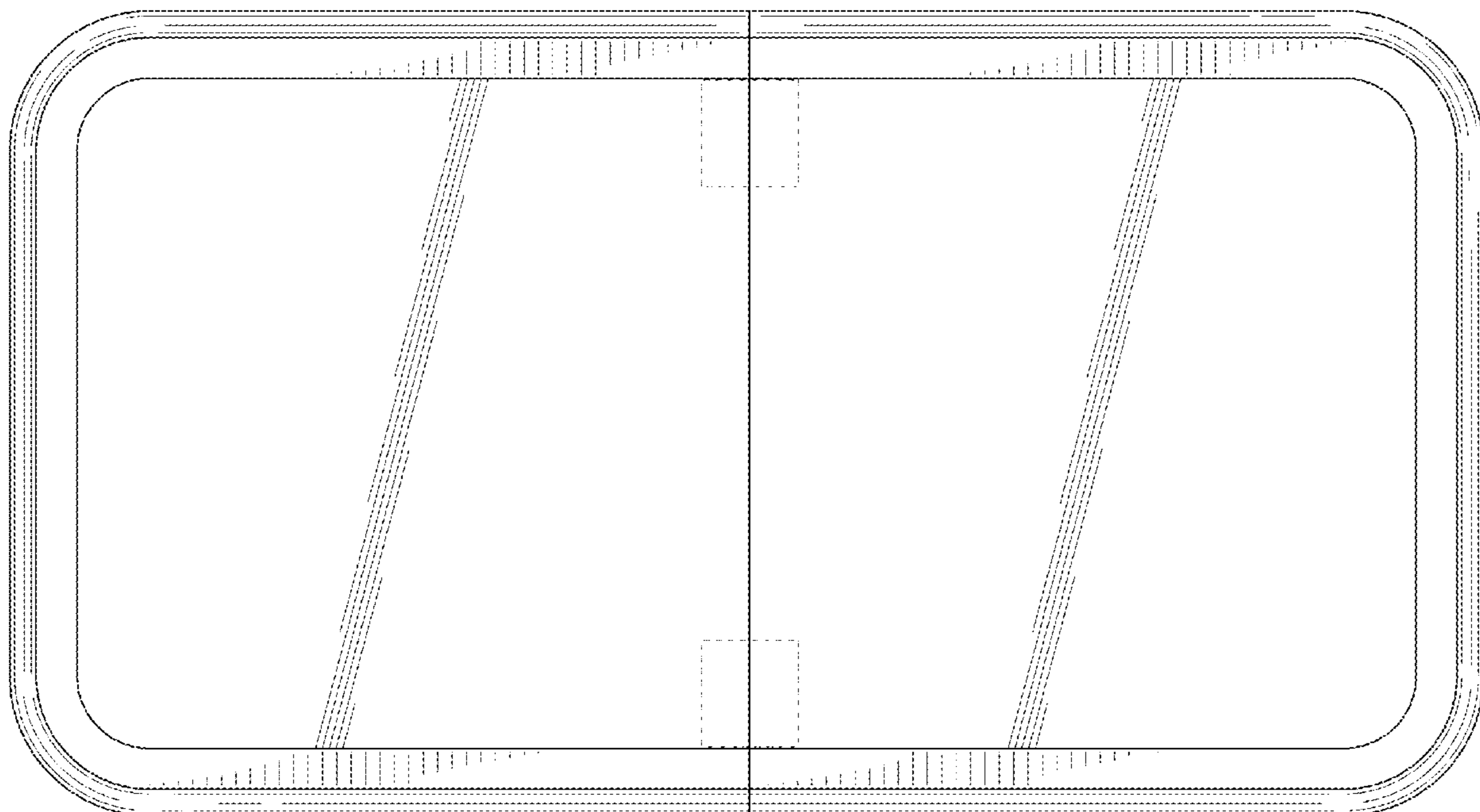
The ornamental design for a folding window panel, as shown and described.

DESCRIPTION

FIG. 1 is a perspective view of a folding window panel in accordance with the present design;
FIG. 2 is front view thereof;
FIG. 3 is a rear view thereof;
FIG. 4 is a top view thereof;
FIG. 5 is a bottom view thereof;
FIG. 6 is a left side view;
FIG. 7 is a right side view; and,
FIG. 8 is another rear view showing the folding window panel in a folded configuration.
The broken line elements in the figures form no part of the claimed design.

1 Claim, 6 Drawing Sheets

- (56) **References Cited**
U.S. PATENT DOCUMENTS
- D778,794 S * 2/2017 Bouie D12/183
- D791,656 S * 7/2017 Nguyen D12/183
- D793,308 S * 8/2017 Lewis D12/183
- D797,622 S * 9/2017 Taylor D12/183
- D801,244 S * 10/2017 Shu D12/183
- D813,767 S * 3/2018 Mulokandov D12/183
- D828,253 S * 9/2018 Mao D12/183
- D879,689 S * 3/2020 Holt D12/183
- D886,696 S * 6/2020 Holt D12/183



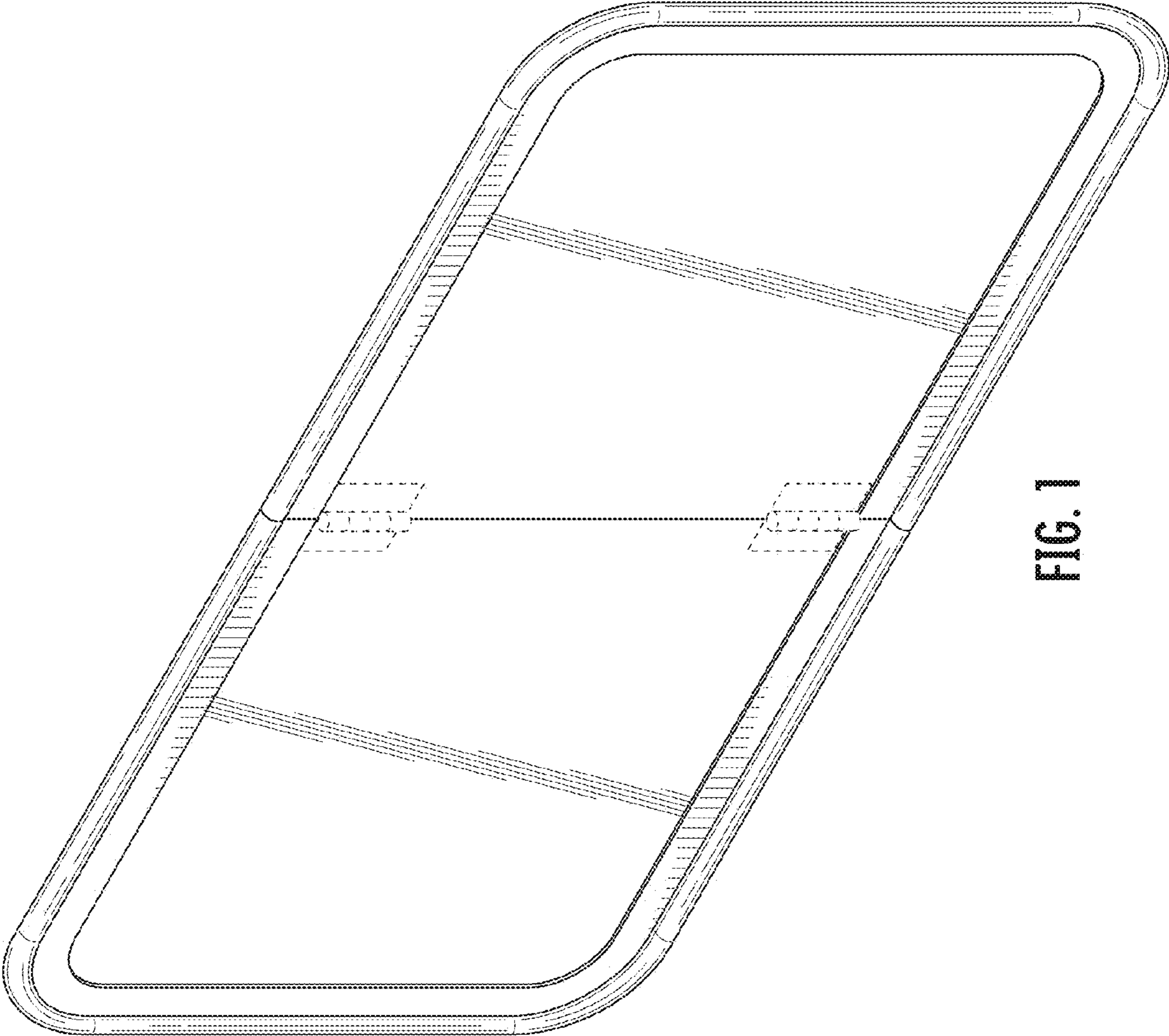


FIG. 1

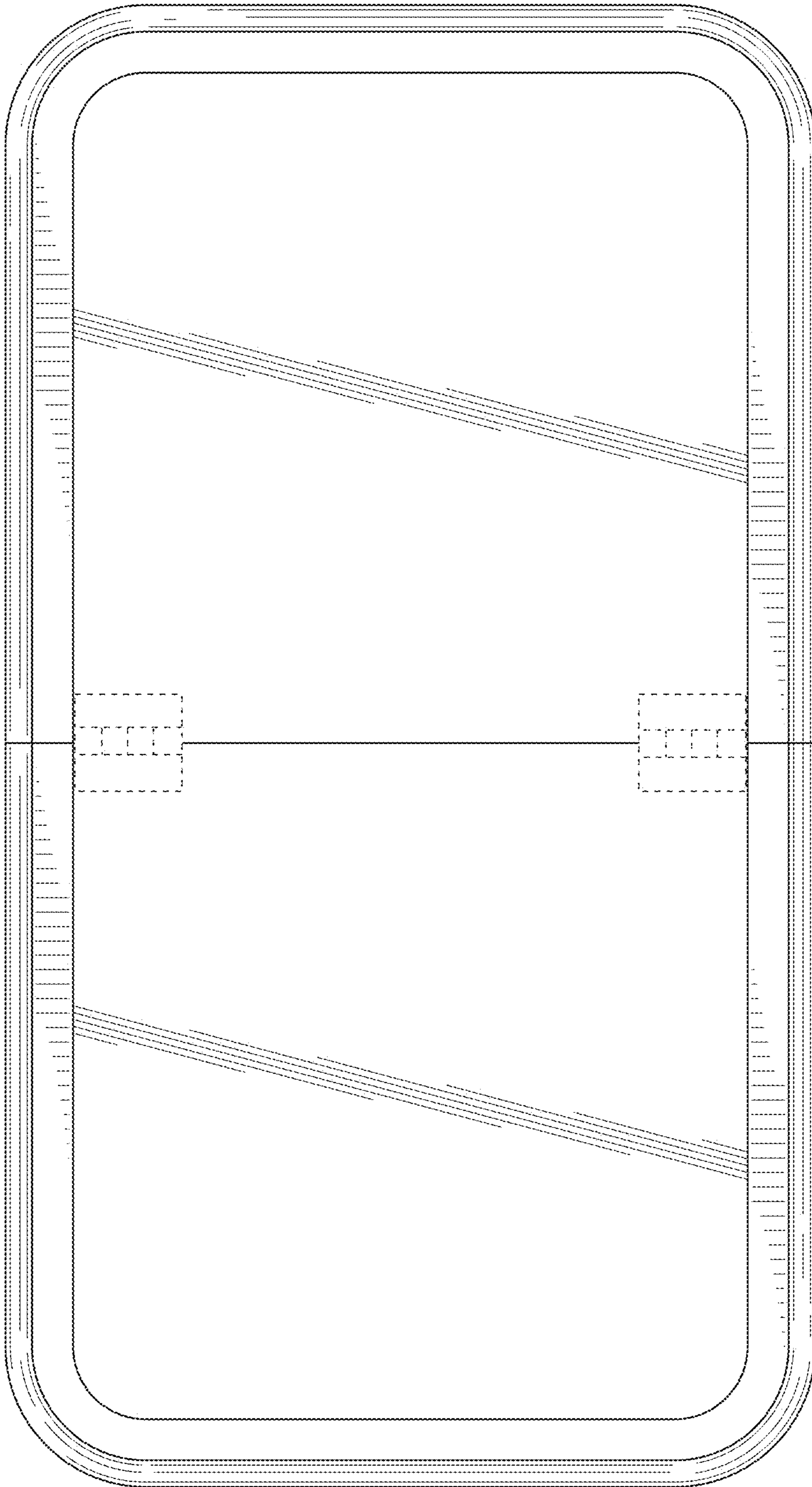


FIG. 2

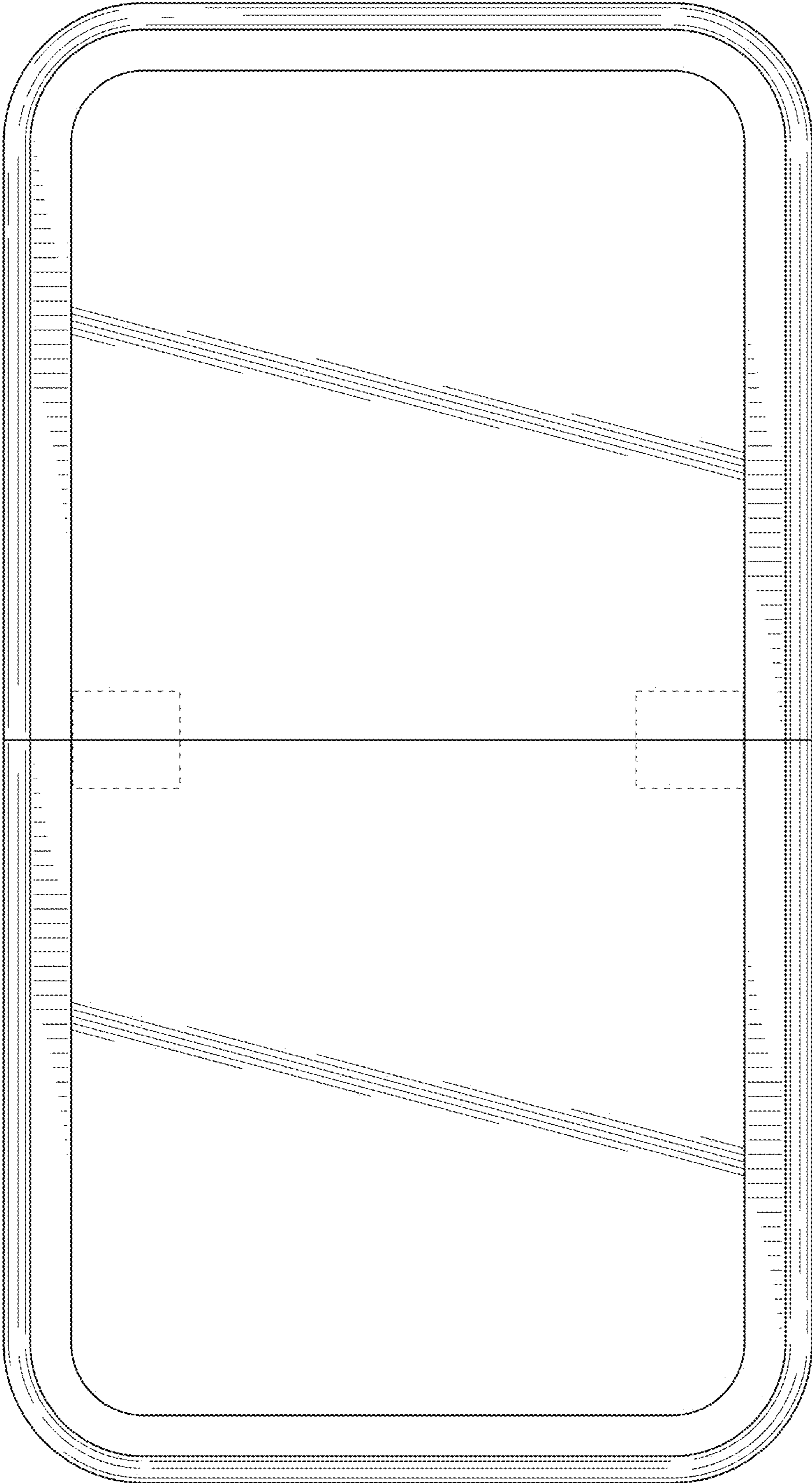


FIG. 3

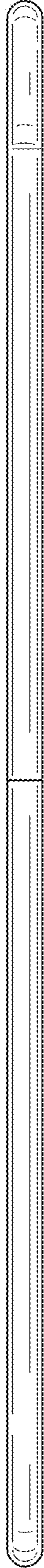


FIG. 4




FIG. 5




FIG. 6

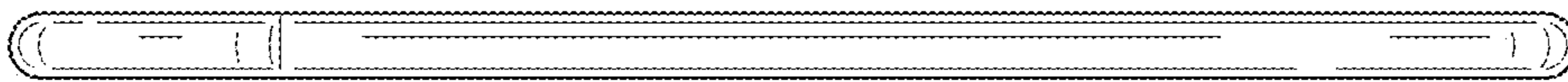


FIG. 7

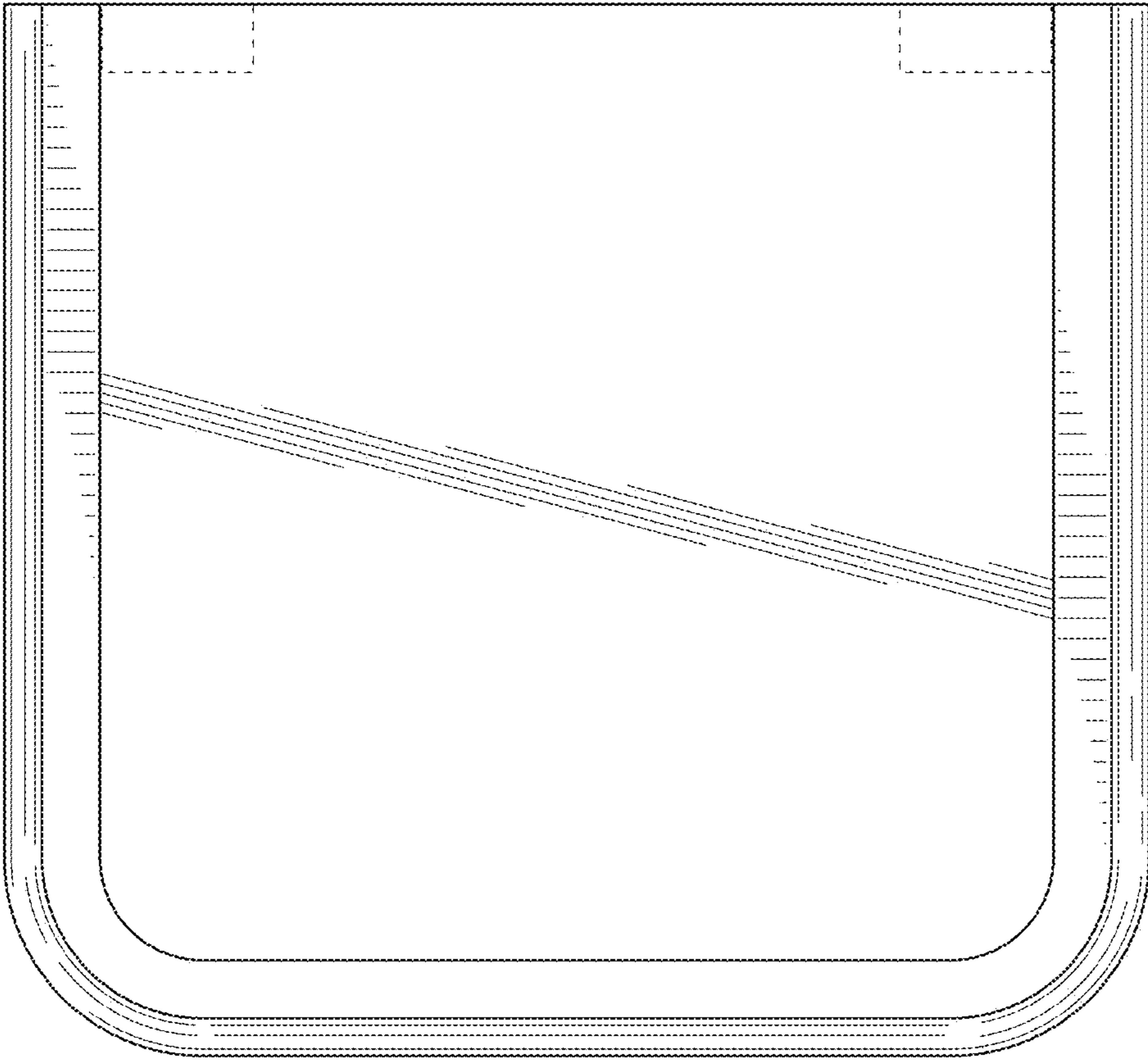


FIG. 8