



US00D940017S

(12) **United States Design Patent** (10) **Patent No.:** **US D940,017 S**  
**Utsunomiya et al.** (45) **Date of Patent:** **\*\* Jan. 4, 2022**

(54) **FRONT BUMPER FOR AUTOMOBILE**

(71) Applicant: **Nissan Motor Co., Ltd.**, Kanagawa (JP)

(72) Inventors: **Takashi Utsunomiya**, Kanagawa (JP); **Masato Koyama**, Kanagawa (JP)

(73) Assignee: **Nissan Motor Co., Ltd.**, Yokohama (JP)

(\*\*) Term: **15 Years**

(21) Appl. No.: **29/731,424**

(22) Filed: **Apr. 15, 2020**

(30) **Foreign Application Priority Data**

Oct. 16, 2019 (JP) ..... 2019-023106

(51) **LOC (13) Cl.** ..... **12-16**

(52) **U.S. Cl.**  
USPC ..... **D12/169**

(58) **Field of Classification Search**  
USPC ..... D12/82, 85, 86, 88, 89, 90, 91, 92, 93,  
D12/96, 98, 99, 101, 102, 106, 163, 164,  
D12/165, 166, 167, 169, 170, 171, 172,  
D12/173, 181, 184, 185, 190, 192, 196,  
D12/216, 223, 400; D21/533, 548, 552,  
D21/561

CPC ..... B60R 19/00; B60R 19/02; B60R 19/04;  
B60R 19/16; B60R 19/18; B60R 19/24;  
B60R 19/26; B60R 19/44; B60R 19/48;  
B60R 19/52; B60R 19/56; B60R  
2019/007; B60R 2019/522; B60R  
2019/525; B60R 2019/527; B60R  
2019/1886; B62D 25/02; B62D 25/08;  
B62D 25/16; B60K 11/08; B60K 11/085

See application file for complete search history.

(56) **References Cited**

**U.S. PATENT DOCUMENTS**

D614,089 S \* 4/2010 Ectors ..... D12/169  
D631,406 S \* 1/2011 Kuze ..... D12/169

D633,834 S \* 3/2011 Matei ..... D12/169  
D673,087 S \* 12/2012 Hotta ..... D12/169  
D675,135 S \* 1/2013 Hara ..... D12/169  
D680,478 S \* 4/2013 Munakata ..... D12/169  
D708,997 S \* 7/2014 Koizumi ..... D12/169  
D717,219 S \* 11/2014 Murakawa ..... D12/169  
D721,305 S \* 1/2015 George ..... D12/169

(Continued)

**OTHER PUBLICATIONS**

Nissan Ariya, Published date unavailable [online], [retrieved on Aug. 20, 2021]. Retrieved from the Internet: <https://www.nissanus.com/ariya.html> (Year: 2021).\*

*Primary Examiner* — Christian P. McLean

*Assistant Examiner* — Adam C Mager

(74) *Attorney, Agent, or Firm* — Global IP Counselors, LLP

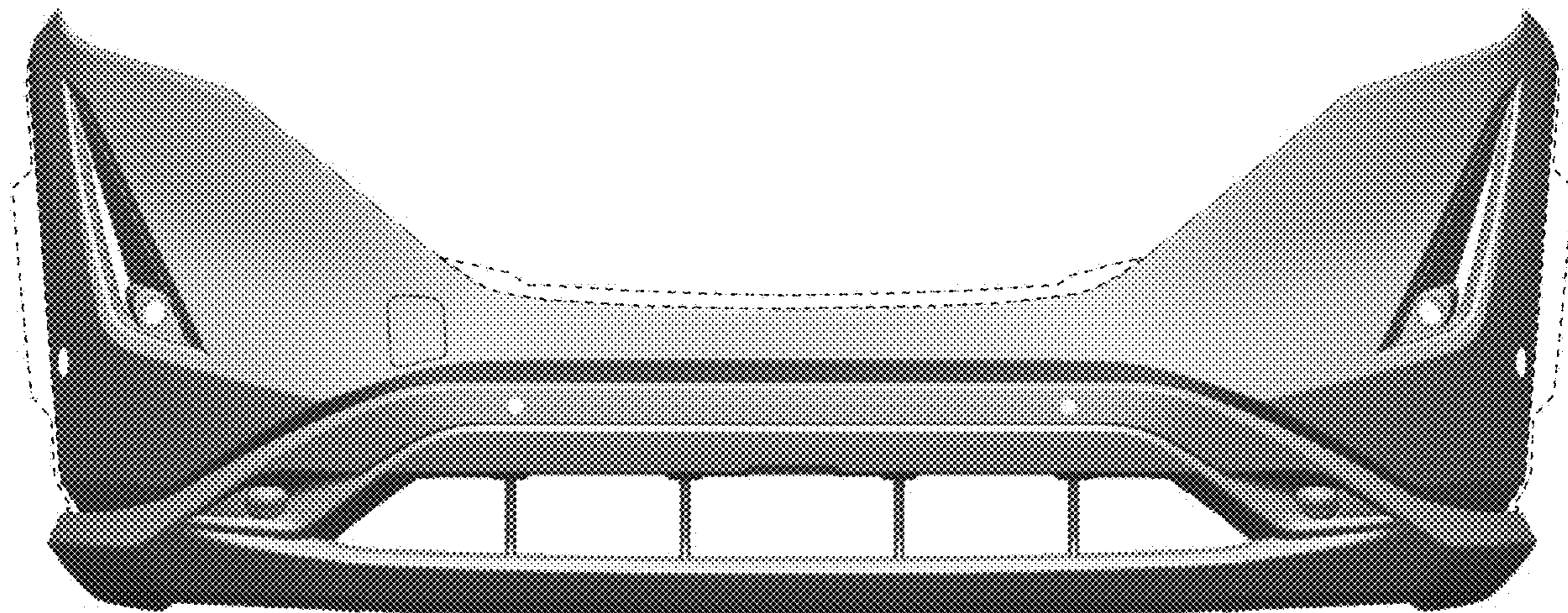
(57) **CLAIM**

The ornamental design for a front bumper for an automobile, as shown and described.

**DESCRIPTION**

FIG. 1 is a first side perspective view of a front bumper for an automobile in accordance with our new design; FIG. 2 is a second side perspective view thereof; FIG. 3 is a front elevational view thereof; FIG. 4 is a top plan view thereof; FIG. 5 is a bottom plan view thereof; FIG. 6 is a right side elevational view thereof; and, FIG. 7 is a left side elevational view thereof. The rear view of the front bumper forms no part of the claimed design. The inside surfaces and mounting surfaces of the front bumper, shown in broken lines in FIGS. 1-7, form no part of the claimed design since these surfaces are hidden when the front bumper is mounted to the automobile.

**1 Claim, 7 Drawing Sheets**



(56)

**References Cited**

U.S. PATENT DOCUMENTS

D740,729	S	*	10/2015	Yamamoto	.....	D12/169
D761,703	S	*	7/2016	Song	.....	D12/163
D802,499	S	*	11/2017	Choi	.....	D12/169
D809,980	S	*	2/2018	Tanaka	.....	D12/169
D811,290	S	*	2/2018	Ishii	.....	D12/169
D814,993	S	*	4/2018	Minamiyama	.....	D12/169
D819,517	S	*	6/2018	Arai	.....	D12/169
D823,194	S	*	7/2018	Gueler	.....	D12/169
D824,819	S	*	8/2018	Sukegawa	.....	D12/169
D824,821	S	*	8/2018	Nakamura	.....	D12/169
D824,822	S	*	8/2018	Nakamura	.....	D12/169
D835,549	S	*	12/2018	Tamura	.....	D12/169
D839,152	S	*	1/2019	Horie	.....	D12/169
D844,506	S	*	4/2019	Morikawa	.....	D12/169
D863,150	S	*	10/2019	Krieg	.....	D12/169
D864,057	S	*	10/2019	Krieg	.....	D12/169
D887,918	S	*	6/2020	Lee	.....	D12/169
D906,906	S	*	1/2021	Bae	.....	D12/169
D915,957	S	*	4/2021	Bischoff	.....	D12/169
D927,369	S	*	8/2021	Wakabayashi	.....	D12/169
2021/0101548	A1	*	4/2021	Nieto Torres	.....	B60R 19/03
2021/0213898	A1	*	7/2021	Shiogai	.....	B62D 35/02

\* cited by examiner




FIG. 1

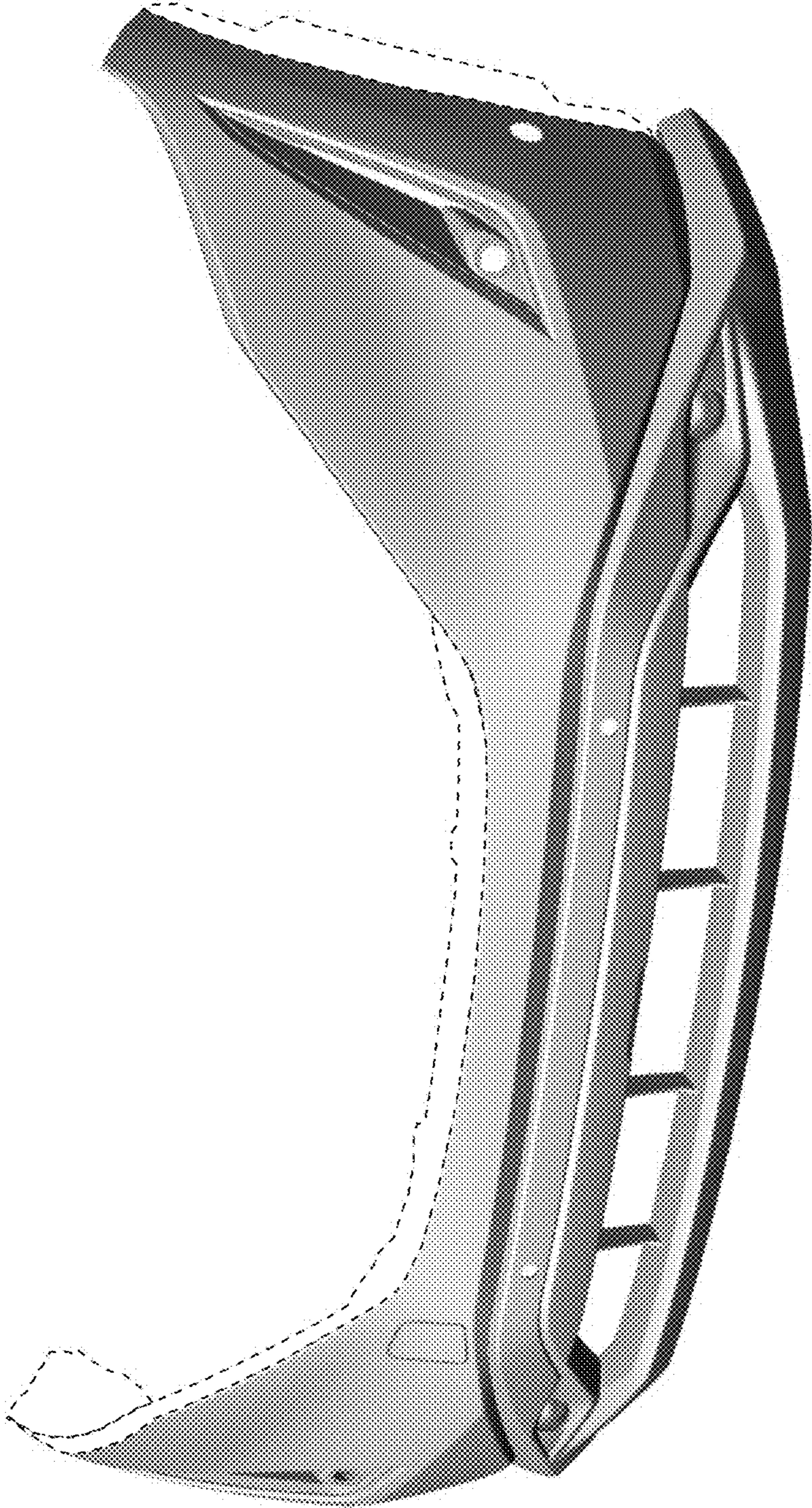


FIG. 2

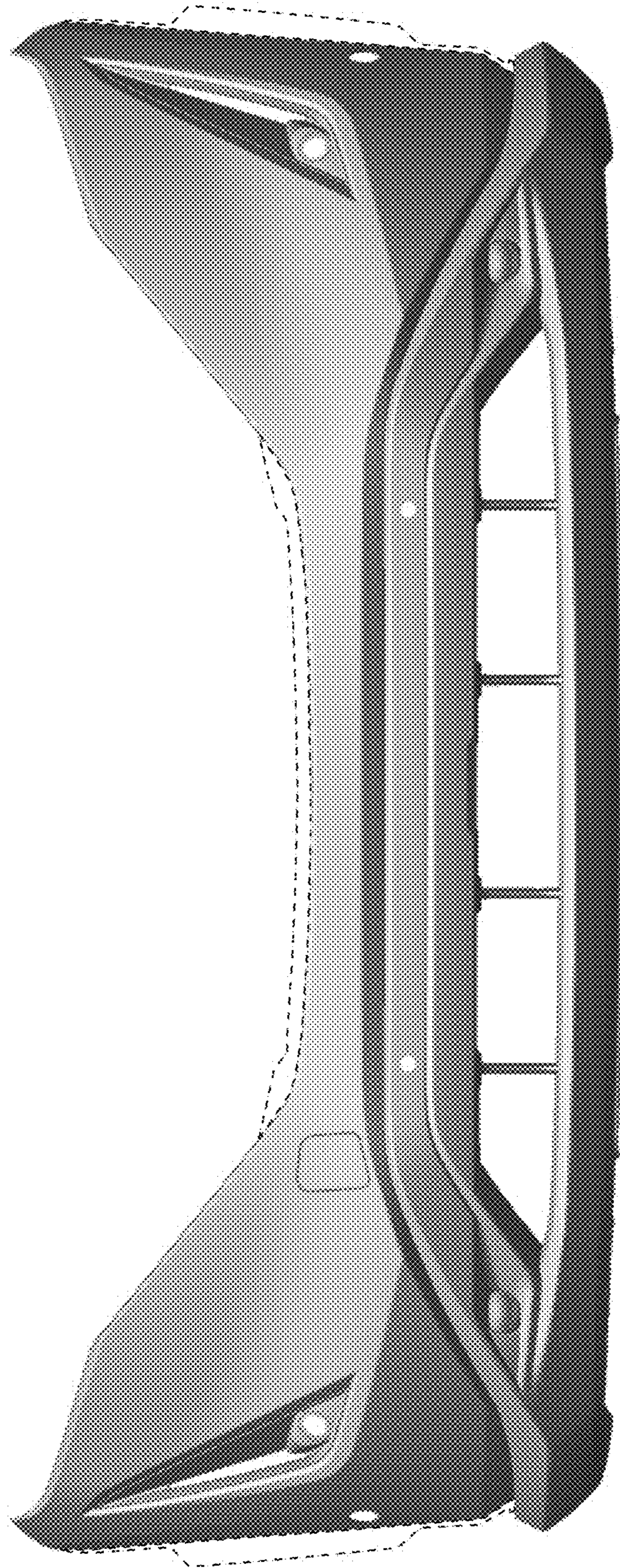
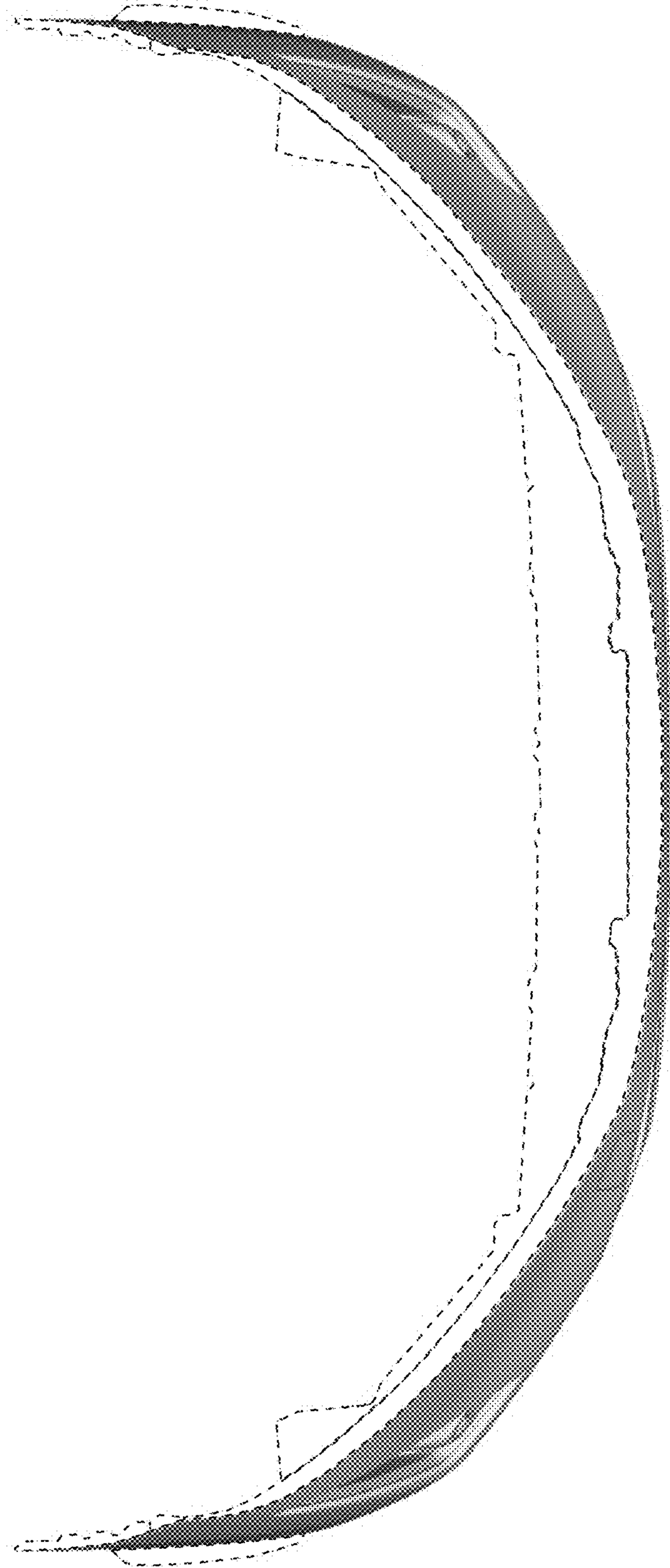


FIG. 3



**FIG. 4**




FIG. 5

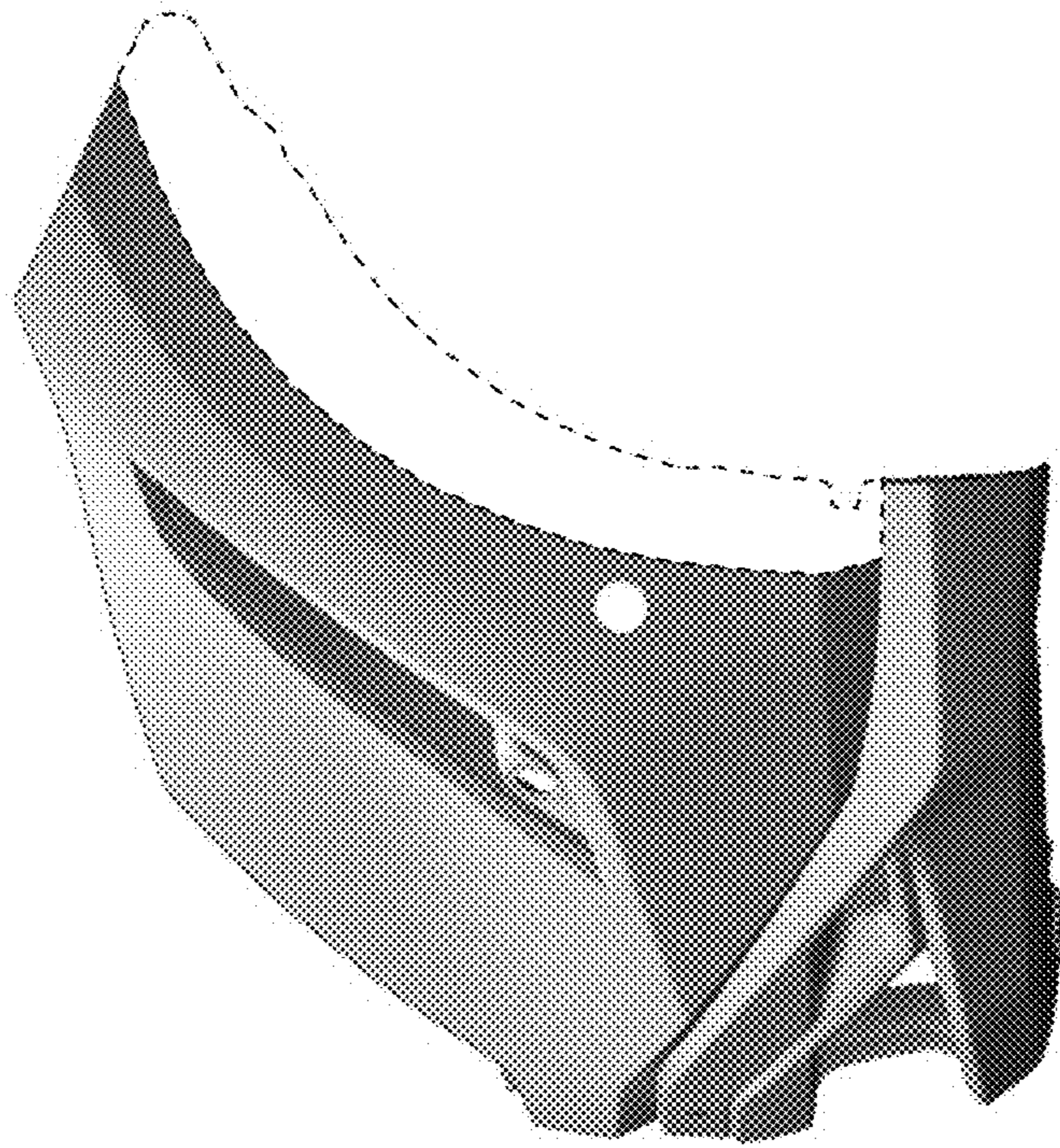



FIG. 6





**FIG. 7**