



US00D939972S

(12) **United States Design Patent** (10) **Patent No.:** **US D939,972 S**
Erbacher et al. (45) **Date of Patent:** **** Jan. 4, 2022**

(54) **THERMOSTAT**

FOREIGN PATENT DOCUMENTS

(71) Applicant: **Ademco Inc.**, Golden Valley, MN (US)

EM 002763698-0018 * 11/2015

(72) Inventors: **Jonathan Erbacher**, Minneapolis, MN (US); **Ryan Thorsen**, Minneapolis, MN (US); **Rajat Shail**, Stevensville, MI (US); **Travis J. Read**, Little Canada, MN (US)

OTHER PUBLICATIONS

Sunset Our New Favorite Smart Thermostat <https://www.sunset.com/lifestyle/tech/ces-2020-honeywell-smart-thermostat> Jan. 9, 2020 (Year: 2020).*

(Continued)

(73) Assignee: **Ademco Inc.**, Golden Valley, MN (US)

Primary Examiner — Leanne Was-Englehart

(**) Term: **15 Years**

(74) *Attorney, Agent, or Firm* — Shumaker & Sieffert, P.A.

(21) Appl. No.: **29/715,634**

(22) Filed: **Dec. 3, 2019**

(51) **LOC (13) Cl.** **10-04**

(57) **CLAIM**

(52) **U.S. Cl.**

The ornamental design for a thermostat, as shown and described.

USPC **D10/49**

(58) **Field of Classification Search**

USPC D10/46, 49, 50; D13/162, 168

CPC F24F 11/30; F24F 11/523; F24F 11/65;

F24F 2110/00; F24F 2110/10; G05D

23/1902; F23N 5/18; F23N 5/184; F23N

5/187; F23N 5/20; F23N 5/203; F23N

5/206; F23N 5/22

See application file for complete search history.

DESCRIPTION

FIG. 1 is a perspective view of a thermostat of the present design.

FIG. 2 is a front elevation view of the thermostat of FIG. 1.

FIG. 3 is a right side elevation view of the thermostat of FIG. 1.

FIG. 4 is a left side elevation view of the thermostat of FIG. 1.

FIG. 5 is a top plan view of the thermostat of FIG. 1.

FIG. 6 is a bottom plan view of the thermostat of FIG. 1;

and,

FIG. 7 is a rear elevation view of the thermostat of FIG. 1.

The broken lines in the drawings are for the purpose of illustrating portions of the thermostat that form no part of the claimed design. Surfaces forming part of the claimed design are defined by shaded surfaces. No claim is made to the texture or surface finish of the embodiments shown in the figures.

(56) **References Cited**

U.S. PATENT DOCUMENTS

D136,849 S * 12/1943 Dreyfuss D10/51

D347,584 S * 6/1994 Vogelpohl D10/49

D390,482 S * 2/1998 Pasquarette D10/50

D471,825 S * 3/2003 Peabody D10/50

D506,150 S * 6/2005 Backlund D10/50

D506,689 S * 6/2005 Backlund D10/60

D628,722 S * 12/2010 Yamamoto D26/2

8,195,313 B1 * 6/2012 Fadell G05D 23/1919

700/83

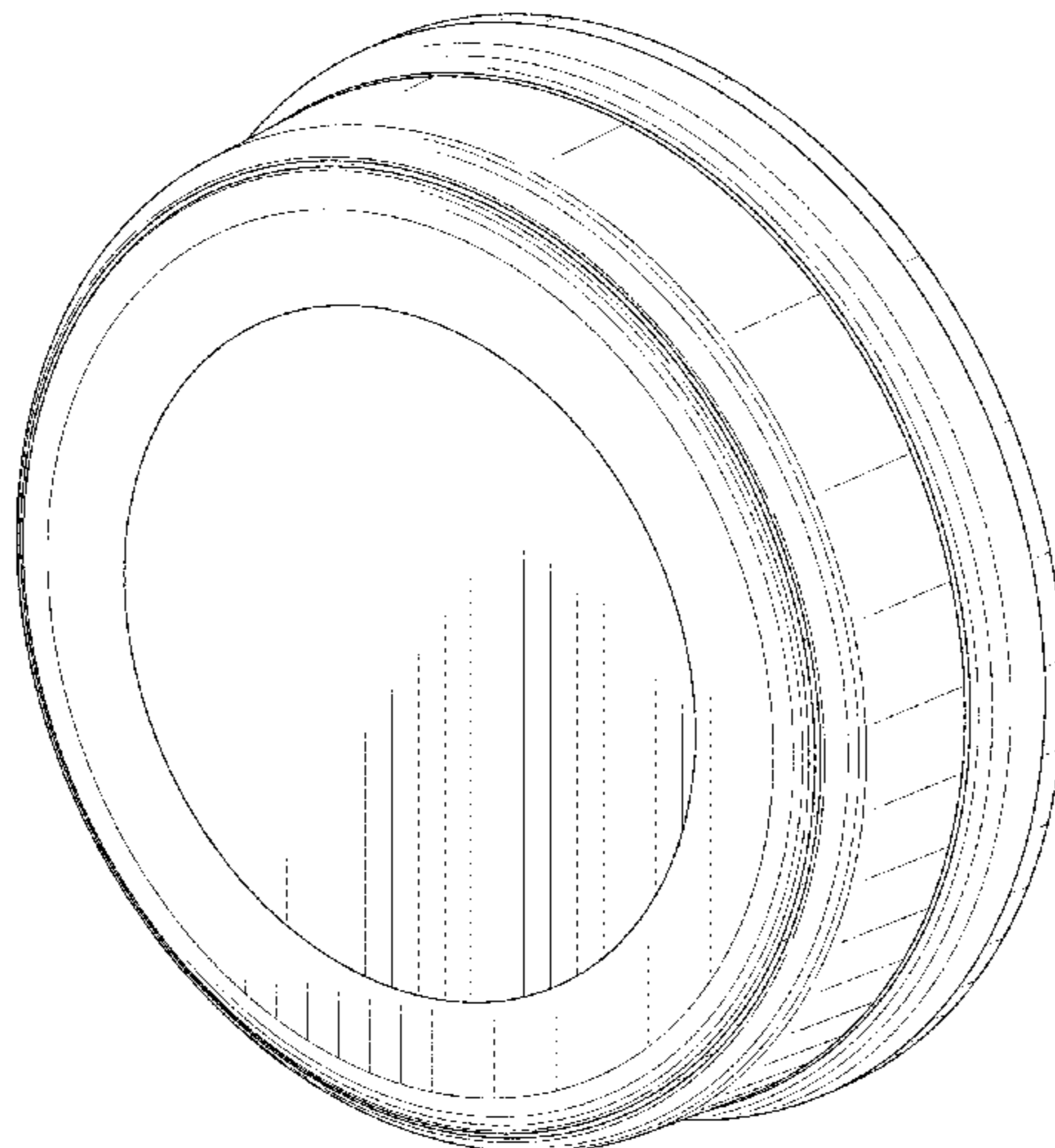
8,478,447 B2 * 7/2013 Fadell G05B 15/02

700/278

9,256,230 B2 * 2/2016 Matsuoka G05B 19/106

(Continued)

1 Claim, 7 Drawing Sheets



(56)

References Cited

U.S. PATENT DOCUMENTS

D751,538 S * 3/2016 Koehler D14/240
 D764,320 S * 8/2016 Li D10/50
 D779,977 S * 2/2017 Jacob D10/50
 D810,970 S * 2/2018 Thompson D26/26
 D812,577 S * 3/2018 Turksu D13/168
 D819,460 S * 6/2018 Fadell G06F 3/011
 D10/50
 D820,238 S * 6/2018 Boshernitzan D14/218
 D843,238 S * 3/2019 Rose D10/50
 D849,704 S * 5/2019 Kim D14/137
 D850,939 S * 6/2019 Siminoff D10/53
 D852,077 S * 6/2019 Seaberry D10/118
 D852,150 S * 6/2019 Turksu D13/183
 D868,036 S * 11/2019 Sohn D14/218
 10,502,444 B2 * 12/2019 Matsuoka G05D 23/1905
 D883,249 S * 5/2020 Arefti D14/172

D884,494 S * 5/2020 Siminoff D10/53
 D885,208 S * 5/2020 Rose D10/50
 D885,210 S * 5/2020 Siminoff D10/53
 D891,962 S * 8/2020 Siminoff D10/106.5
 D900,812 S * 11/2020 Friedman D14/357
 2012/0130547 A1 * 5/2012 Fadell G05D 23/1917
 700/276
 2013/0292481 A1 * 11/2013 Filson G05D 23/1902
 236/1 C

OTHER PUBLICATIONS

Design U.S. Appl. No. 29/715,641, filed Dec. 3, 2019, naming inventors Erbacher et al.
 Design U.S. Appl. No. 29/715,636, filed Dec. 3, 2019, naming inventors Erbacher et al.

* cited by examiner

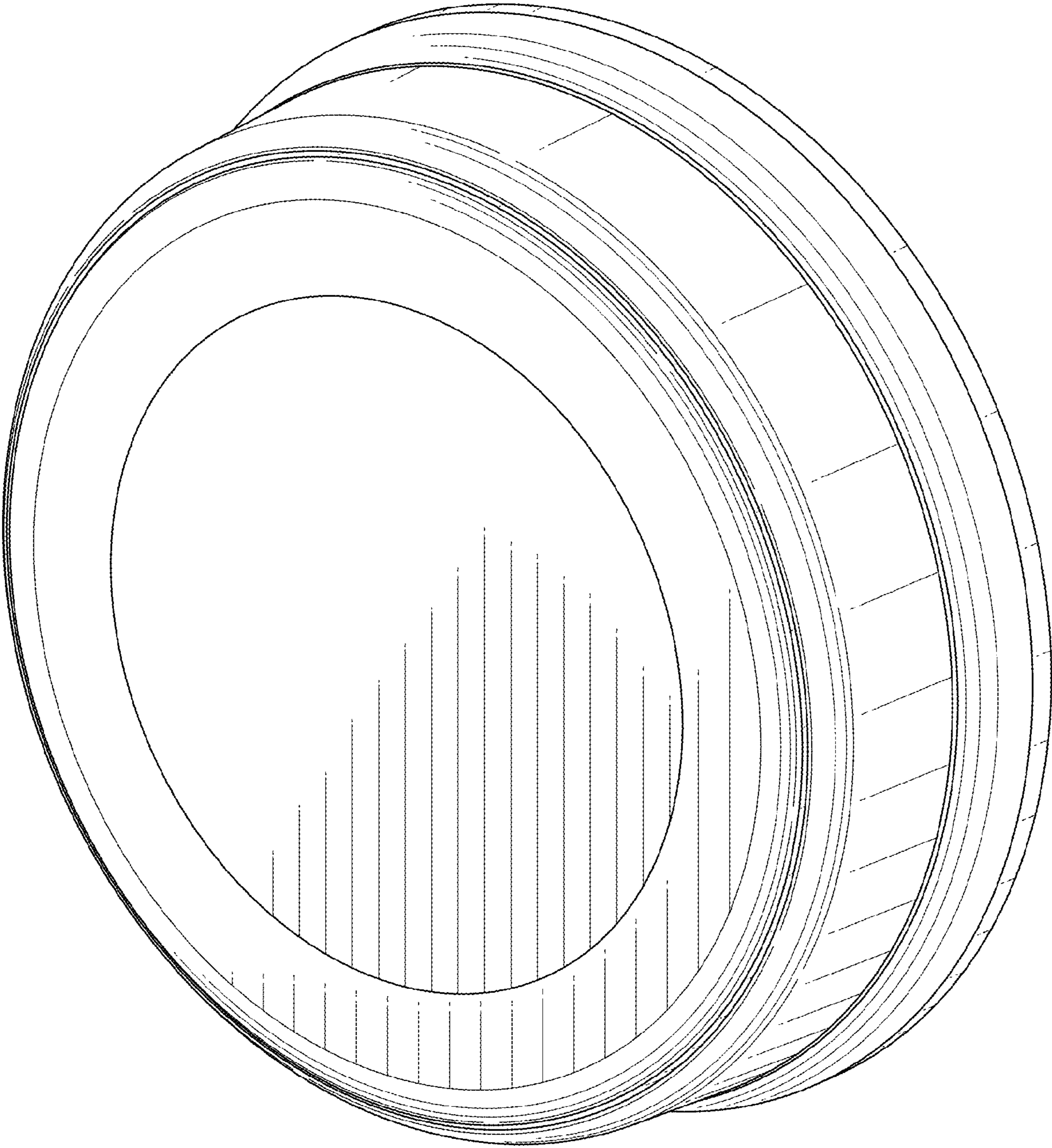


FIG. 1

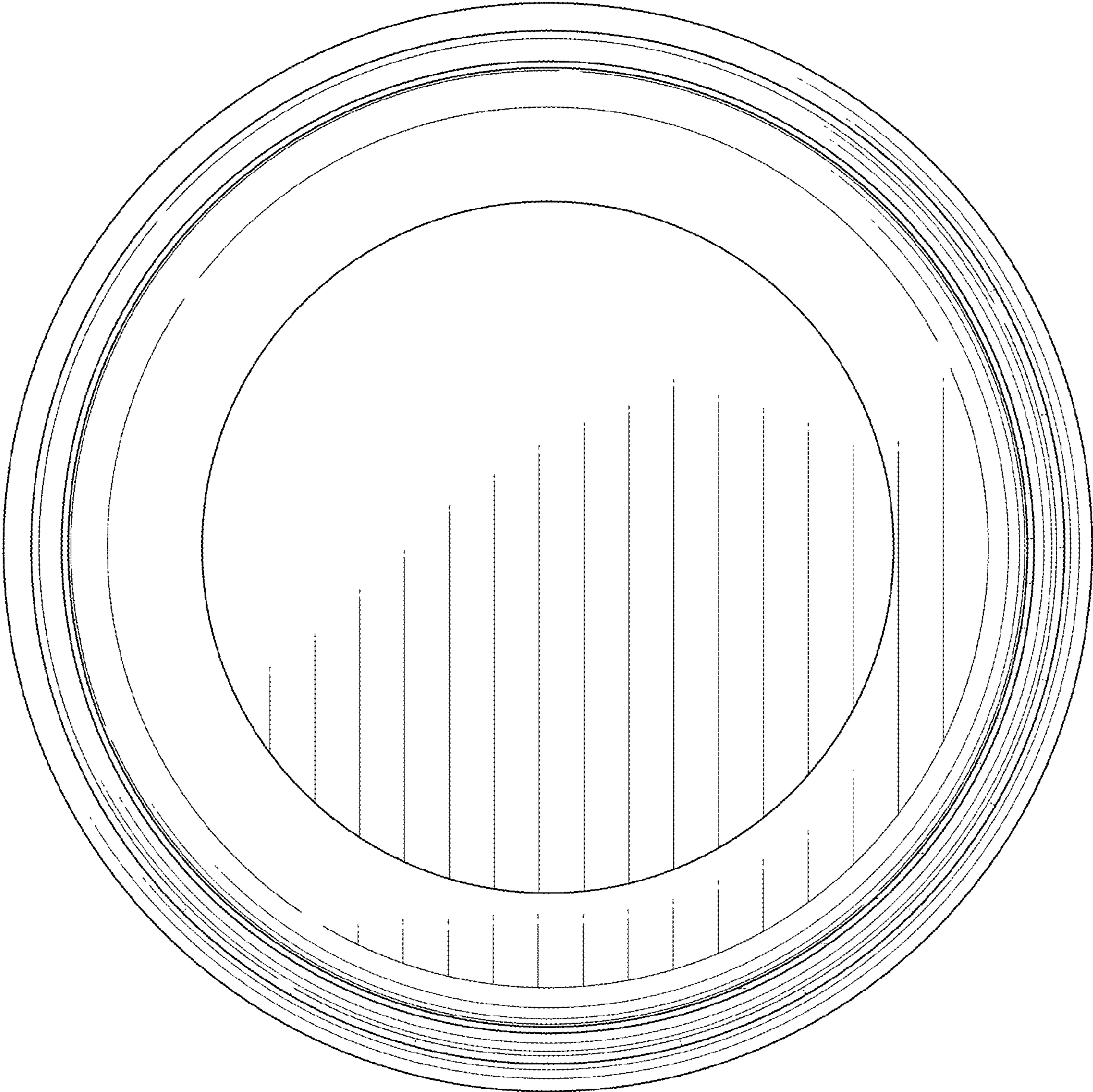


FIG. 2




FIG. 3

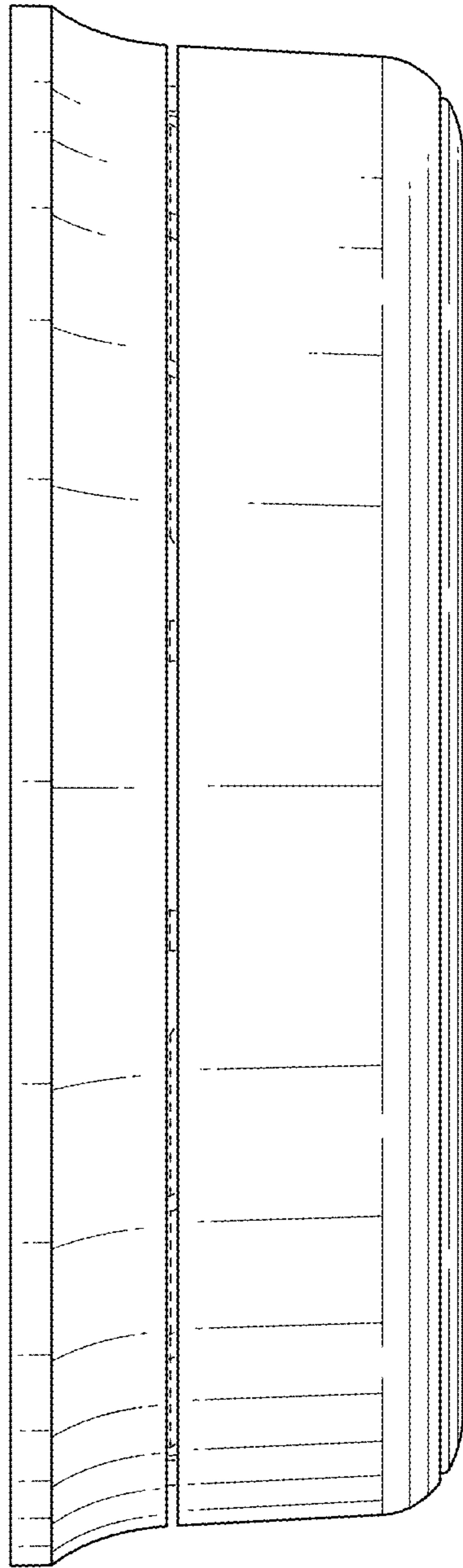


FIG. 4

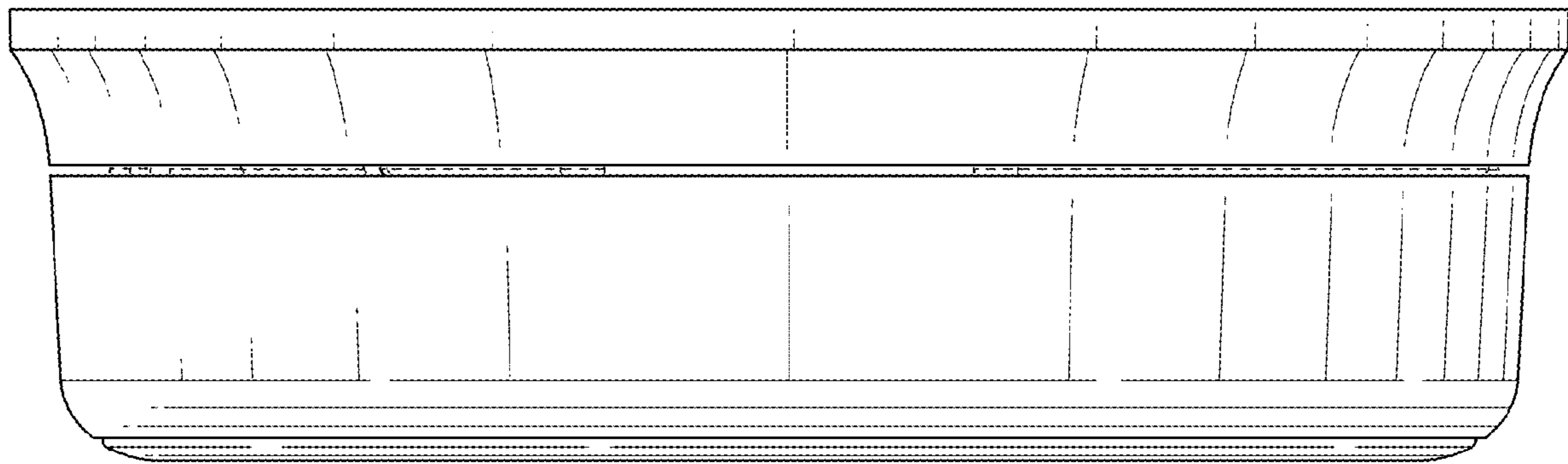


FIG. 5

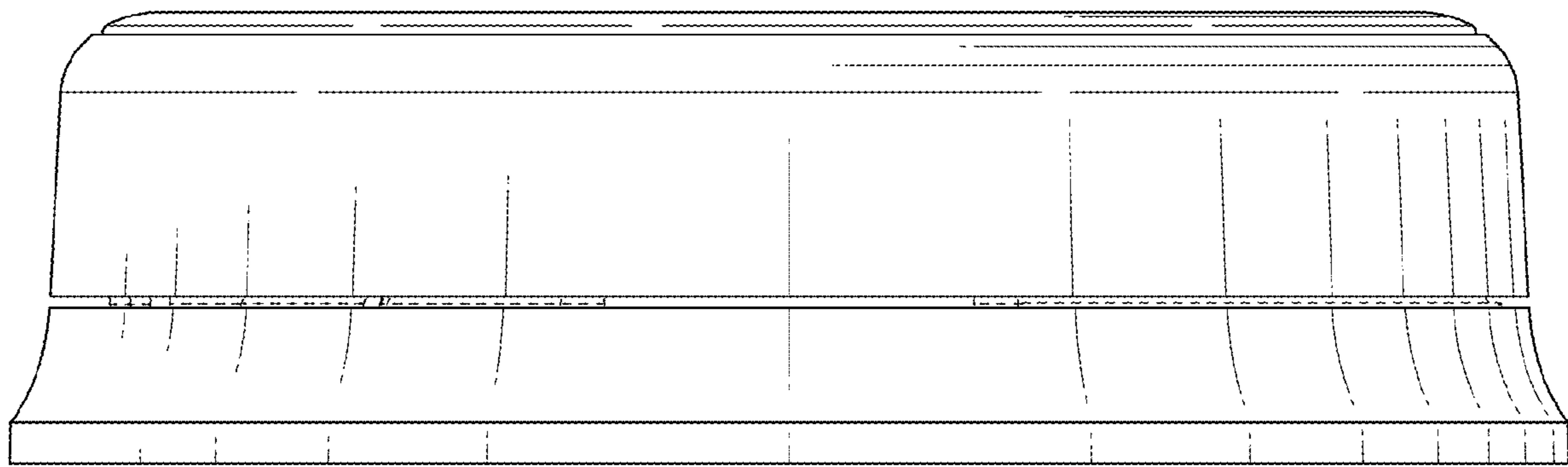


FIG. 6

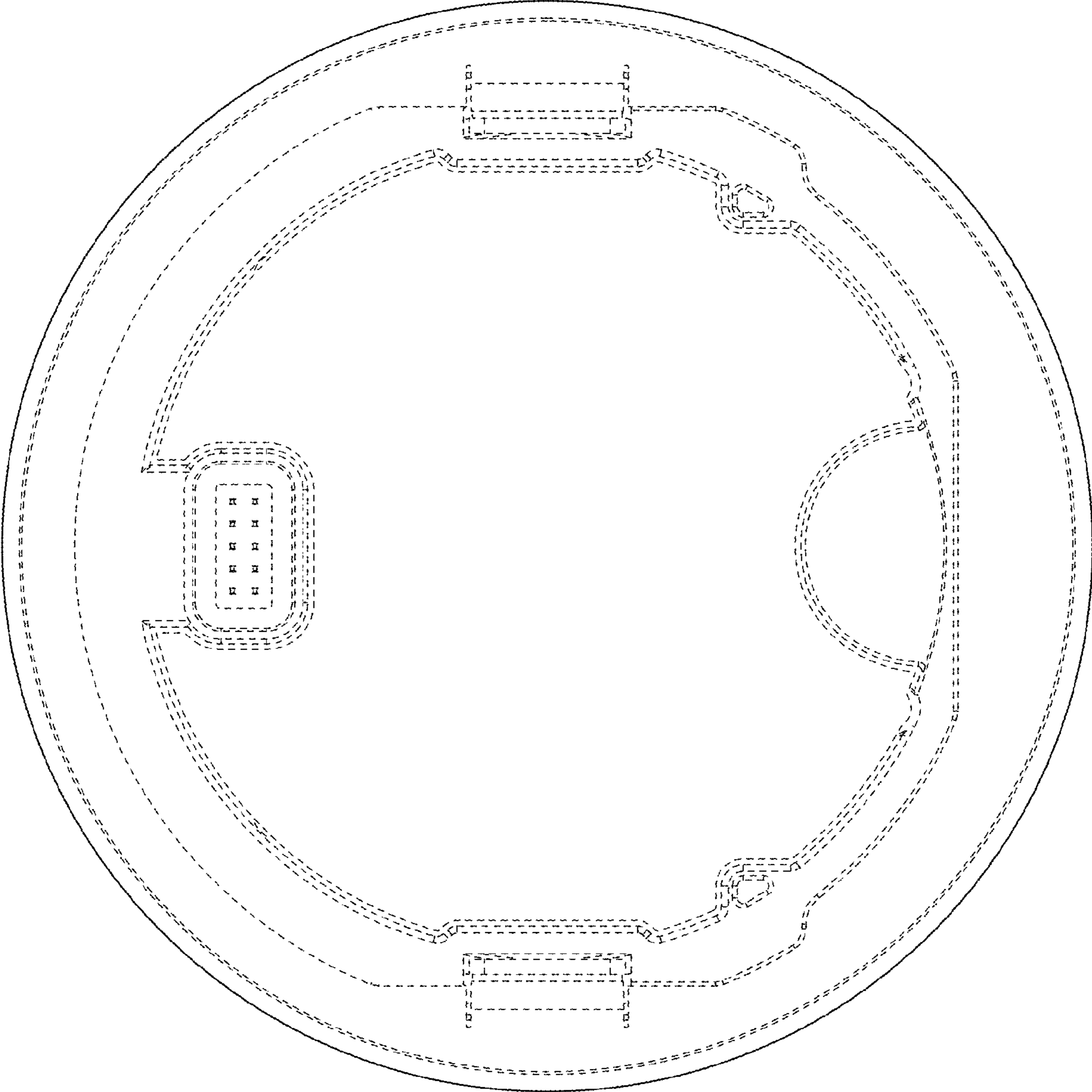


FIG. 7