



US00D939932S

(12) **United States Design Patent** (10) **Patent No.:** **US D939,932 S**
Smith (45) **Date of Patent:** **** Jan. 4, 2022**

(54) **WALL PLATE**

(56) **References Cited**

(71) Applicant: **SNAPRAYS, LLC**, Vineyard, UT (US)

U.S. PATENT DOCUMENTS

(72) Inventor: **Jeremy C. Smith**, Orem, UT (US)

D220,568 S 4/1971 Young
D271,374 S 11/1983 Butts
D283,979 S 5/1986 Arnett
4,611,264 A 9/1986 Bradley
(Continued)

(73) Assignee: **SnapRays, LLC**, Vineyard, UT (US)

(**) Term: **15 Years**

(21) Appl. No.: **29/778,909**

OTHER PUBLICATIONS

(22) Filed: **Apr. 15, 2021**

Knight; Shawn, This Brilliant Outlet Cover Plate . . . , Mar. 2015, TechSpot, Inc. <https://www.techspot.com/news/60217-brilliant-outlet-cover-plate-adds-usb-port-wall.html> (Year: 2015).

Related U.S. Application Data

(Continued)

(63) Continuation of application No. 16/538,722, filed on Aug. 12, 2019, which is a continuation of application No. 16/244,819, filed on Jan. 10, 2019, now Pat. No. 10,381,788, which is a continuation-in-part of application No. 29/676,104, filed on Jan. 8, 2019, now abandoned, which is a continuation of application No. 15/708,082, filed on Sep. 18, 2017, now Pat. No. 10,644,461, which is a continuation-in-part of application No. 15/145,749, filed on May 3, 2016, now Pat. No. 9,787,025, which is a continuation-in-part of application No. 14/549,143, filed on Nov. 20, 2014, now Pat. No. 9,362,728.

Primary Examiner — Mark A Goodwin

(51) **LOC (13) Cl.** **11-05**

(57) **CLAIM**

(52) **U.S. Cl.**

The ornamental design for a wall plate, as shown and described.

USPC **D8/353**

DESCRIPTION

(58) **Field of Classification Search**

U.S. patent application Ser. No. 16/166,965, U.S. patent application Ser. No. 29/522,404, are each hereby incorporated by reference.

USPC D8/16, 19, 350–353, 364, 366, 499, 380, D8/381; D13/125, 169, 170, 177, 103, D13/137.1–137.3, 138.2, 139.1, 139.3, D13/139.8

FIG. 1 is a perspective view of a wall plate in accordance with my new design;

FIG. 2 is a top view thereof;

FIG. 3 is a left side view thereof;

FIG. 4 is a front view thereof;

FIG. 5 is a right side view thereof; and,

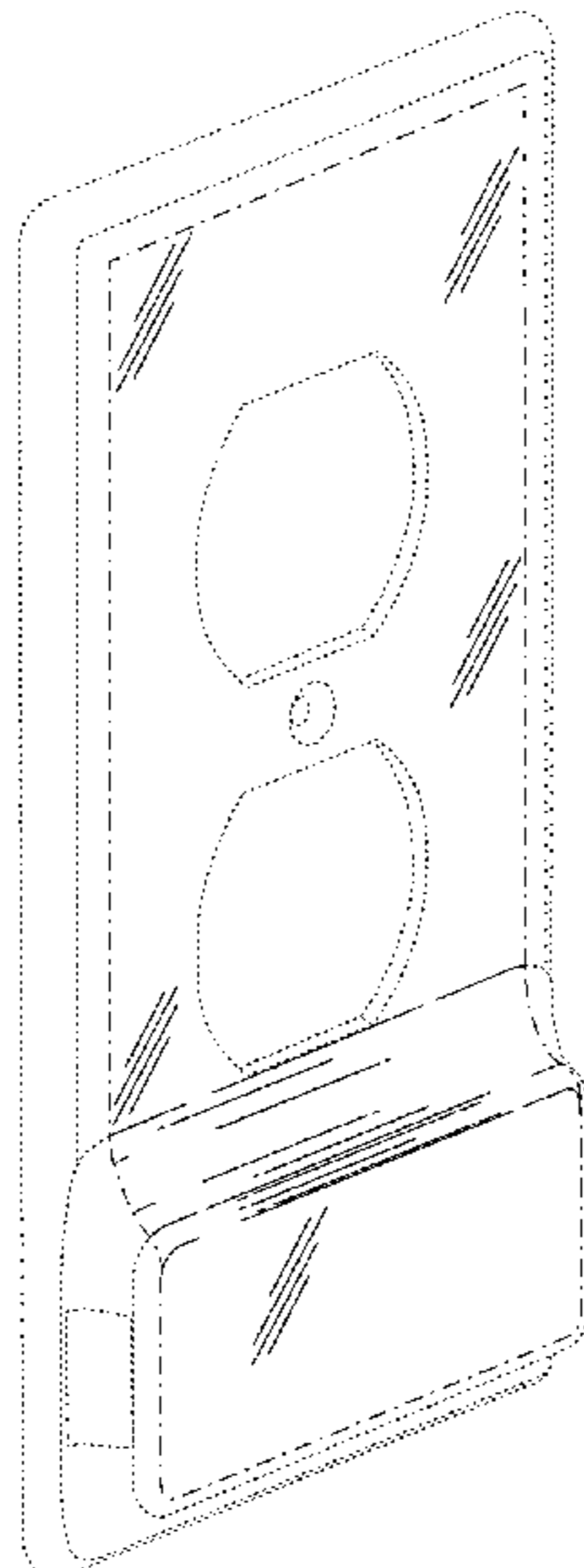
FIG. 6 is a bottom view thereof.

CPC H02G 3/14; H02G 3/081; H01R 31/06; H01R 13/447; H01R 13/717; H01H 9/16; H01H 9/18; H01H 23/04; H05B 37/0227; H05B 37/0218; H05B 33/0803

The broken lines represent portions of the wall plate that form no part of the claimed design. The dot-dash broken lines define the boundaries of the claimed design and form no part thereof. The back of the wall plate is not visible during use and forms no part of the claimed design.

See application file for complete search history.

1 Claim, 2 Drawing Sheets



(56)

References Cited

U.S. PATENT DOCUMENTS

5,195,901 A 3/1993 Correnti
 D346,361 S 4/1994 Richey
 D395,314 S * 6/1998 Oikawa D14/242
 D399,829 S 10/1998 Reed
 D402,271 S * 12/1998 Weinberg D13/177
 D407,072 S 3/1999 Gaule
 D411,734 S 6/1999 Hsiang
 D412,886 S 8/1999 Doran
 D433,000 S 10/2000 Frye
 D441,717 S 5/2001 Echito
 D443,500 S 6/2001 Luu
 D449,584 S 10/2001 Dinh
 D456,239 S 4/2002 Luu
 D460,342 S 7/2002 Luu
 D463,367 S 9/2002 Luu
 D464,865 S 10/2002 Luu
 D469,339 S 1/2003 Luu
 D484,509 S 12/2003 Frank et al.
 6,977,341 B1 12/2005 Gustaveson, II
 7,247,793 B2 7/2007 Hinkson et al.
 D562,763 S 2/2008 Kingston et al.
 D638,355 S 5/2011 Chen
 D666,471 S 9/2012 Peckham
 D676,382 S 2/2013 McSweyn
 D676,810 S 2/2013 Smith et al.

D695,693 S 12/2013 Lee
 D703,139 S 4/2014 Dohal et al.
 8,686,683 B2 4/2014 Caskey et al.
 D715,734 S 10/2014 Levy
 8,864,517 B2 10/2014 Cohen
 D731,430 S 6/2015 Segnit
 D732,474 S 6/2015 Wallach
 9,083,180 B2 7/2015 Dodal et al.
 D765,081 S 8/2016 Frank et al.
 D781,241 S 3/2017 Knight
 D783,542 S 4/2017 Marsden
 D793,846 S 8/2017 Armstrong, Jr. et al.
 D810,697 S 2/2018 Smith
 9,970,641 B2 5/2018 Mousavi
 D826,860 S 8/2018 Iaconis et al.
 D832,223 S 10/2018 Knight
 D838,671 S 1/2019 Mucaro et al.
 D839,828 S 2/2019 Byrne et al.
 D881,137 S 4/2020 Knight et al.
 D882,377 S * 4/2020 Diotte D8/353
 D907,463 S * 1/2021 Rego D8/353
 D920,079 S * 5/2021 Rego D8/353

OTHER PUBLICATIONS

Amazon.com, Bestten Side Wall Tap Outlet, Oct. 2015 (Year: 2015).

* cited by examiner

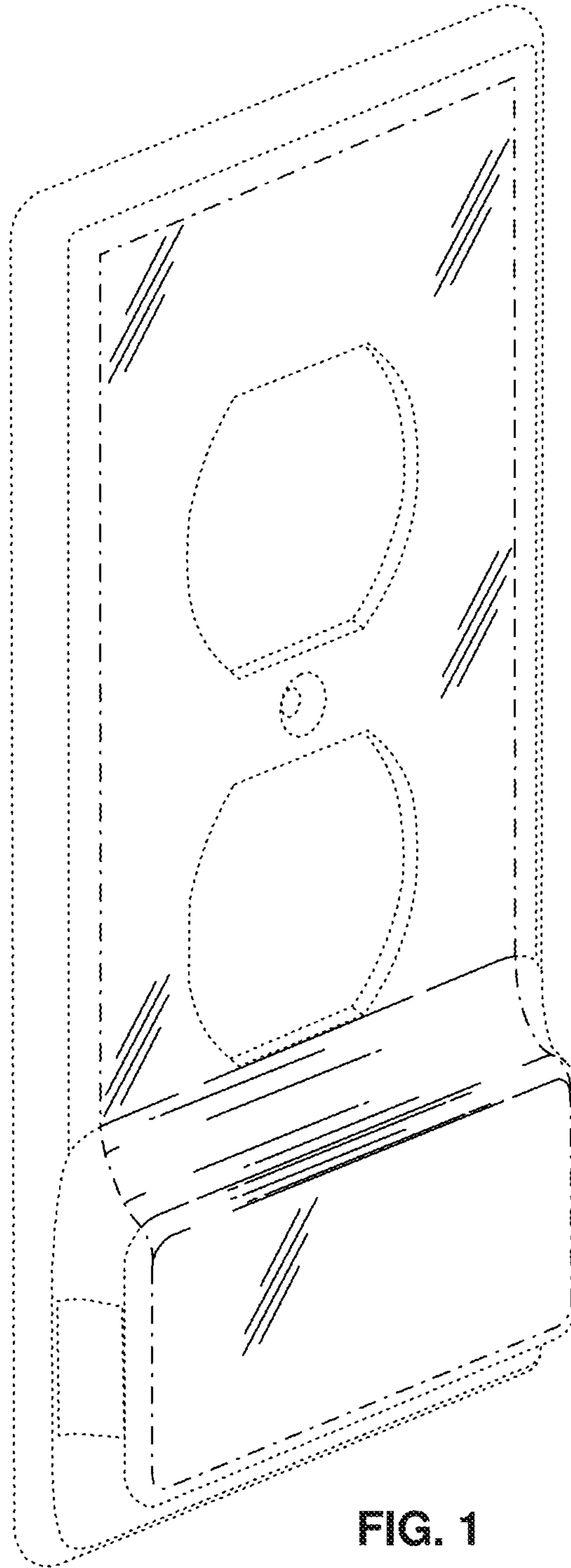


FIG. 1

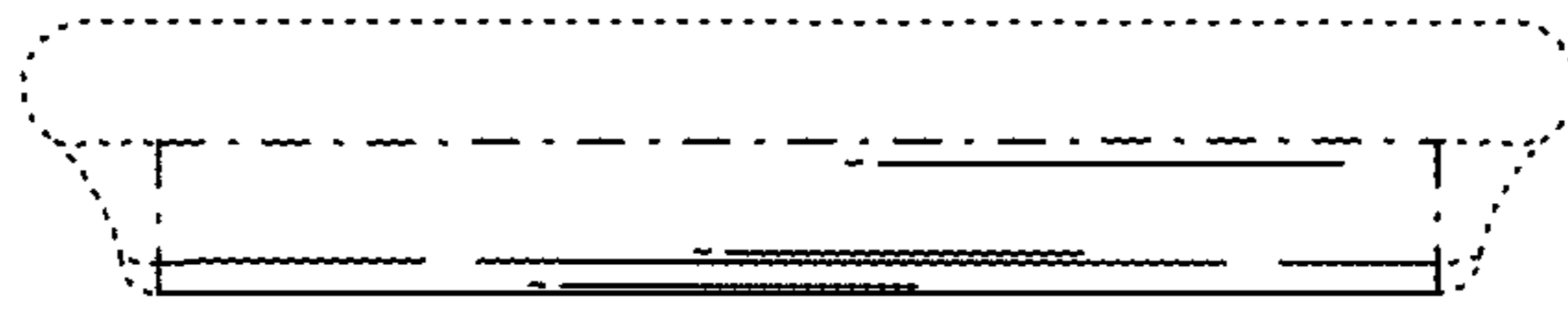


FIG. 2




FIG. 3

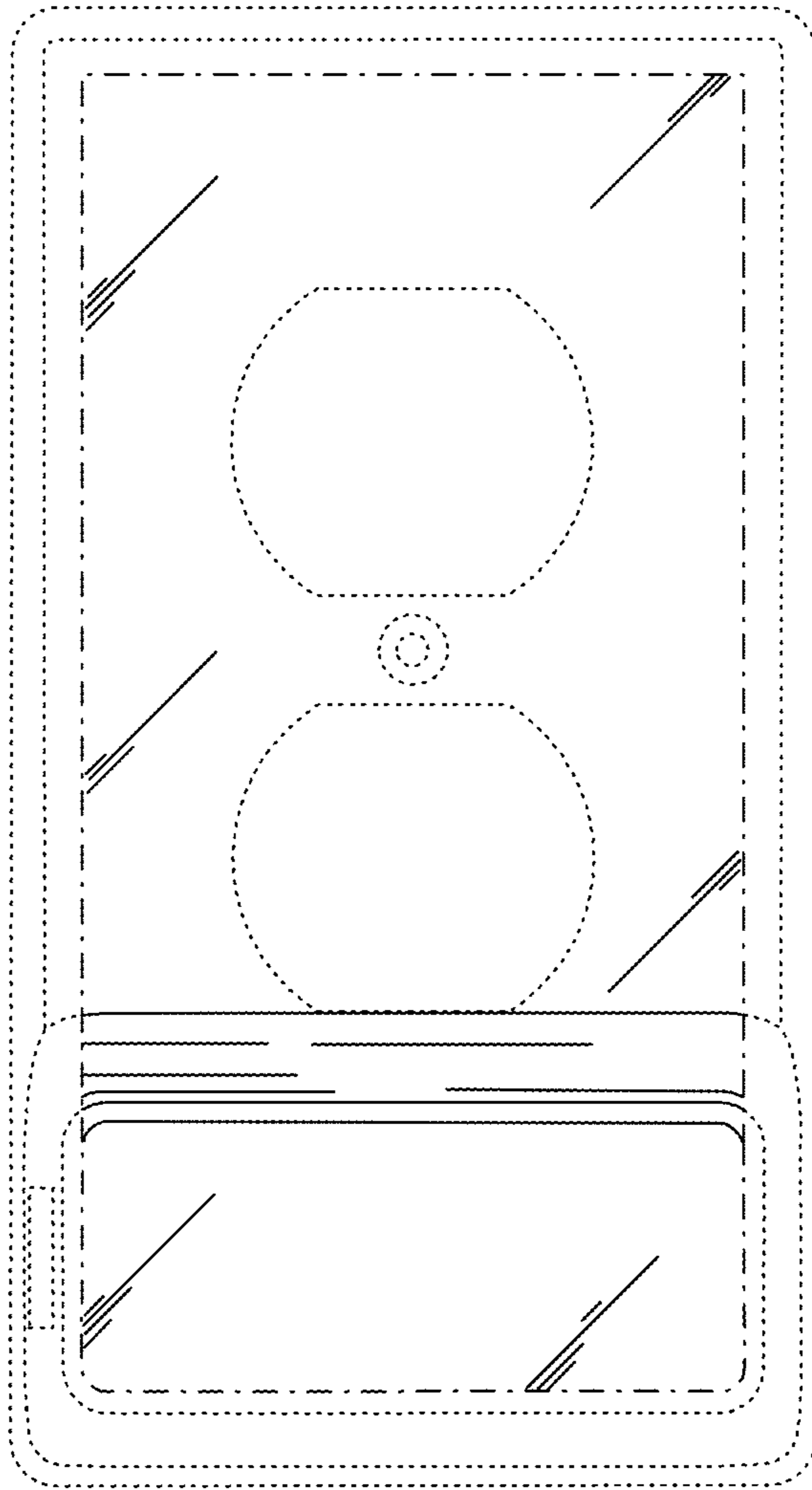


FIG. 4




FIG. 5

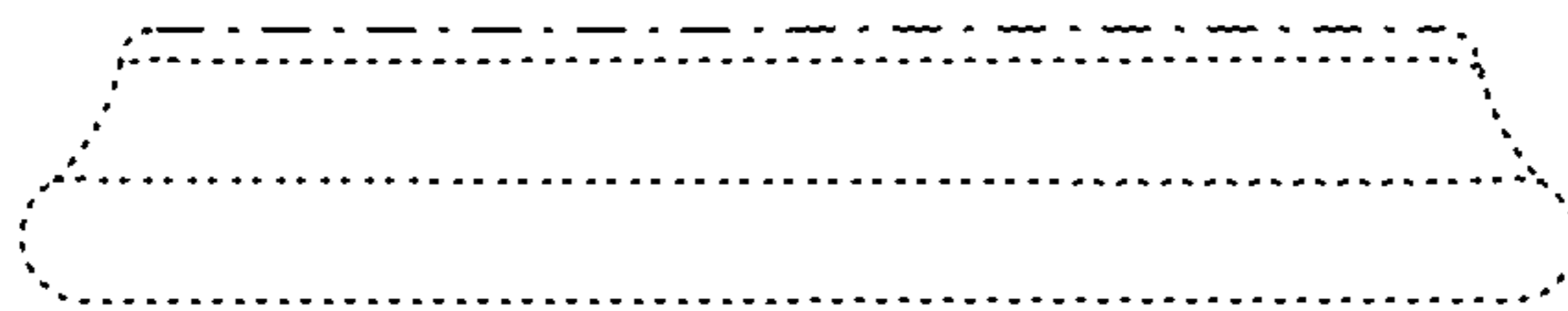


FIG. 6