



US00D939925S

(12) **United States Design Patent** (10) **Patent No.:** **US D939,925 S**
Cho (45) **Date of Patent:** **** Jan. 4, 2022**

(54) **LOCKING DEVICE FOR REMOVABLE CLOTHES BOX**

(71) Applicant: **Lifegoeson Company Corp, Seoul (KR)**

(72) Inventor: **Sung woo Cho, Seoul (KR)**

(**) Term: **15 Years**

(21) Appl. No.: **29/728,967**

(22) Filed: **Mar. 23, 2020**

(30) **Foreign Application Priority Data**

Sep. 23, 2019 (KR) 30-2019-0045456

(51) **LOC (13) Cl.** **08-07**

(52) **U.S. Cl.**
USPC **D8/331**

(58) **Field of Classification Search**
USPC D8/330, 331
CPC E05B 65/0092; E05B 65/52; E05B 69/00;
E05B 69/003; E05B 69/006
See application file for complete search history.

(56) **References Cited**

U.S. PATENT DOCUMENTS

1,988,358 A * 1/1935 Joy E05B 65/52
70/65

2,582,309 A * 1/1952 Brown E05B 65/52
292/124

2,747,908 A * 5/1956 Bennison E05B 65/52
292/241

D771,472 S * 11/2016 Gartner D8/334

D876,924 S * 3/2020 Xie D8/331

2019/0104876 A1 * 4/2019 Loures A47G 29/20

2019/0150637 A1 * 5/2019 Ahearn A47F 7/28

2021/0040778 A1 * 2/2021 Piccoli E05B 19/26

* cited by examiner

Primary Examiner — Doris Clark

(57) **CLAIM**

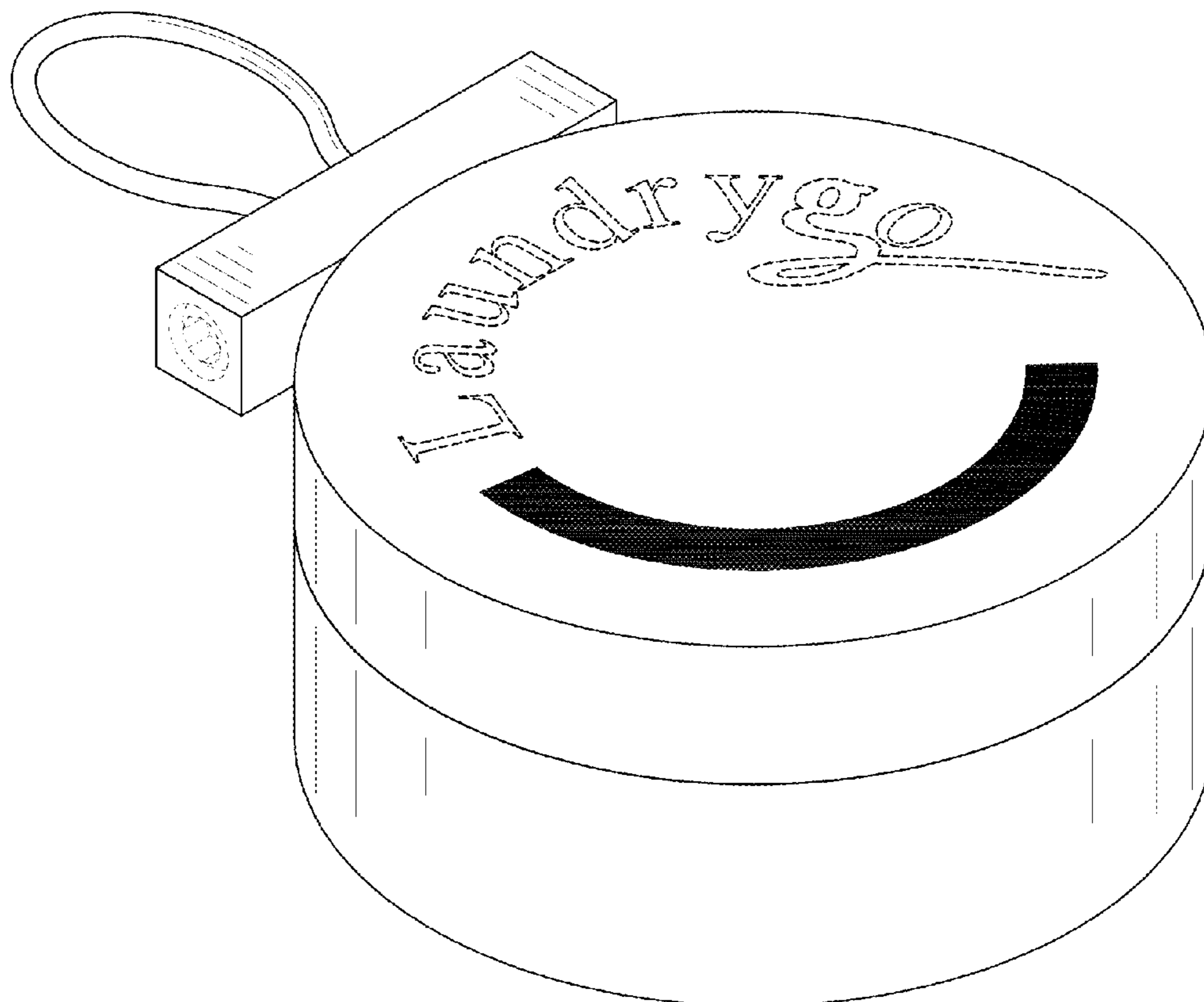
The ornamental design for a locking device for removable clothes box, as shown and described.

DESCRIPTION

FIG. 1 is a perspective view thereof;
FIG. 2 is a front elevational view of a locking device for removable clothes box showing my new design;
FIG. 3 is a right side view thereof;
FIG. 4 is a left side view thereof;
FIG. 5 is a rear elevational view thereof;
FIG. 6 is a top plan view thereof; and,
FIG. 7 is a bottom plan view thereof.

The broken lines in the drawing depict portions of the locking device for removable clothes box that form no part of the claimed design.

1 Claim, 7 Drawing Sheets



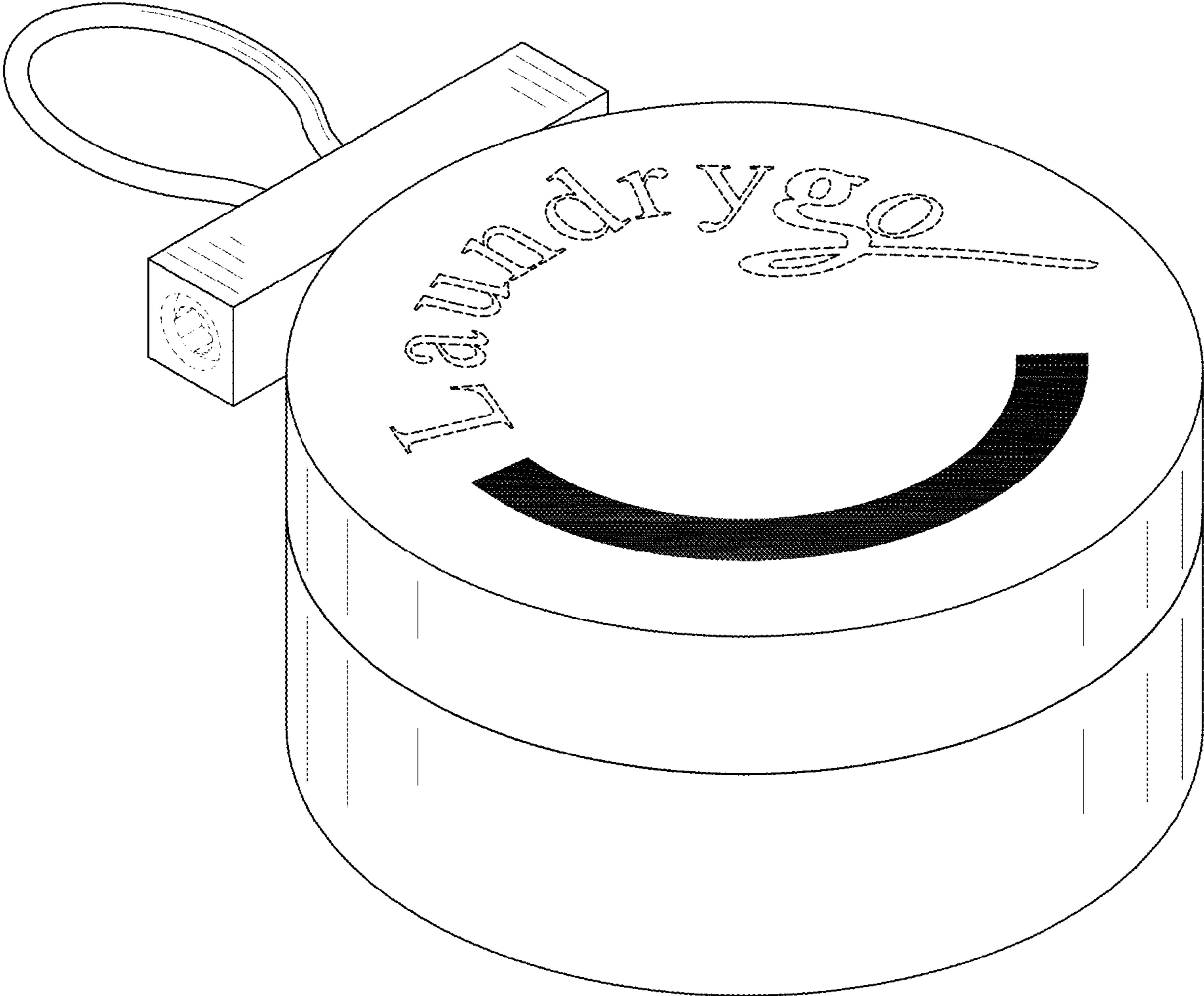


FIG. 1




FIG. 2

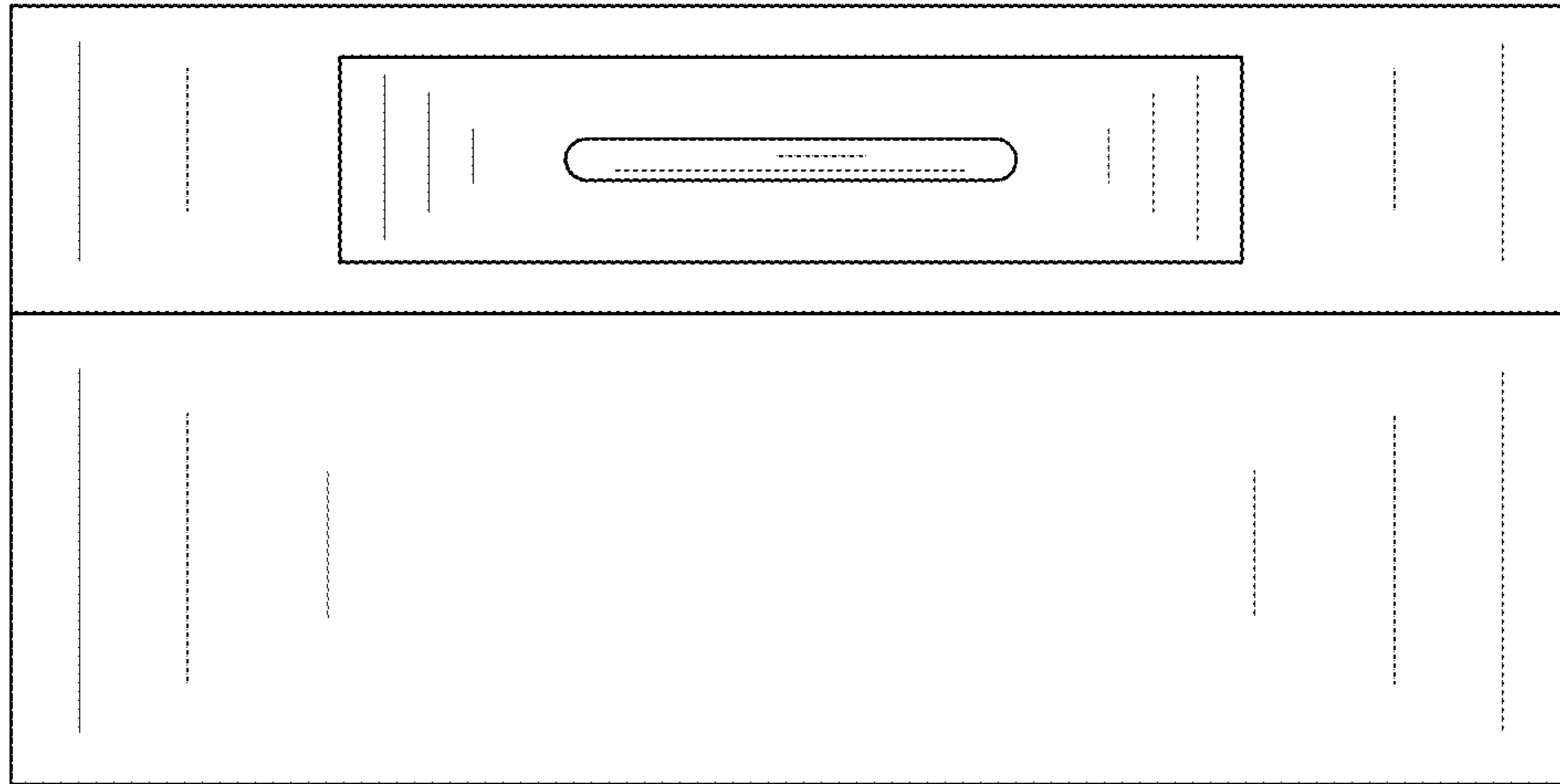


FIG. 3

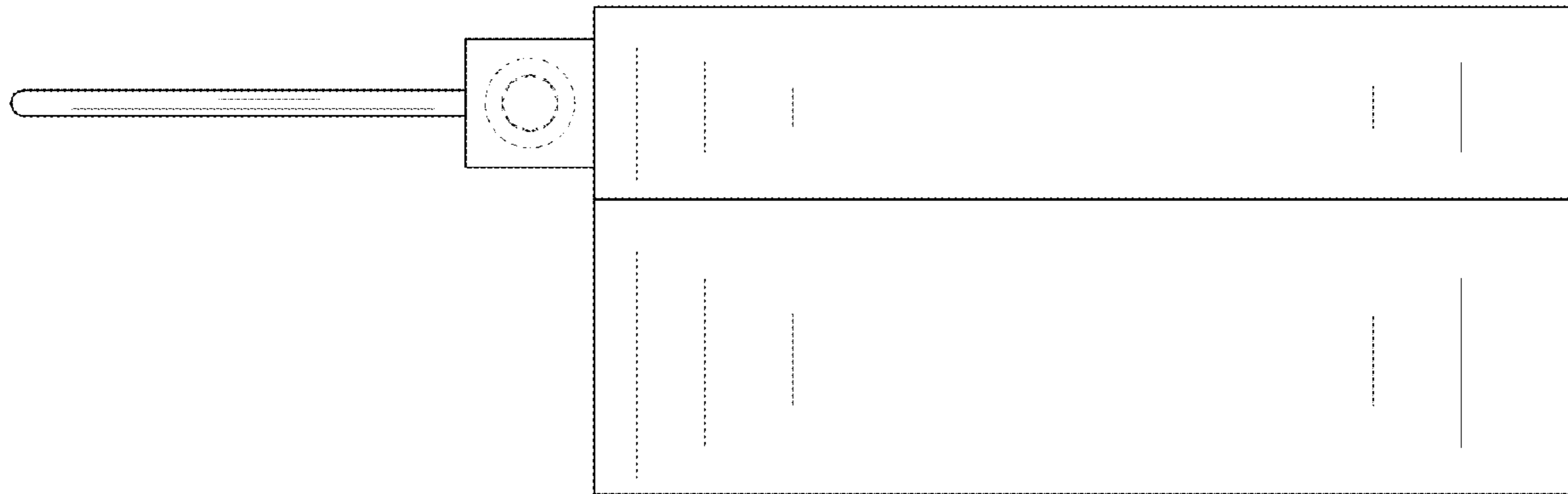


FIG. 4

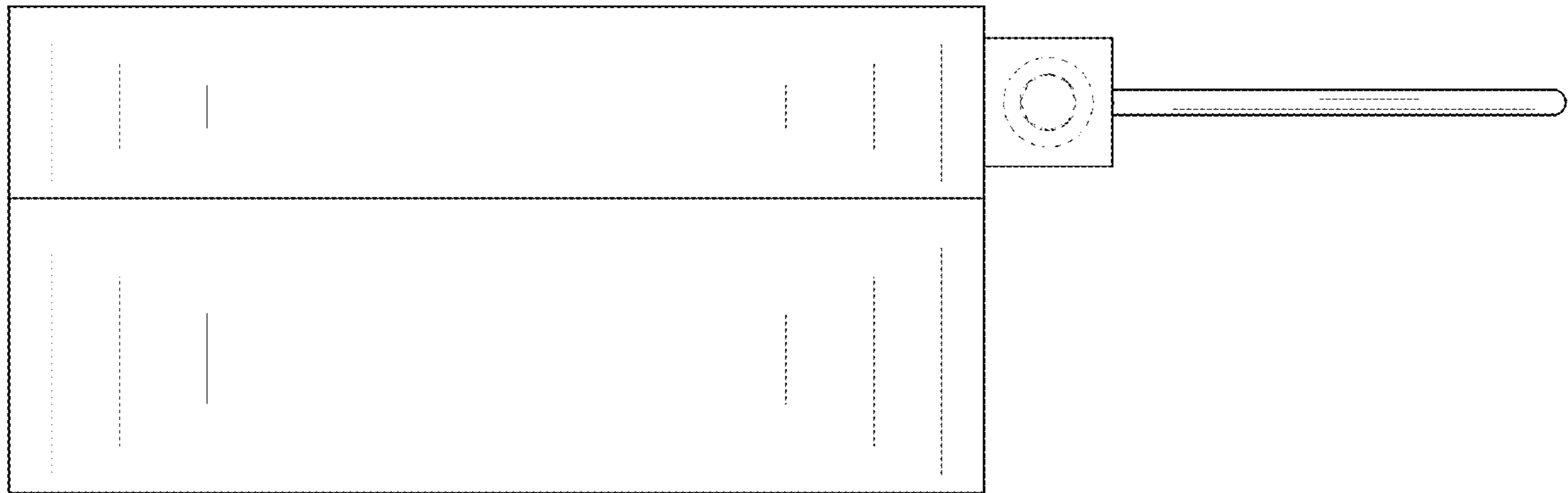


FIG. 5




FIG. 6




FIG. 7