



US00D939917S

(12) **United States Design Patent**  
**Schell et al.**

(10) **Patent No.:** **US D939,917 S**  
(45) **Date of Patent:** **\*\* Jan. 4, 2022**

(54) **DOOR RELEASE**

**DESCRIPTION**

- (71) Applicant: **PACCAR Inc**, Bellevue, WA (US)
- (72) Inventors: **Stephen Schell**, Seattle, WA (US);  
**David Leetz**, Denton, TX (US); **Brad Powell**, Corinth, TX (US)
- (73) Assignee: **PACCAR Inc**, Bellevue, WA (US)
- (\*\*) Term: **15 Years**
- (21) Appl. No.: **29/725,509**
- (22) Filed: **Feb. 25, 2020**
- (51) **LOC (13) Cl.** ..... **08-06**
- (52) **U.S. Cl.**  
USPC ..... **D8/302; D8/308**
- (58) **Field of Classification Search**  
USPC ..... D8/300-302, 307-309, 310, 311,  
D8/DIG. 10; D23/250, 252; D12/195  
(Continued)

(56) **References Cited**

**U.S. PATENT DOCUMENTS**

- D391,137 S \* 2/1998 Moebius ..... D8/313
- D448,270 S 9/2001 Sekishiro et al.  
(Continued)

**OTHER PUBLICATIONS**

“T800,” Kenworth Truck Company, 2002, 32-page brochure.  
(Continued)

*Primary Examiner* — Lauren R Calve

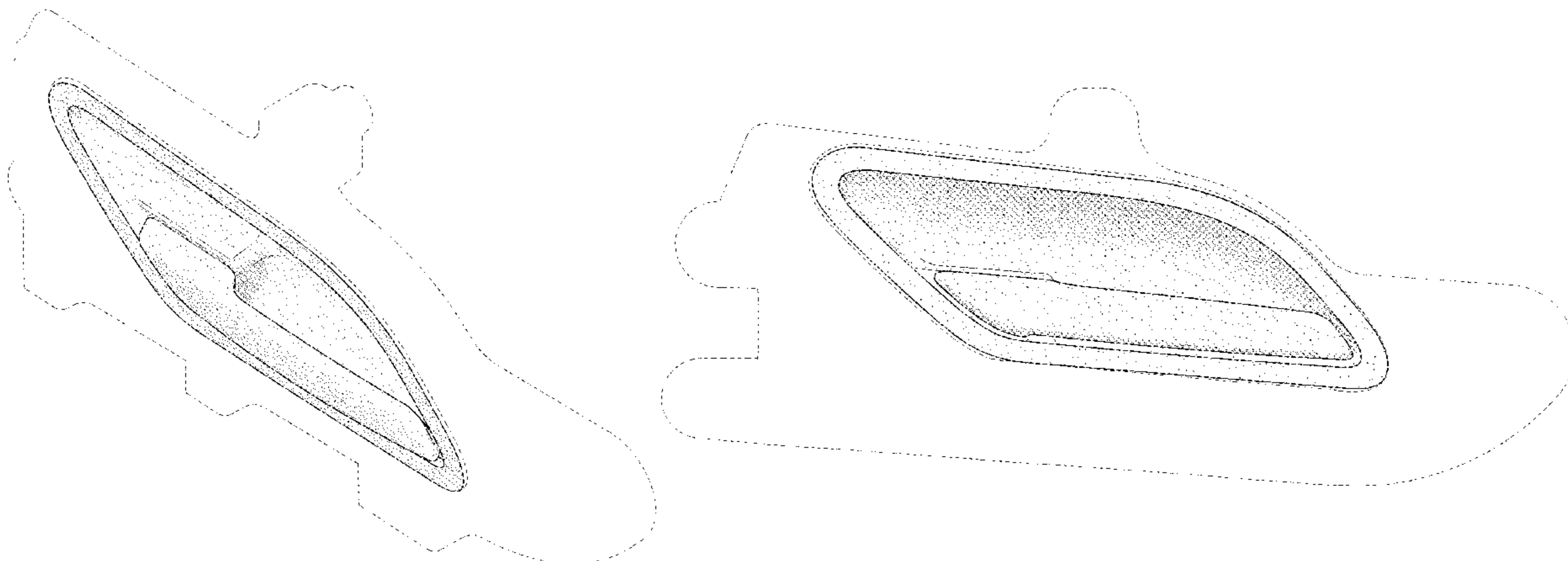
(74) *Attorney, Agent, or Firm* — Seed IP Law Group LLP

(57) **CLAIM**

The ornamental design for a door release, as shown and described.

FIG. 1 is an isometric view of a door release, showing an embodiment of our new design.  
 FIG. 2 is another isometric view thereof with the handle portion removed for clarity of illustration.  
 FIG. 3 is a front elevational view of the door release.  
 FIG. 4 is a rear elevational view thereof.  
 FIG. 5 is a left side elevational view thereof.  
 FIG. 6 is a right side elevational view thereof.  
 FIG. 7 is a top plan view thereof.  
 FIG. 8 is a bottom plan view thereof.  
 FIG. 9 is a top isometric view of the handle portion of the door release shown in FIGS. 1-9 with the housing removed for clarity of illustration.  
 FIG. 10 is a bottom isometric view of the handle portion of the door release shown in FIGS. 1-9 with the housing removed for clarity of illustration.  
 FIG. 11 is an isometric view of a door release, showing another embodiment of our new design, which is a mirror image of the door release shown in FIGS. 1-10.  
 FIG. 12 is another isometric view thereof with the handle portion removed for clarity of illustration.  
 FIG. 13 is a front elevational view of the door release.  
 FIG. 14 is a rear elevational view thereof.  
 FIG. 15 is a left side elevational view thereof.  
 FIG. 16 is a right side elevational view thereof.  
 FIG. 17 is a top plan view thereof.  
 FIG. 18 is a bottom plan view thereof.  
 FIG. 19 is a top isometric view of the handle portion of the door release shown in FIGS. 11-18 with the housing removed for clarity of illustration; and,  
 FIG. 20 is a bottom isometric view of the handle portion of the door release shown in FIGS. 11-18 with the housing removed for clarity of illustration.  
 Stippling in the drawings represent the three-dimensional contours of the design, and is not intended to indicate surface decoration. The broken lines shown in the drawings depict portions of the door release that form no part of the claimed design.

**1 Claim, 14 Drawing Sheets**



(58) **Field of Classification Search**

CPC ..... Y10T 16/44; Y10T 74/20612; Y10T 74/20732; Y10T 16/458; Y10T 16/498; Y10T 16/469; Y10T 16/476; Y10T 74/20744; Y10T 74/20864; Y10T 16/4628; Y10T 74/20642; Y10T 16/473; Y10T 74/20762; Y10T 74/2042; Y10T 74/20828; Y10T 16/459; Y10T 16/4713; Y10T 74/2014; Y10T 16/50; Y10T 74/20438; Y10T 74/20582; Y10T 74/20738; Y10T 16/48; Y10T 74/20618; Y10T 74/20684; Y10T 74/20624; Y10T 74/20468; Y10T 16/61; Y10T 16/4719; Y10T 16/86; Y10S 16/30; Y10S 292/31; Y10S 292/53; Y10S 16/12; Y10S 292/23; Y10S 292/27; Y10S 292/30; Y10S 292/63; E05B 85/16; E05B 1/0015; E05B 77/06; E05B 79/06; E05B 85/18; E05B 85/12; E05B 85/10; E05B 7/00; E05B 1/0053; E05B 77/265

See application file for complete search history.

(56) **References Cited**

U.S. PATENT DOCUMENTS

6,550,946 B2 \* 4/2003 Misawa ..... E05B 17/10 362/100  
 6,561,667 B2 \* 5/2003 Stapf ..... B60Q 1/2669 362/100  
 D535,865 S \* 1/2007 Nishio ..... D8/302  
 D585,719 S \* 2/2009 Imai ..... D8/300  
 D587,980 S \* 3/2009 Rosenbohm ..... D8/300  
 D588,436 S \* 3/2009 Larson ..... D8/302  
 7,635,210 B2 \* 12/2009 Metros ..... B60Q 1/2669 296/146.1  
 D608,263 S \* 1/2010 Truebsbach ..... D12/190  
 7,866,860 B2 \* 1/2011 Goto ..... E05B 17/10 362/501  
 D660,127 S \* 5/2012 Stuckey ..... D8/302  
 D666,889 S \* 9/2012 Yu ..... D8/302  
 D690,185 S \* 9/2013 Taiko ..... D8/302  
 8,985,648 B2 \* 3/2015 Muller ..... E05B 85/107 292/336.3  
 D806,507 S \* 1/2018 Nakano ..... D8/308  
 D806,513 S \* 1/2018 Curic ..... D8/315  
 D834,913 S \* 12/2018 Muntean ..... D8/302  
 D850,236 S \* 6/2019 Yu ..... D8/308  
 D874,243 S \* 2/2020 Smart ..... D8/302  
 D903,462 S \* 12/2020 Watson ..... D8/308  
 2015/0039180 A9 \* 2/2015 Aerts ..... E05B 85/103 701/36  
 2015/0084354 A1 \* 3/2015 Lee ..... E05B 7/00 292/336.3  
 2015/0315812 A1 \* 11/2015 Vasi ..... E05B 85/103 292/336.3  
 2016/0010368 A1 \* 1/2016 Tanoguchi ..... B60J 5/0493 16/412  
 2017/0107744 A1 \* 4/2017 Wilke ..... E05B 85/14  
 2017/0292297 A1 \* 10/2017 Bartels ..... E05B 77/04  
 2017/0306666 A1 \* 10/2017 Kunimatsu ..... E05B 79/06

OTHER PUBLICATIONS

“T800,” Kenworth Truck Company, 2003, 32-page brochure.  
 “T800,” Kenworth Truck Company, 2005, 28-page brochure.  
 “T800,” Kenworth Truck Company, 2009, 28-page brochure.  
 “T800B,” Kenworth Truck Company, 1993, 8-page brochure.  
 Peterbilt Motors Company, “The Working Class,” Sep. 1976, 6-page brochure.  
 “The World’s Best,” Kenworth Truck Company, 1992, 12-page brochure.

“W900,” Kenworth Truck Company, 1996, 7-page brochure.  
 “W900,” Kenworth Truck Company, 2002, 32-page brochure.  
 “W900,” Kenworth Truck Company, 2005, 28-page brochure.  
 “W900,” Kenworth Truck Company, 2009, 28-page brochure.  
 Kenworth Truck Company, “W900L AeroCab,” 1994, 2-page brochure.  
 Kenworth Truck Company, “AeroCab,” 1993, 5-page brochure.  
 “AeroCab,” Kenworth Truck Company, as early as 1995, 3-page brochure.  
 “C500B,” Kenworth Truck Company, as early as 1990, 4-page brochure.  
 Peterbilt Motors Company, “Class Pays, Medium Duty,” Sep. 2000, 12-page brochure.  
 “Class Pays, Truck Models,” Peterbilt Motors Company, Mar. 2005, 24-page brochure.  
 “Class Pays,” Peterbilt Motors Company, Nov. 1998, 10-page brochure.  
 Peterbilt Motors Company, “Class Pays,” Sep. 1997, 10-page brochure.  
 “Class Pays, Construction Trucks,” Peterbilt Motors Company, Nov. 2003, 16-page brochure.  
 “Kenworth Truck Models,” Kenworth Truck Company, 2010, 16-page brochure.  
 Peterbilt Motors Company, “Model 330,” Oct. 1997, 3-page brochure.  
 Peterbilt Motors Company, “Model 379,” Apr. 2005, 2-page brochure.  
 Peterbilt Motors Company, “Model 379,” Mar. 1996, 5-page brochure.  
 Peterbilt Motors Company, “Rest with Class,” Apr. 1978, 4-page brochure.  
 “T170 Class 5,” Kenworth Truck Company, 2008, 4-page brochure.  
 “T270 Class 6 and T370 Class 7,” Kenworth Truck Company, 2008, 6-page brochure.  
 “T270 Class 6 and T370 Class 7,” Kenworth Truck Company, 2009, 6-page brochure.  
 “T270 Class 6 and T370 Class 7 Hybrid,” Kenworth Truck Company, 2009, 6-page brochure.  
 “T680,” Kenworth Truck Company, 2013, 34-page brochure.  
 “T680,” Kenworth Truck Company, 2016, 34-page brochure.  
 “T880,” Kenworth Truck Company, 2017, 32-page brochure.  
 “Model 579,” Peterbilt Motors Company, Oct. 2013, 13-page brochure.  
 “Medium Duty,” Peterbilt Motors Company, 2013, 9-page brochure.  
 “On-Highway,” Peterbilt Motors Company, 2013, 13-page brochure.  
 “Vocational,” Peterbilt Motors Company, 2013, 11-page brochure.  
 “T440,” Kenworth Truck Company, 2010, 6-page brochure.  
 “T470,” Kenworth Truck Company, 2010, 6-page brochure.  
 “T470H,” Kenworth Truck Company, 2009, 2-page brochure.  
 “Model 220,” Peterbilt Motors Company, 2019, 2-page brochure.  
 “220EV,” Peterbilt Motors Company, 2020, 5-page brochure.  
 “Model 337,” Peterbilt Motors Company, 2020, 2-page brochure.  
 “Model 389,” Peterbilt Motors Company, 2019, 2-page brochure.  
 “Model 348,” Peterbilt Motors Company, 2019, 2-page brochure.  
 “Model 520,” Peterbilt Motors Company, 2019, 2-page brochure.  
 “Model 567,” Peterbilt Motors Company, 2020, 16-page brochure.  
 “567 Heritage,” Peterbilt Motors Company, 2017, 2-page brochure.  
 “Model 579,” Peterbilt Motors Company, 2019, 28-page brochure.  
 “C500,” Kenworth Truck Company, 2012, 2-page brochure.  
 “T680,” Kenworth Truck Company, 2019, 40-page brochure.  
 “T800,” Kenworth Truck Company, 2012, 28-page brochure.  
 “T440/T470,” Kenworth Truck Company, 2015, 8-page brochure.  
 “K270E/K370E,” Kenworth Truck Company, 2020, 4-page brochure.  
 “T170/T270/T370,” Kenworth Truck Company, 2019, 16-page brochure.  
 “K270/K370,” Kenworth Truck Company, 2014, 12-page brochure.  
 “W990,” Kenworth Truck Company, 2018, 32-page brochure.  
 “T880,” Kenworth Truck Company, 2019, 36-page brochure.  
 “Model 367,” Peterbilt Motors Company, <https://www.peterbilt.com/trucks/vocational/model-367>, retrieved Nov. 20, 2020, 12 pages.

(56)

**References Cited**

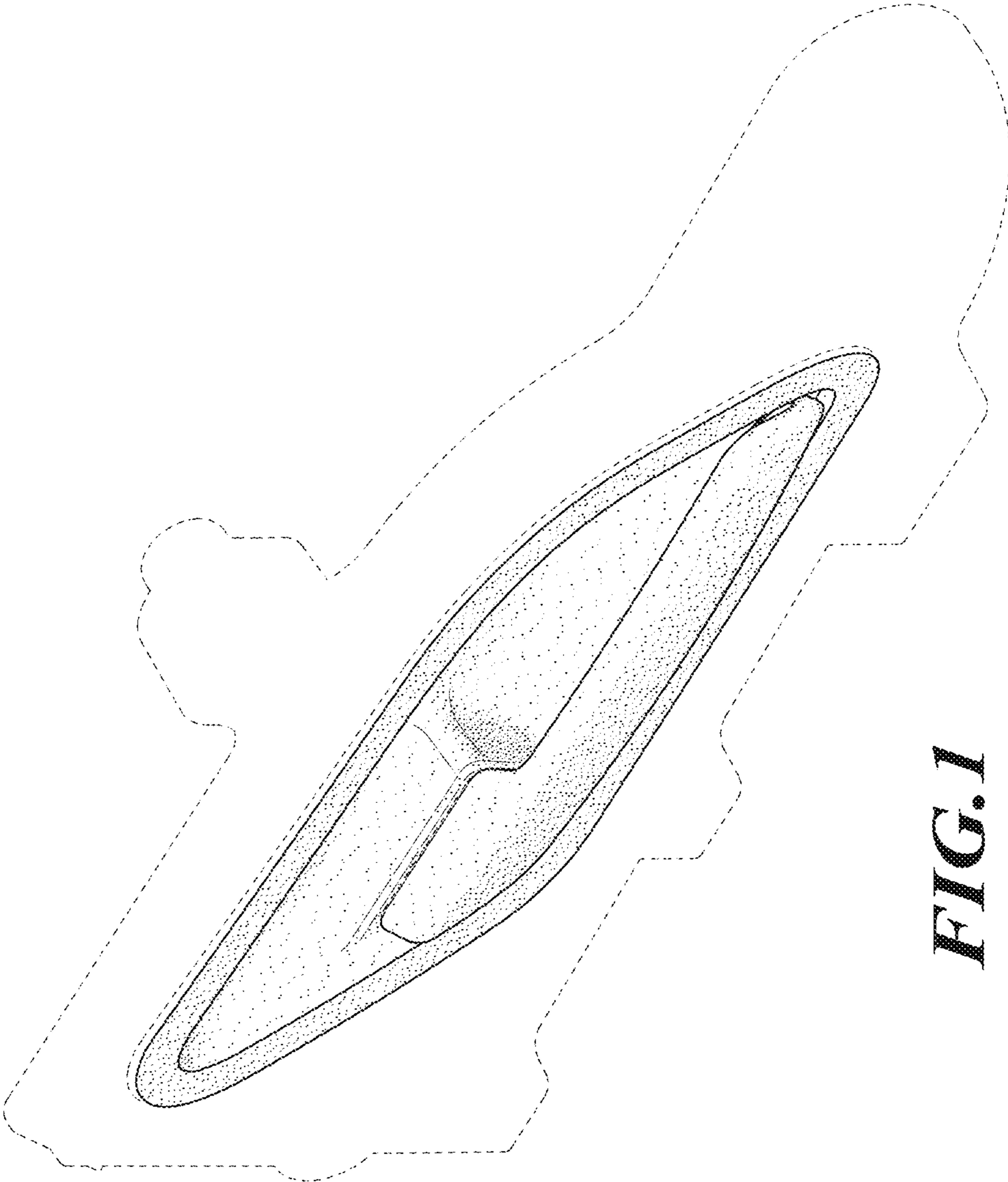
OTHER PUBLICATIONS

“Model 365,” Peterbilt Motors Company, <https://www.peterbilt.com/trucks/vocational/model-365>, retrieved Nov. 20, 2020, 11 pages.

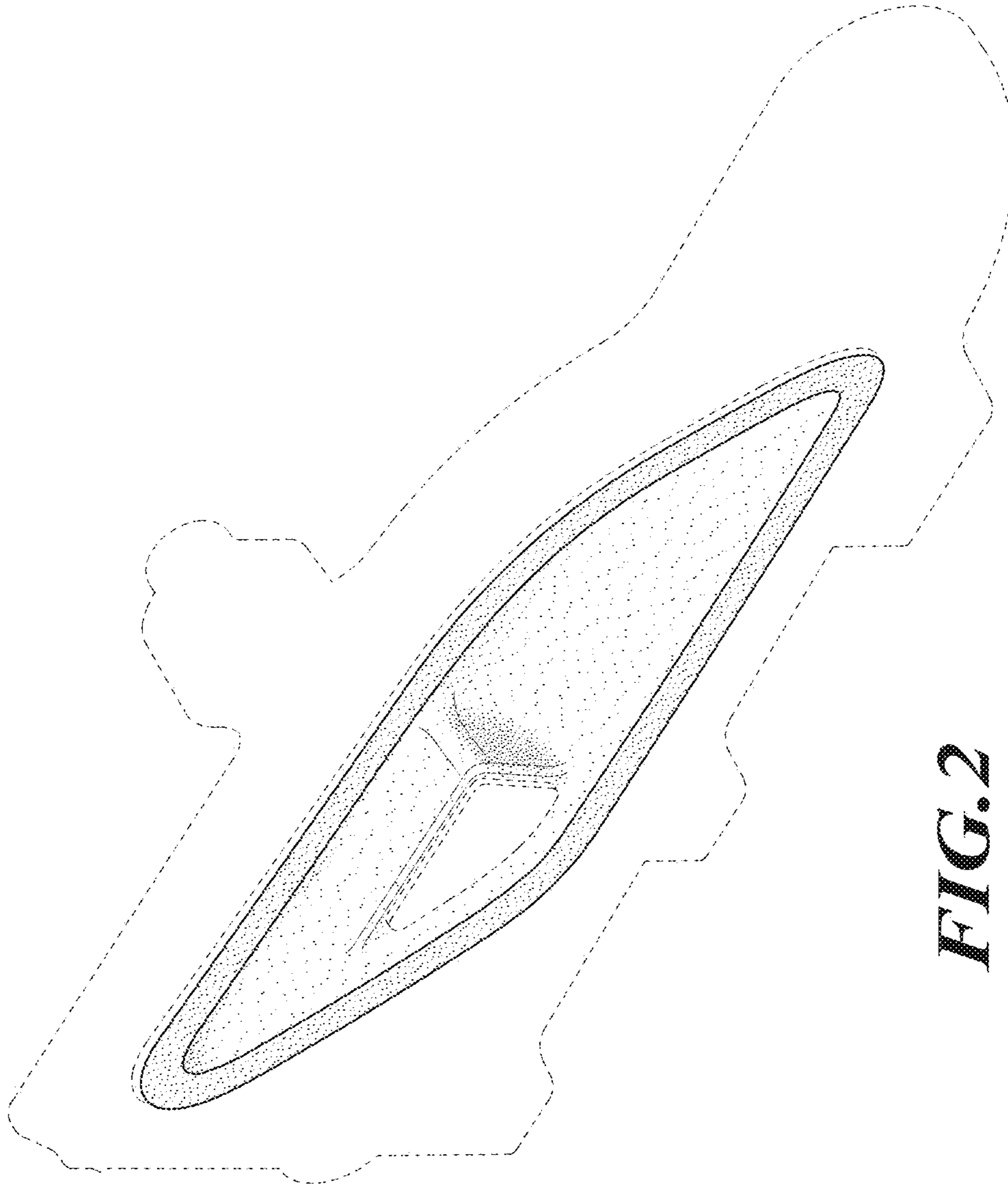
“Model 325,” Peterbilt Motors Company, <https://www.peterbilt.com/trucks/medium-duty/model-325>, retrieved Nov. 20, 2020, 12 pages.

“Search Results for Door Handle,” Raney’s, [https://www.raneystruckparts.com/searchresults.html?search\\_query=door+handle&Search=#/?keywords=door+handle&Attributelabel=Door+Handles&search\\_return=all&res\\_per\\_page=100](https://www.raneystruckparts.com/searchresults.html?search_query=door+handle&Search=#/?keywords=door+handle&Attributelabel=Door+Handles&search_return=all&res_per_page=100), retrieved Jan. 5, 2021, 11 pages.

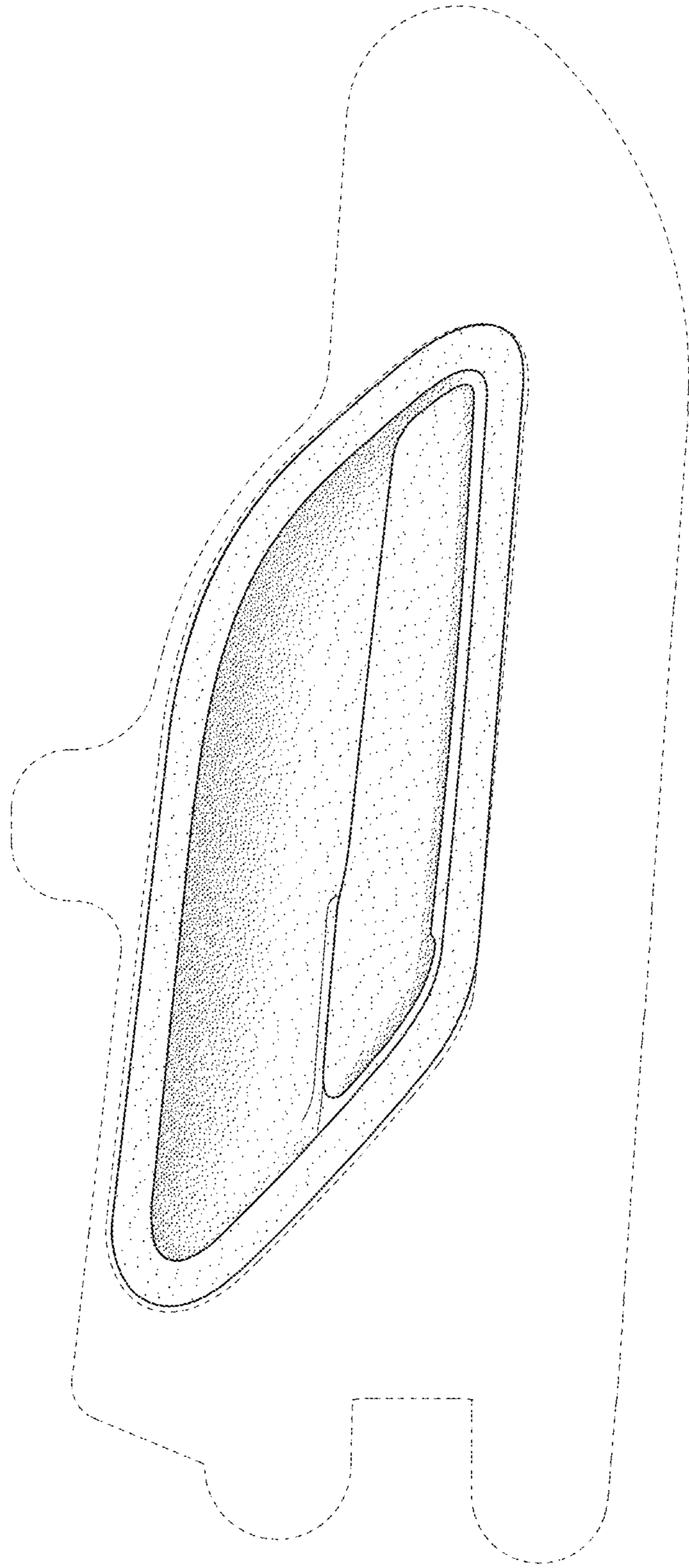
\* cited by examiner



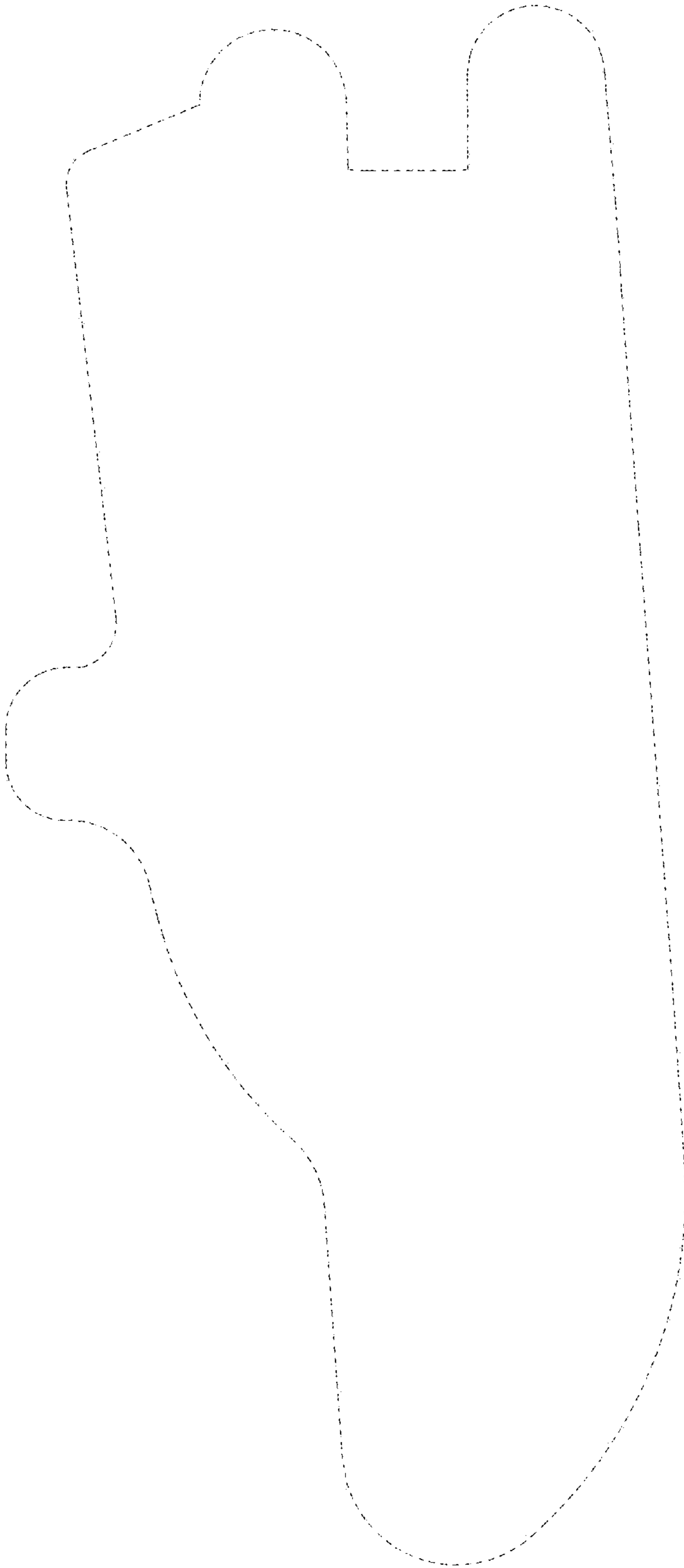
**FIG. 1**



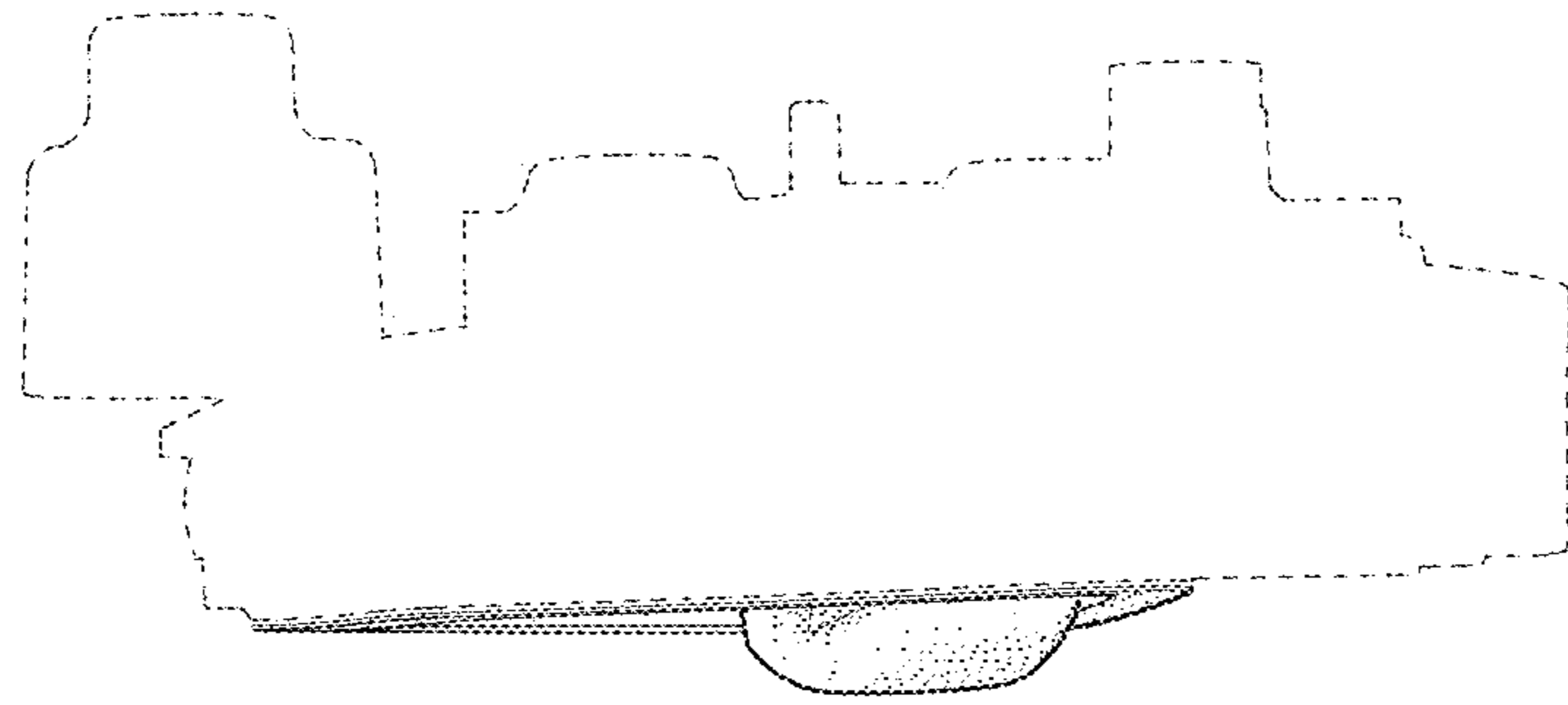
**FIG. 2**



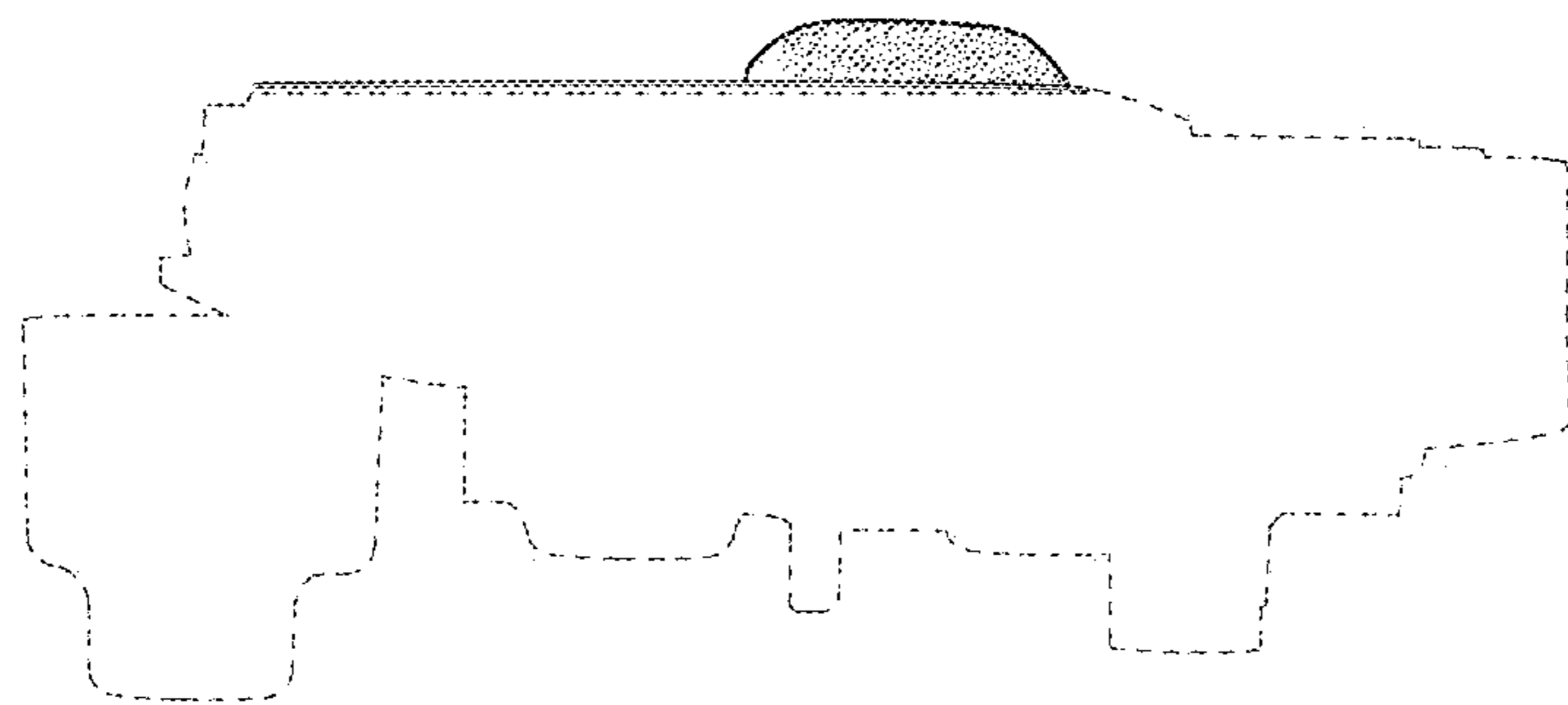
**FIG. 3**



**FIG. 4**

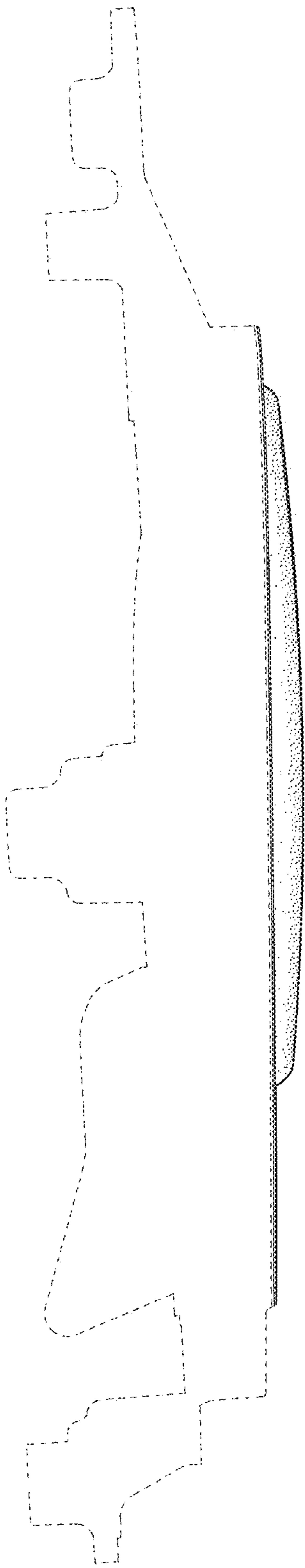


**FIG. 6**




**FIG. 5**

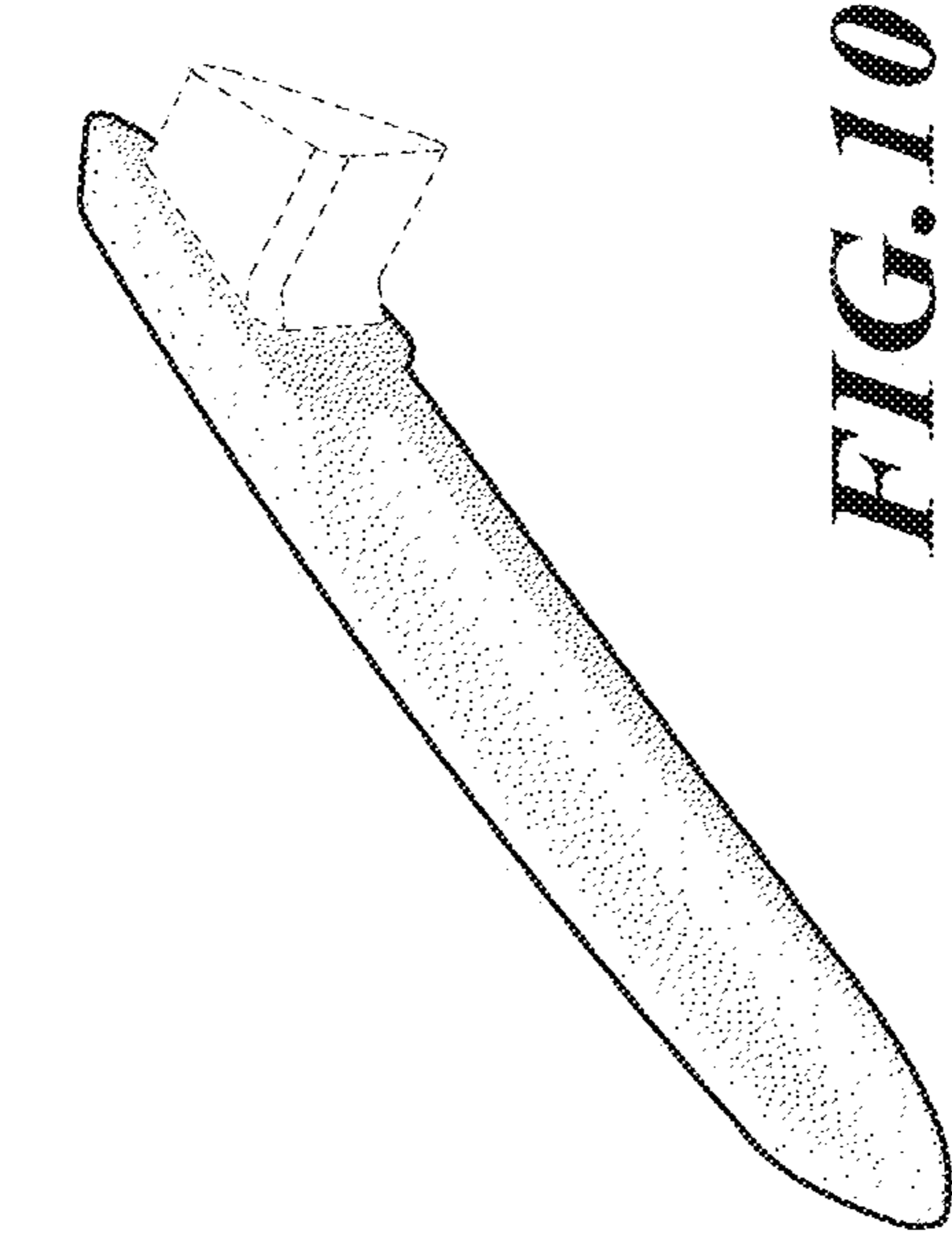




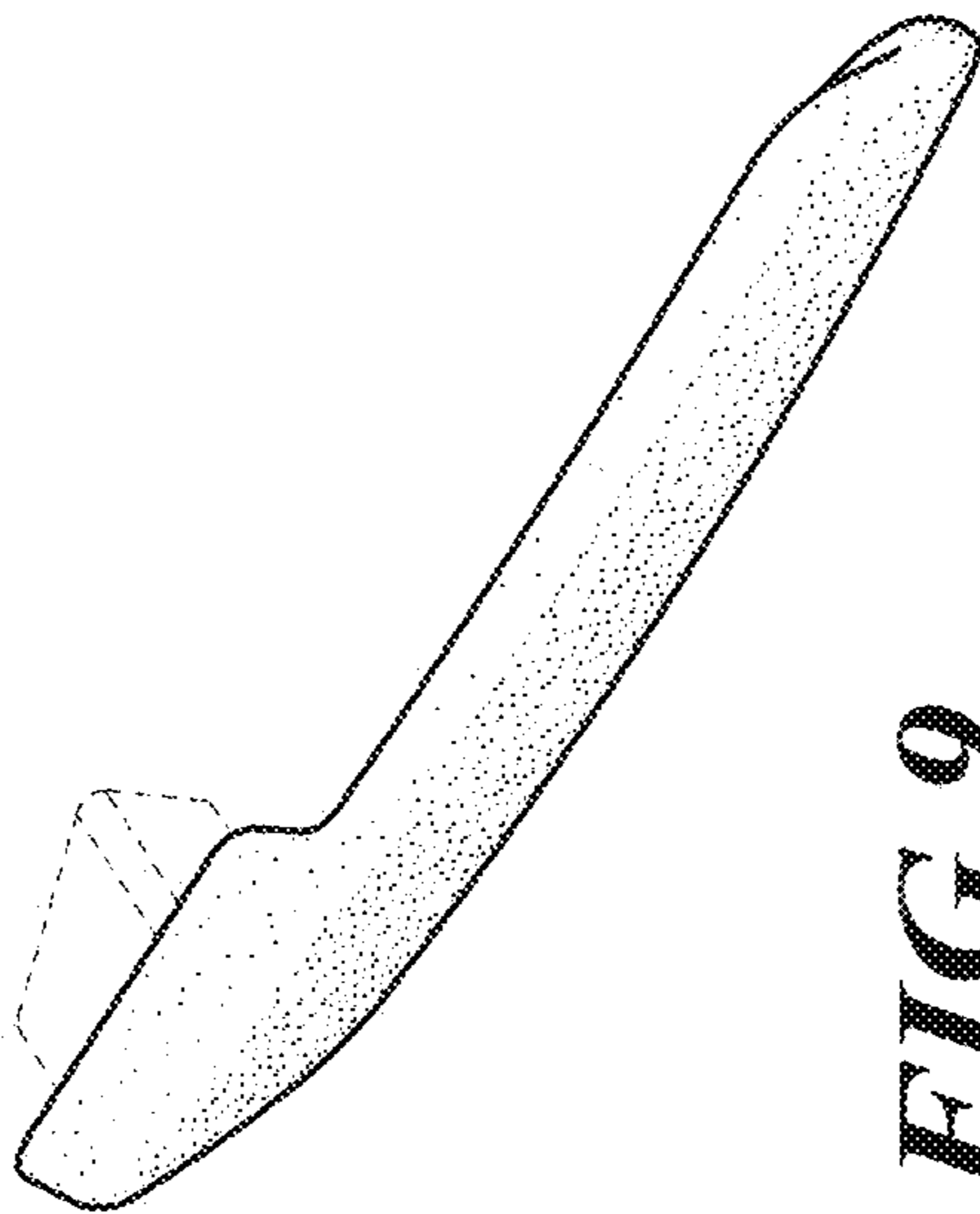
**FIG. 7**



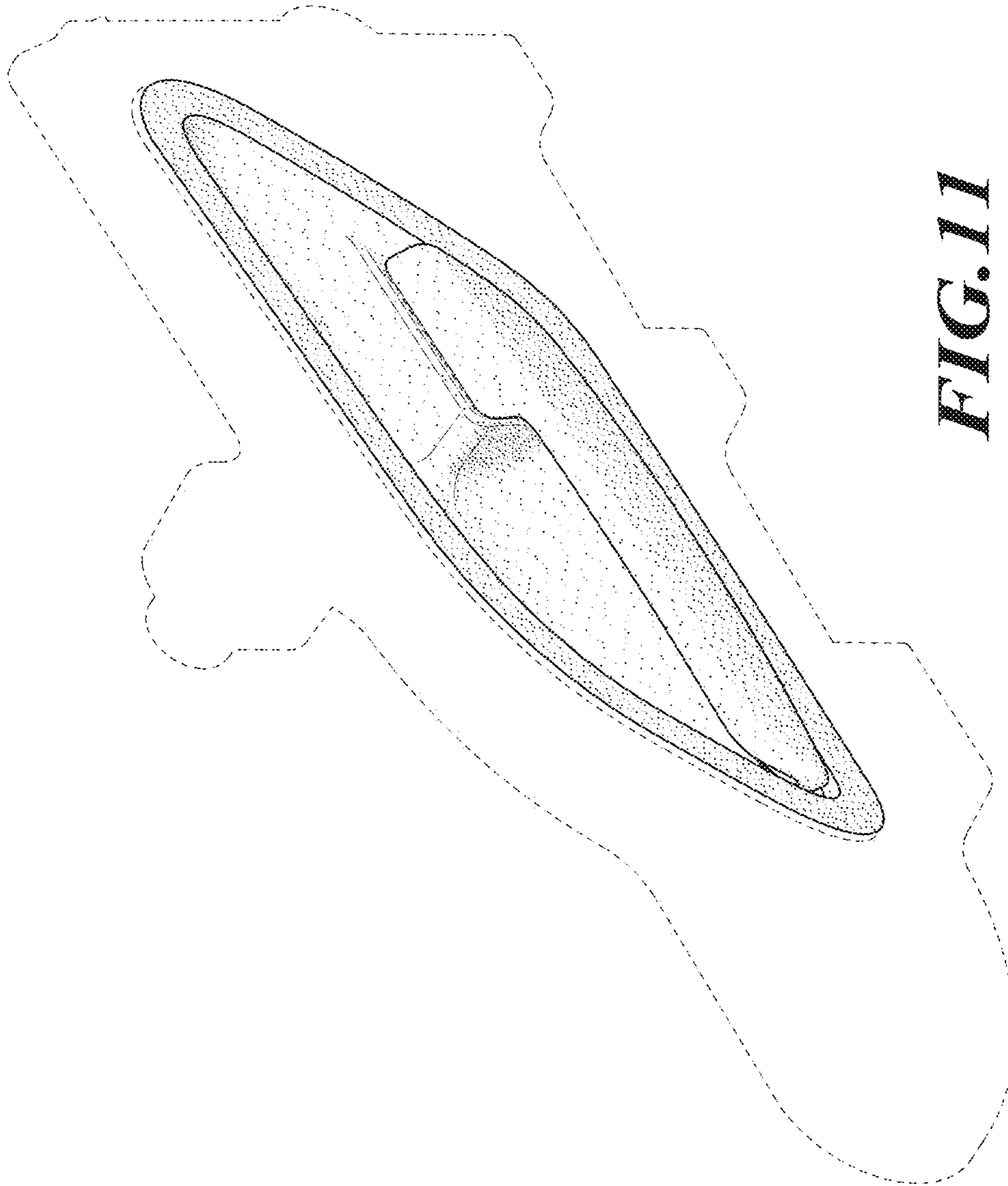
**FIG. 8**



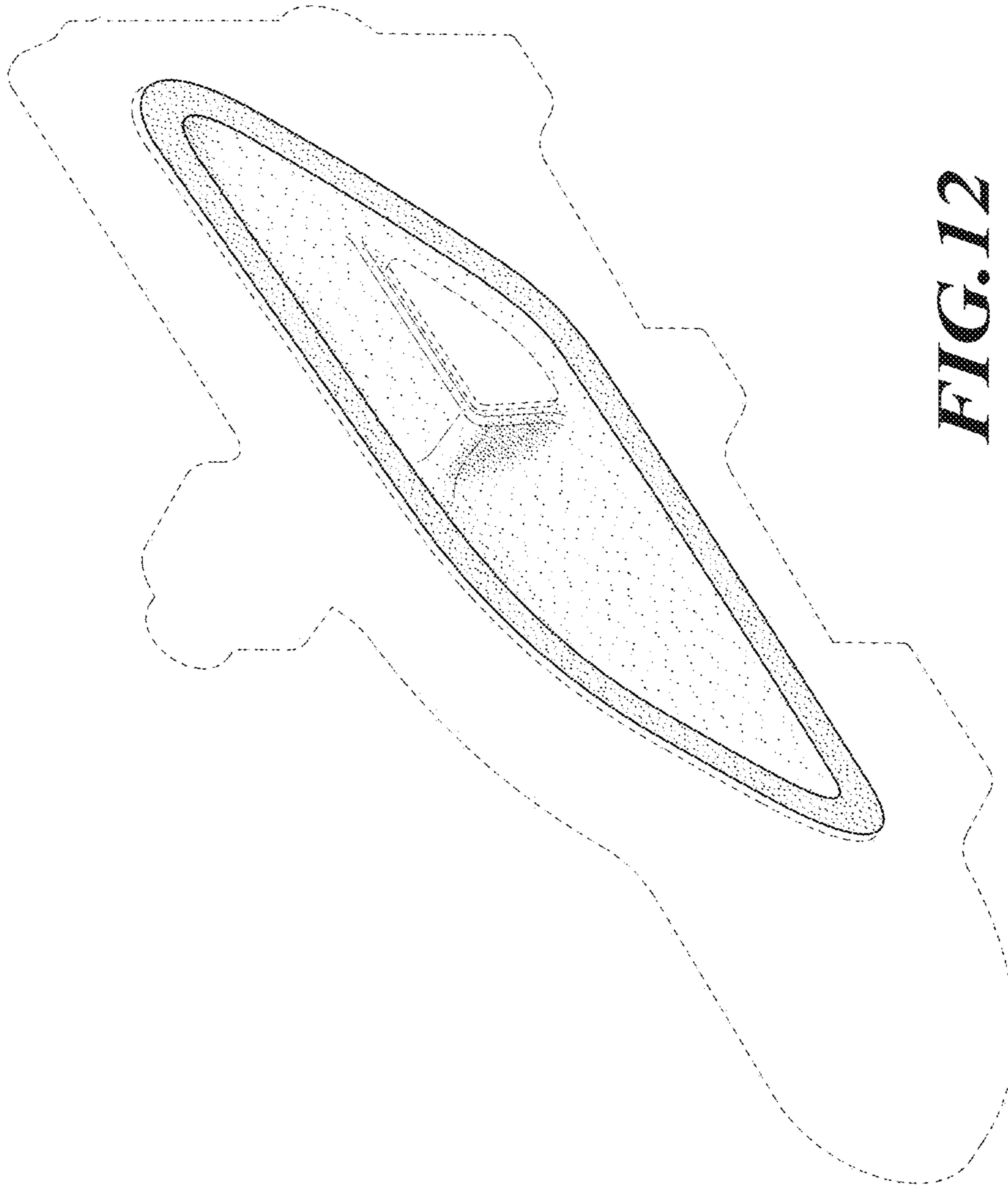
**FIG. 10**



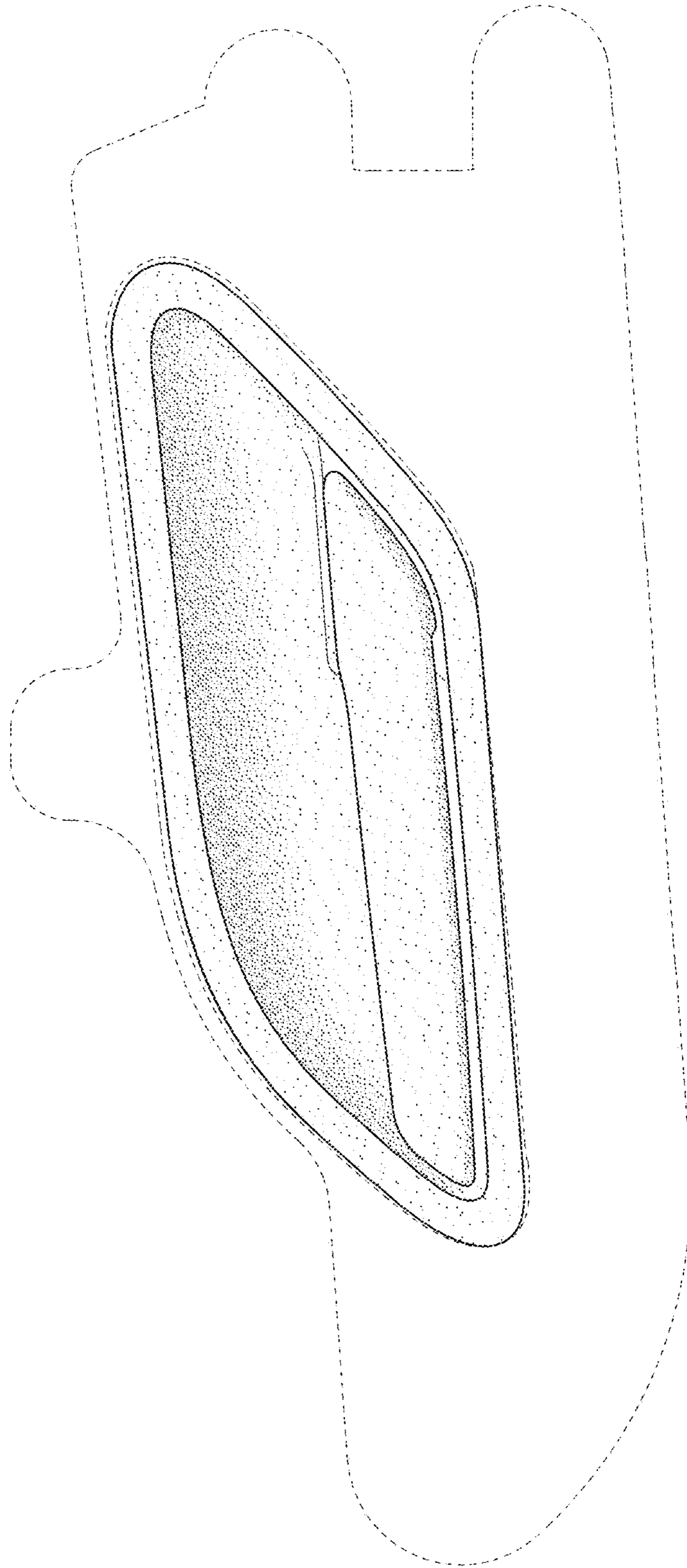
**FIG. 9**



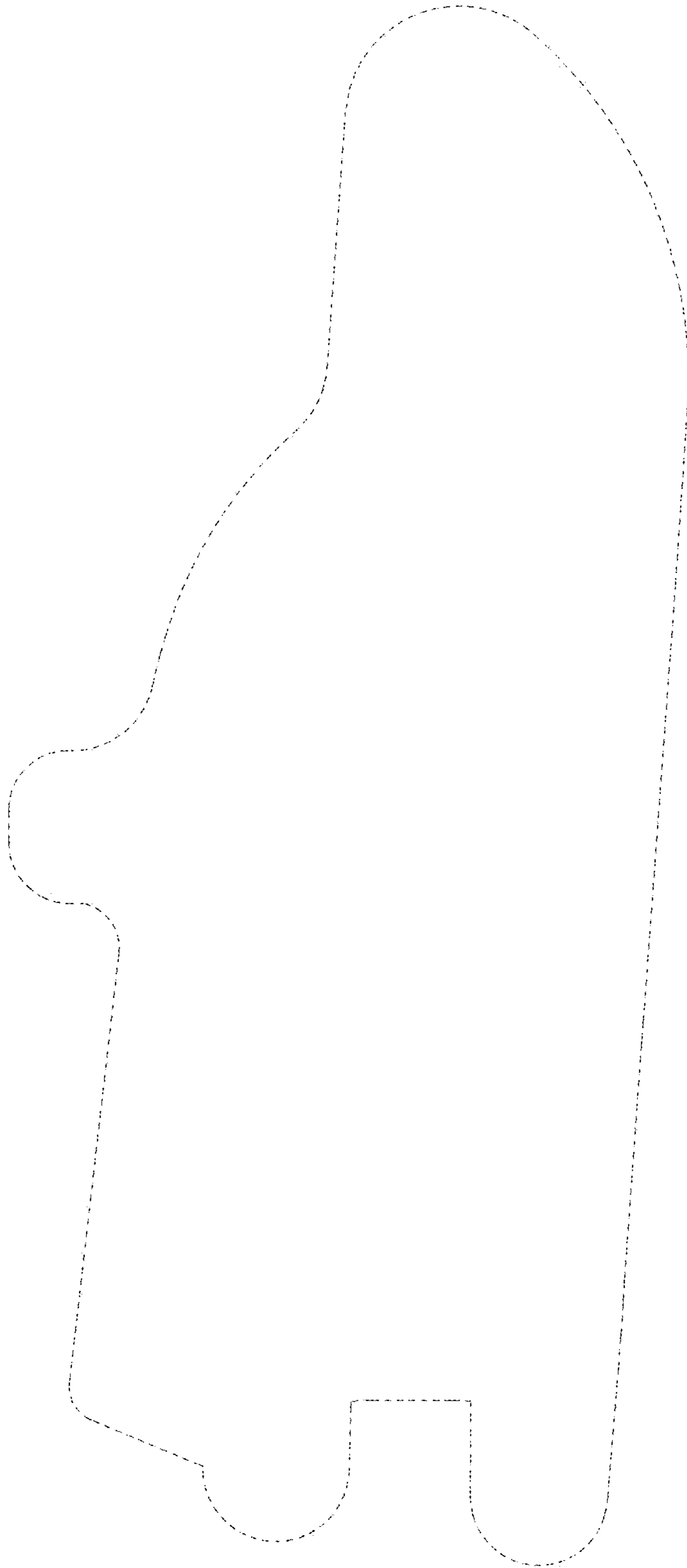
**FIG. 11**



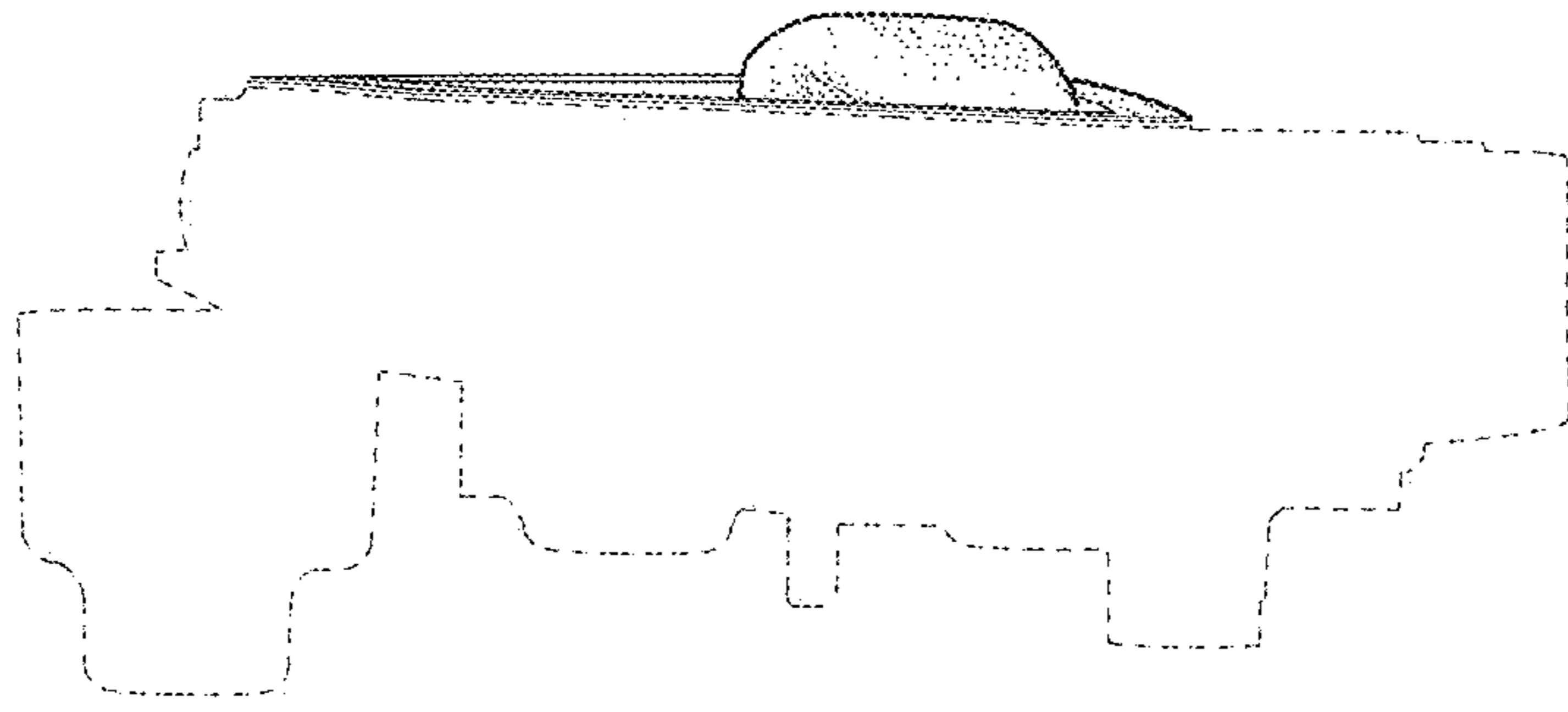
**FIG. 12**



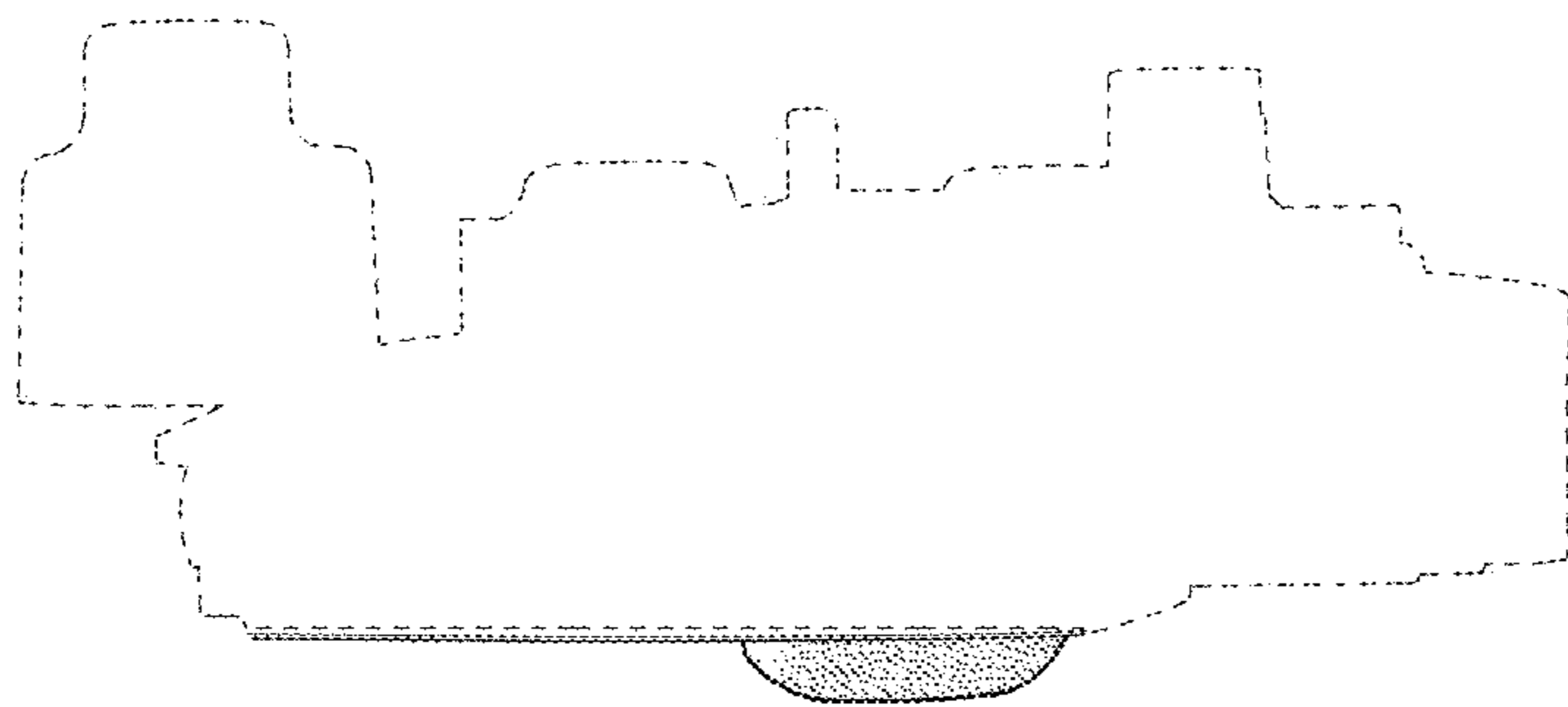
**FIG. 13**



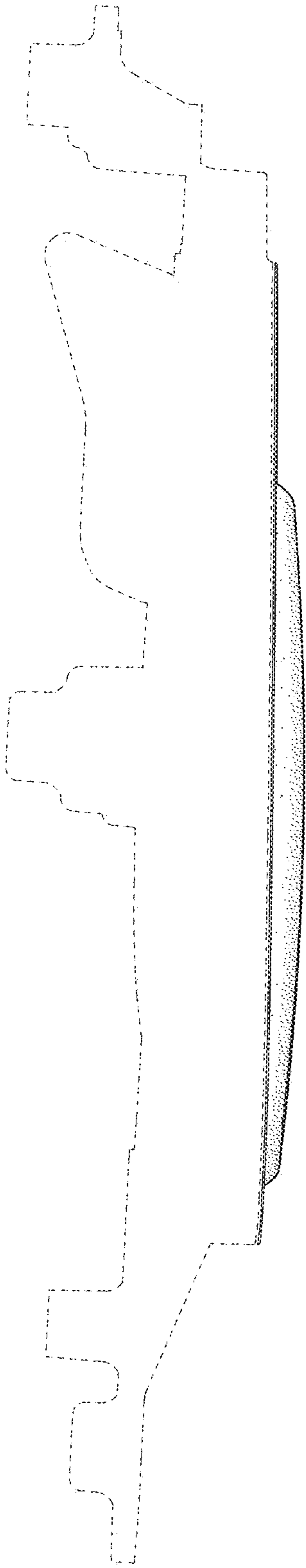
**FIG. 14**



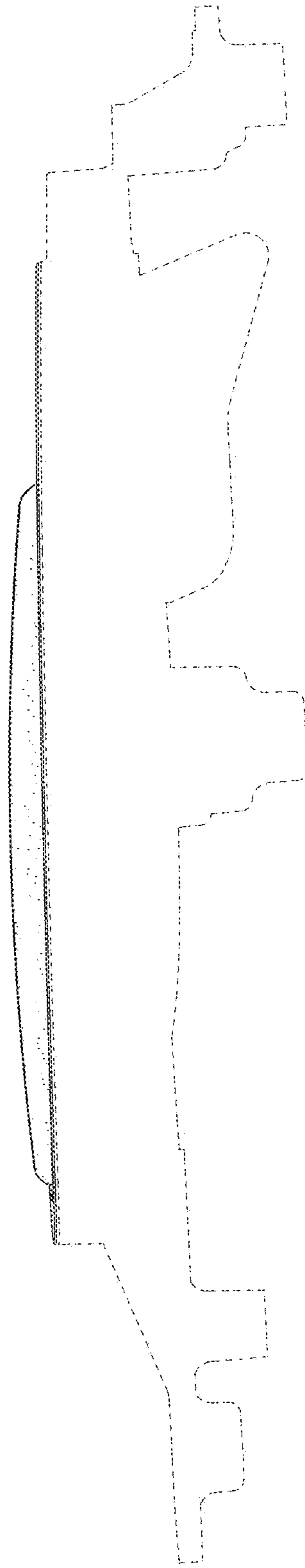
**FIG. 16**



**FIG. 15**

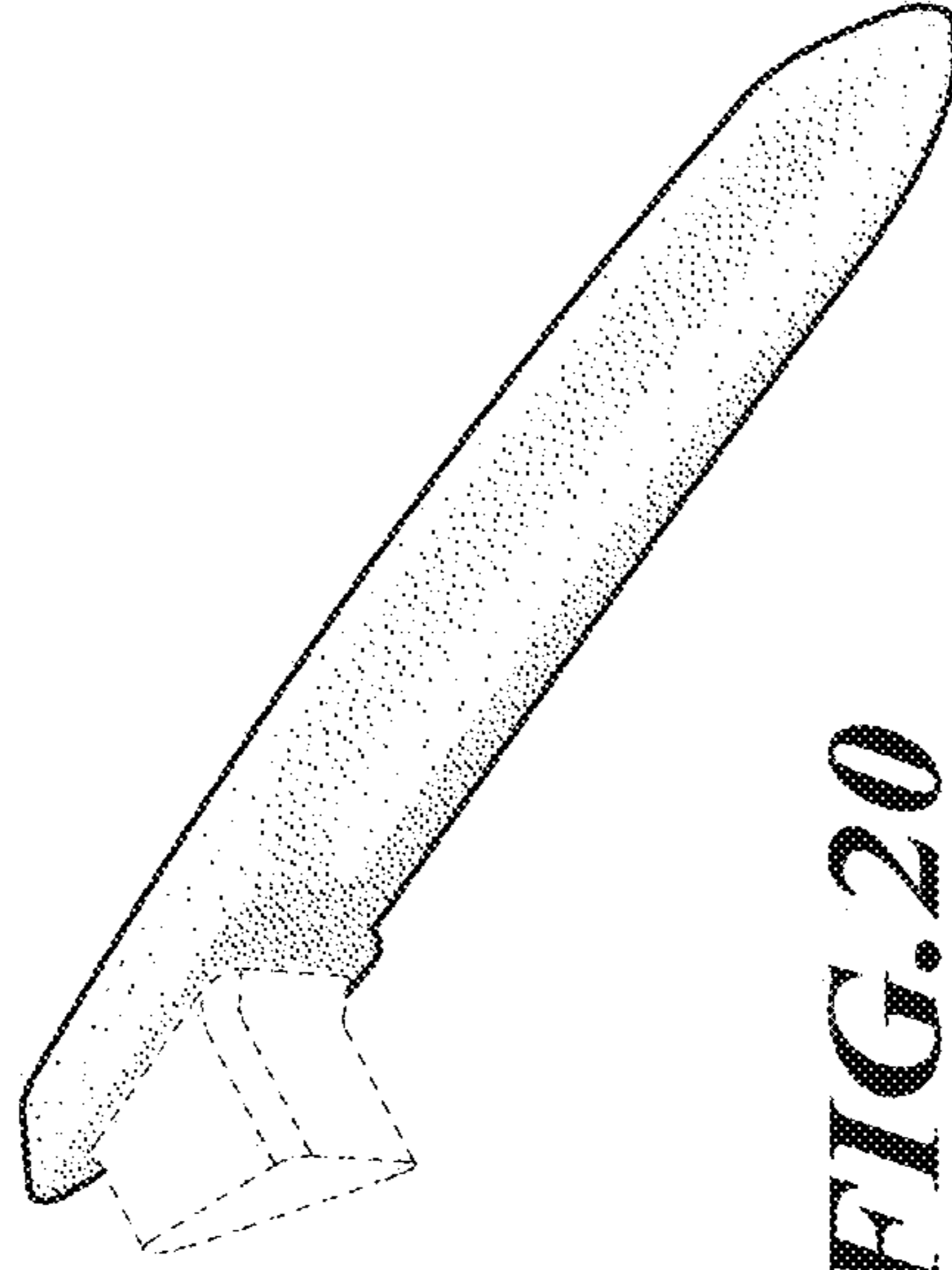


**FIG. 17**




**FIG. 18**





**FIG. 20**



**FIG. 19**