



US00D939905S

(12) **United States Design Patent**
Thompson

(10) **Patent No.:** **US D939,905 S**
(45) **Date of Patent:** **** Jan. 4, 2022**

(54) **VEGETABLE PEELER**
(71) Applicant: **BLACK & DECKER INC.**, New Britain, CT (US)
(72) Inventor: **Samuel P. Thompson**, Newcastle Upon Tyne (GB)
(73) Assignee: **BLACK & DECKER INC.**, New Britain, CT (US)

7,140,111 B2 * 11/2006 Di Bitonto A47J 17/02
30/279.6
D576,847 S * 9/2008 Pan D7/695
8,596,173 B2 * 12/2013 Fung A47J 17/04
83/13
8,893,392 B2 * 11/2014 Sampaio A47J 17/02
30/279.2
D718,988 S * 12/2014 Szymanski D7/695
D760,041 S * 6/2016 Schuler D7/695
2009/0205141 A1 * 8/2009 Frank A47J 17/02
7/156
2010/0269715 A1 * 10/2010 Curtin A47J 17/02
99/588

(**) Term: **15 Years**

* cited by examiner

(21) Appl. No.: **29/652,096**

Primary Examiner — Terry A Wallace

(22) Filed: **May 12, 2020**

(74) *Attorney, Agent, or Firm* — Adan Ayala

(51) **LOC (13) Cl.** **07-04**

(52) **U.S. Cl.**
USPC **D7/695**

(57) **CLAIM**

The ornamental design for a vegetable peeler, as shown and described.

(58) **Field of Classification Search**
USPC D7/368, 669, 680–696
CPC .. A47J 17/02; A47J 17/00; A47J 17/04; A47J 17/08; A47J 17/10; A47J 43/00; B26B 27/002
See application file for complete search history.

DESCRIPTION

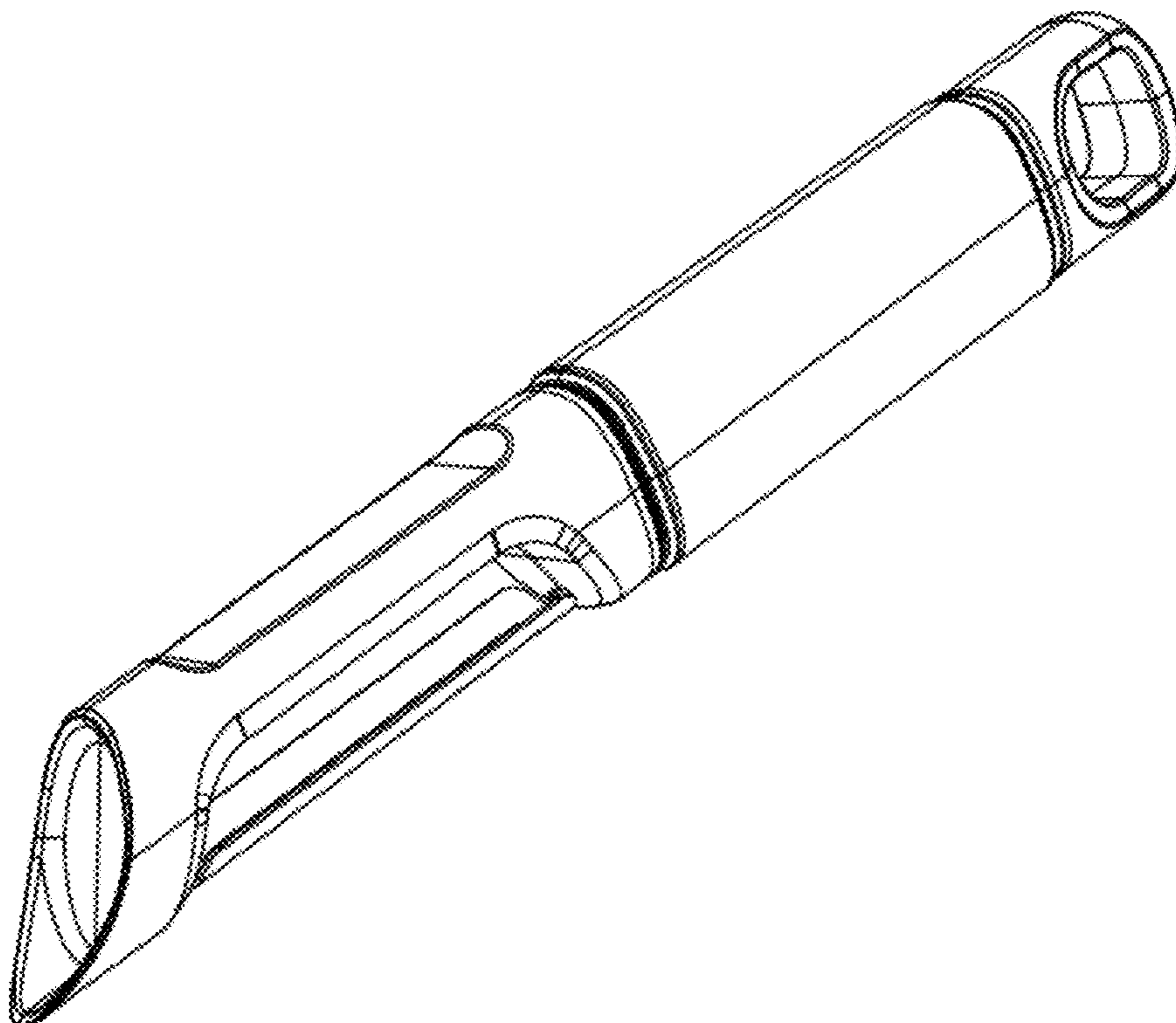
FIG. 1 is a front perspective view of a vegetable peeler according to the invention.
FIG. 2 is a front view of the vegetable peeler of FIG. 1.
FIG. 3 is a rear view of the vegetable peeler of FIG. 1.
FIG. 4 is a right side view of the vegetable peeler of FIG. 1.
FIG. 5 is a left side view of the vegetable peeler of FIG. 1.
FIG. 6 is a top plan view of the vegetable peeler of FIG. 1; and,
FIG. 7 is a bottom plan view of the vegetable peeler of FIG. 1.

(56) **References Cited**

U.S. PATENT DOCUMENTS

2,252,094 A * 8/1941 Palmer A47J 17/02
30/279.6
D332,034 S * 12/1992 Viemeister D7/695
D355,810 S * 2/1995 Belongia D7/372
D451,772 S * 12/2001 Tseng D7/695

1 Claim, 6 Drawing Sheets



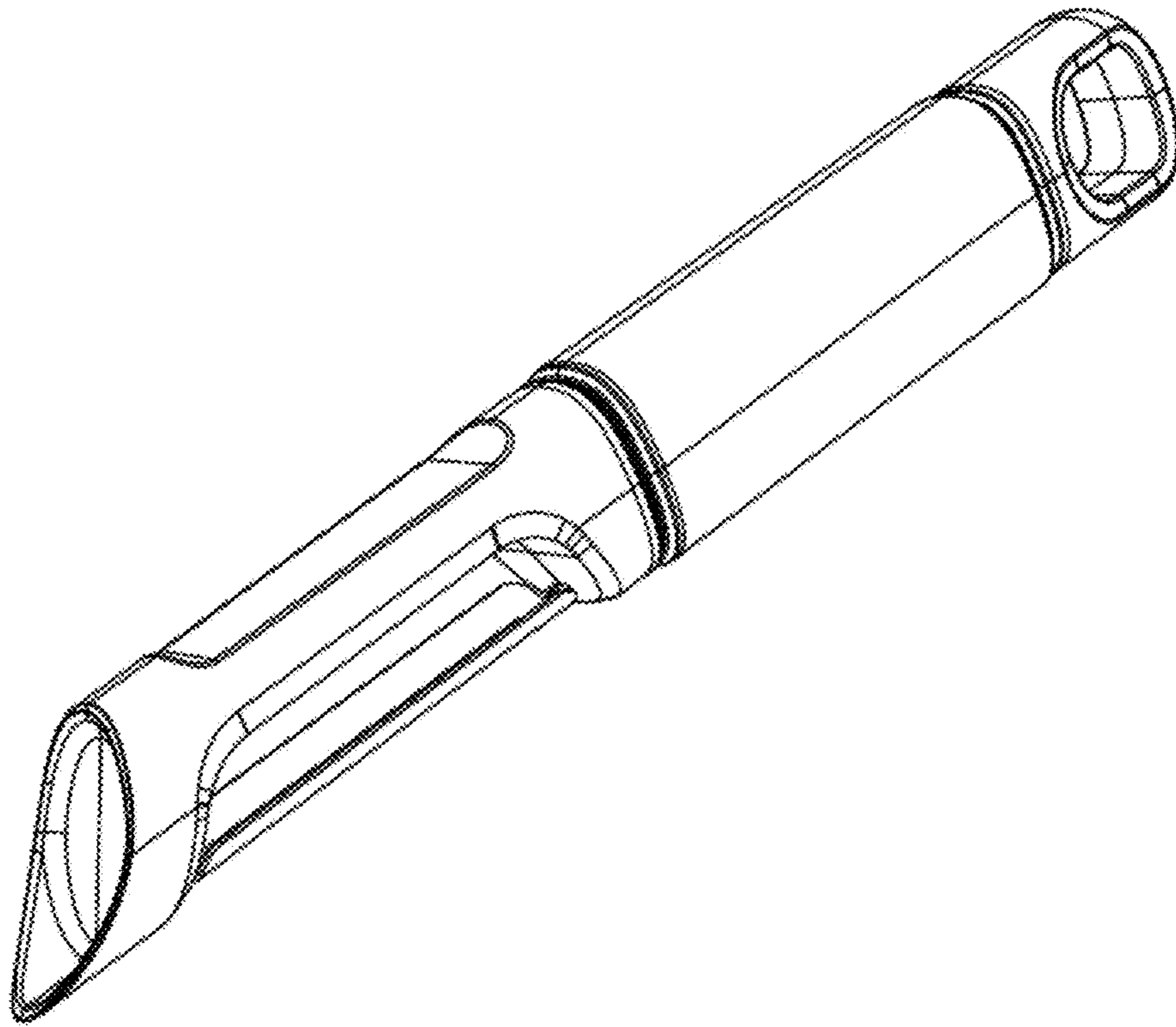


FIG. 1

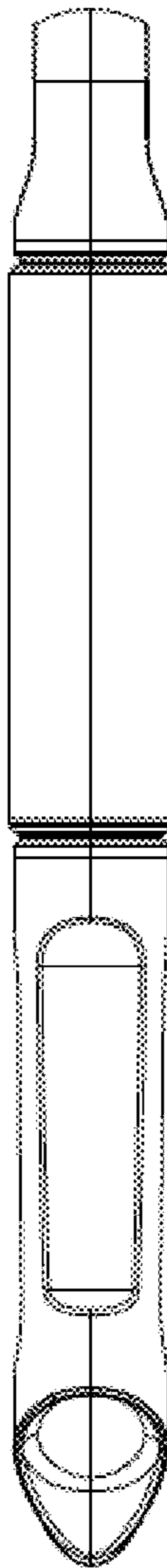


FIG. 2

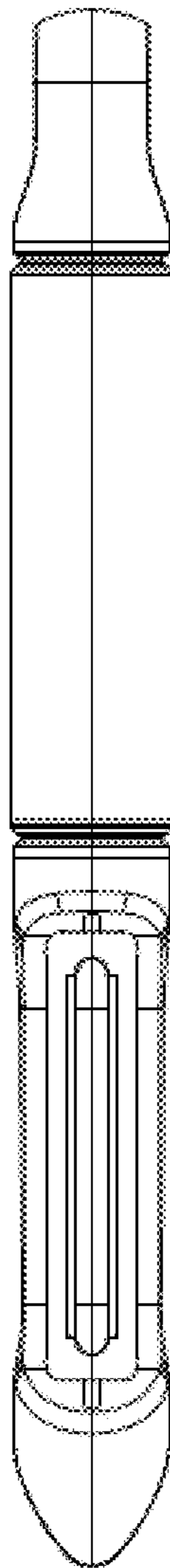


FIG. 3

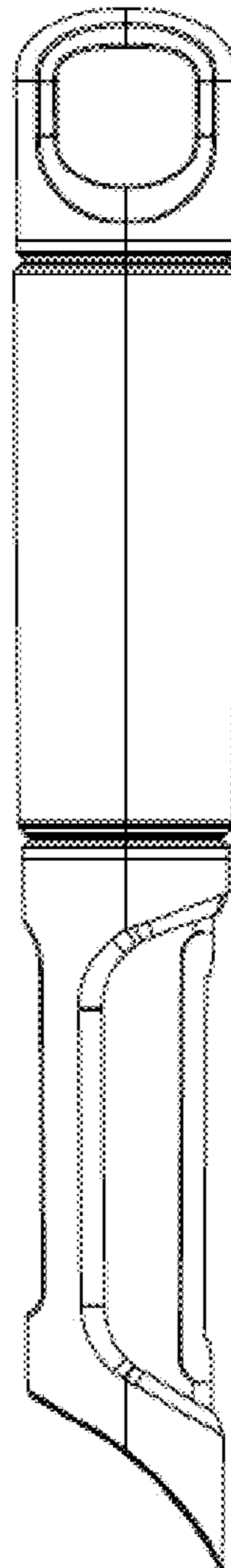


FIG. 4

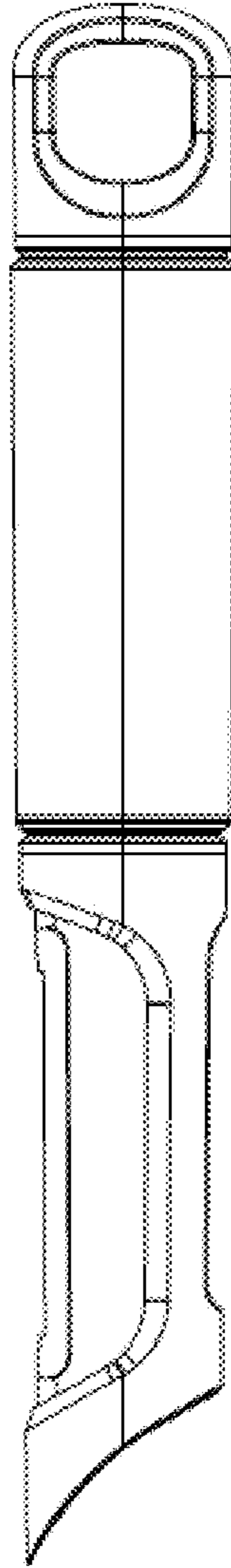


FIG. 5

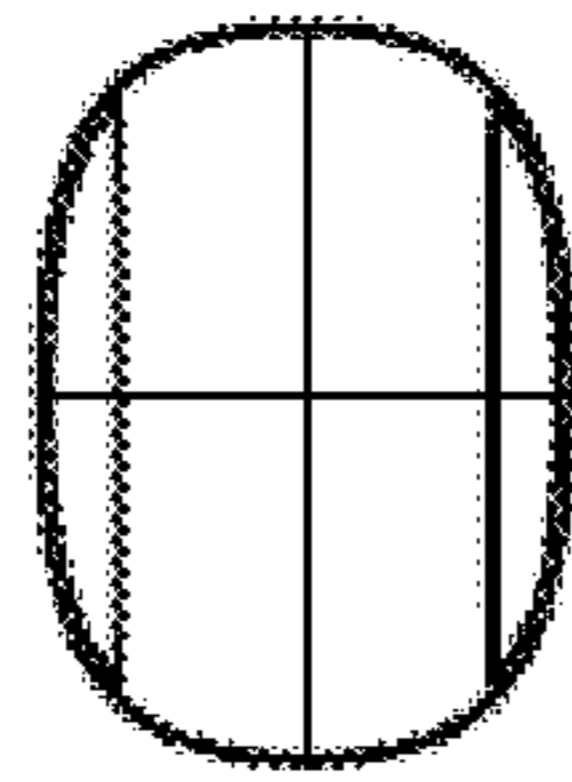


FIG. 6

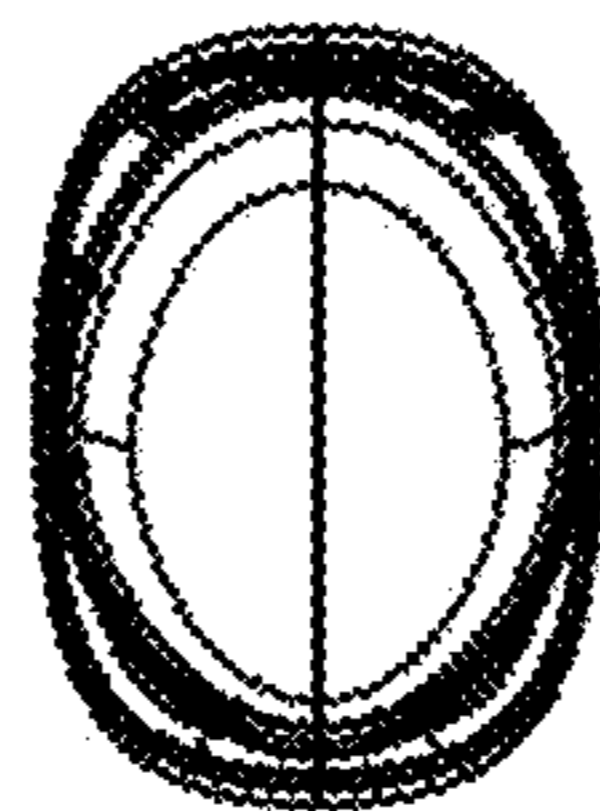


FIG. 7