

US00D939904S

(12) **United States Design Patent**
Gunter

(10) **Patent No.:** **US D939,904 S**

(45) **Date of Patent:** **** Jan. 4, 2022**

(54) **GRILLING HOOK**

6,312,030 B1 * 11/2001 Johannes A47J 43/18
294/26

(71) Applicant: **Donald Gunter**, Lucerne, IN (US)

6,464,271 B1 10/2002 Irvin

D465,703 S 11/2002 Matt

(72) Inventor: **Donald Gunter**, Lucerne, IN (US)

7,065,883 B2 6/2006 Popeil

2010/0320784 A1 12/2010 Rosenbaum

(**) Term: **15 Years**

2015/0130198 A1 5/2015 Croom

FOREIGN PATENT DOCUMENTS

(21) Appl. No.: **29/743,496**

EP 1382283 7/2003

(22) Filed: **Jul. 22, 2020**

* cited by examiner

(51) **LOC (13) Cl.** **07-02**

(52) **U.S. Cl.**

Primary Examiner — Terry A Wallace

USPC **D7/684**

(57) **CLAIM**

(58) **Field of Classification Search**

USPC D7/368, 669, 680–696

CPC . A47J 43/18; A47J 43/00; A47J 37/04; A22C

17/02; A22C 17/006; A22C 17/00

See application file for complete search history.

The ornamental design for a grilling hook, as shown and described.

DESCRIPTION

(56) **References Cited**

U.S. PATENT DOCUMENTS

3,162,475 A * 12/1964 Van Allen A47J 43/283
294/26

4,734,984 A 4/1988 Snell

5,813,120 A * 9/1998 Stroh A47J 37/0786

294/26

D425,379 S * 5/2000 Clausen D7/683

FIG. 1 is a front view of a grilling hook showing my new design;

FIG. 2 is a rear view of the grilling hook;

FIG. 3 is a right side view of the grilling hook;

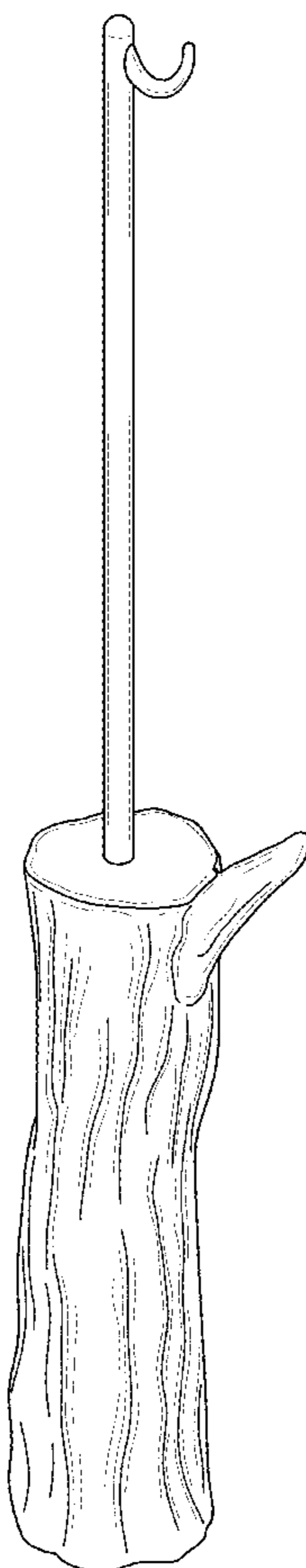
FIG. 4 is a left side view of the grilling hook;

FIG. 5 is a top view of the grilling hook;

FIG. 6 is a bottom view of the grilling hook; and,

FIG. 7 is a top front side perspective view of the grilling hook.

1 Claim, 3 Drawing Sheets



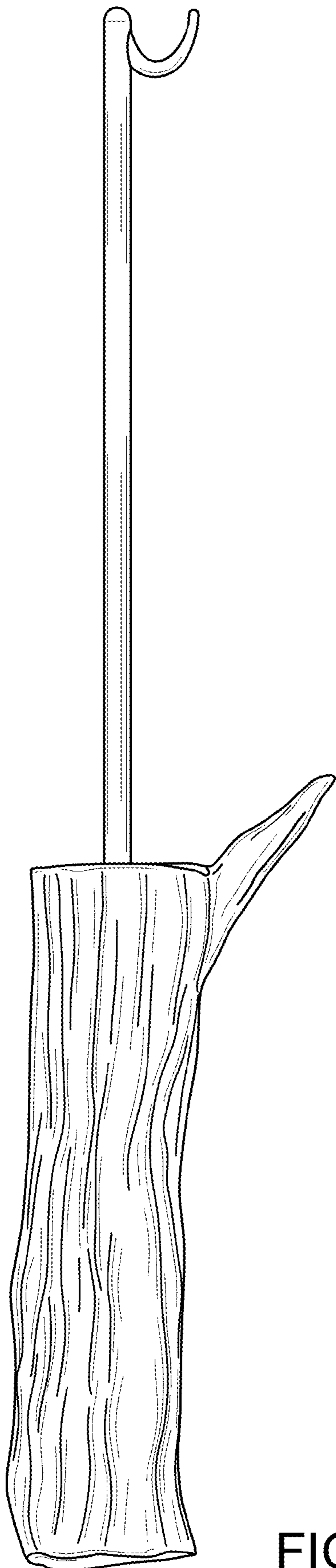


FIG. 1

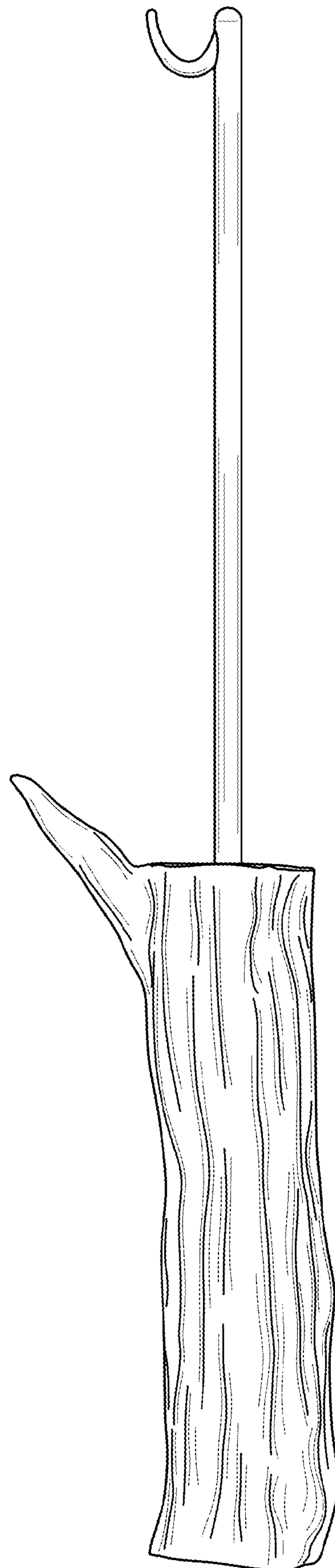


FIG. 2

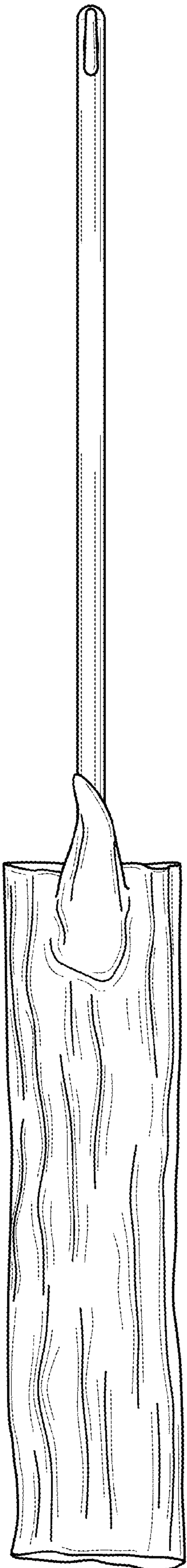


FIG. 3

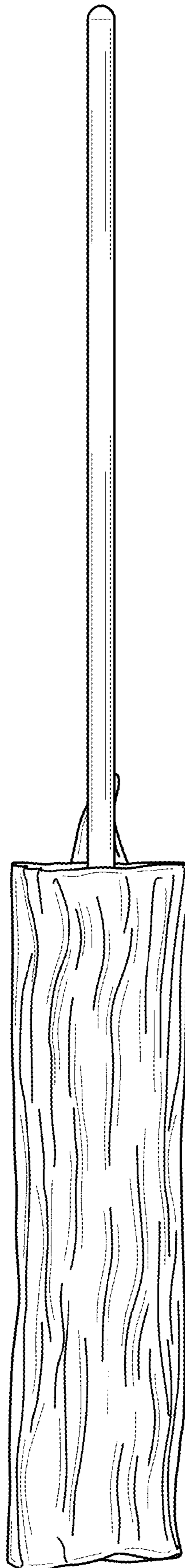


FIG. 4

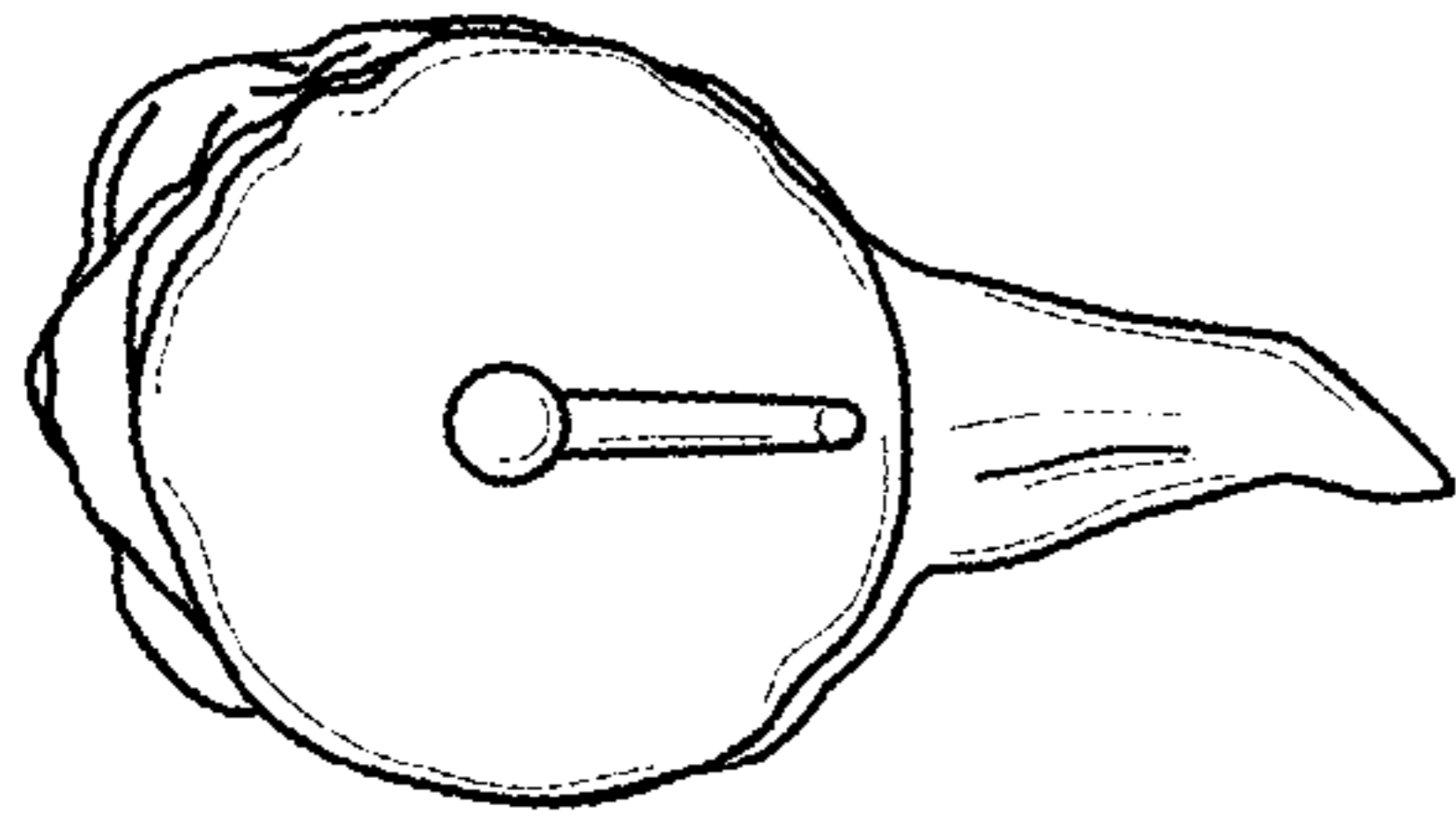


FIG. 5

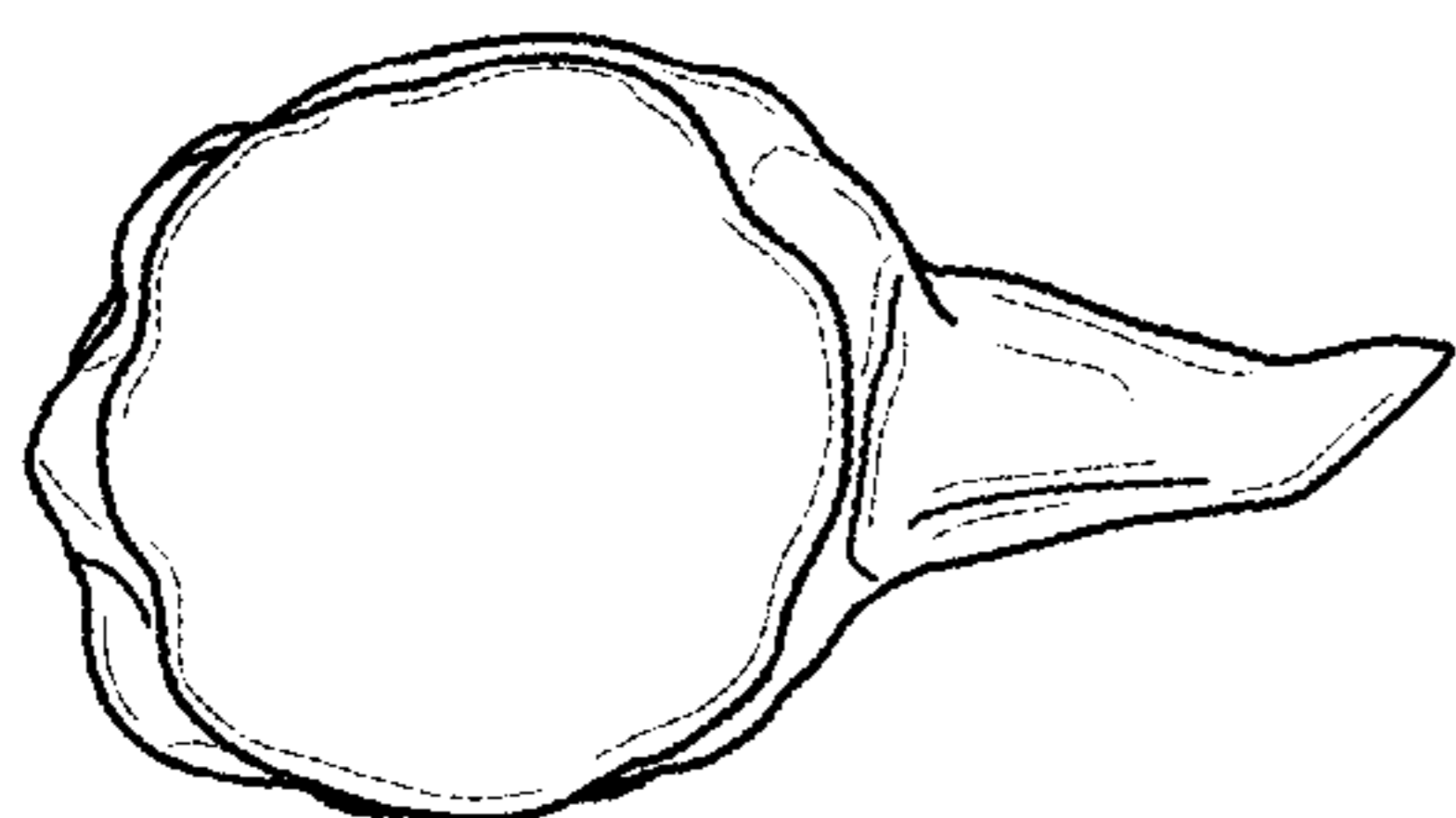


FIG. 6

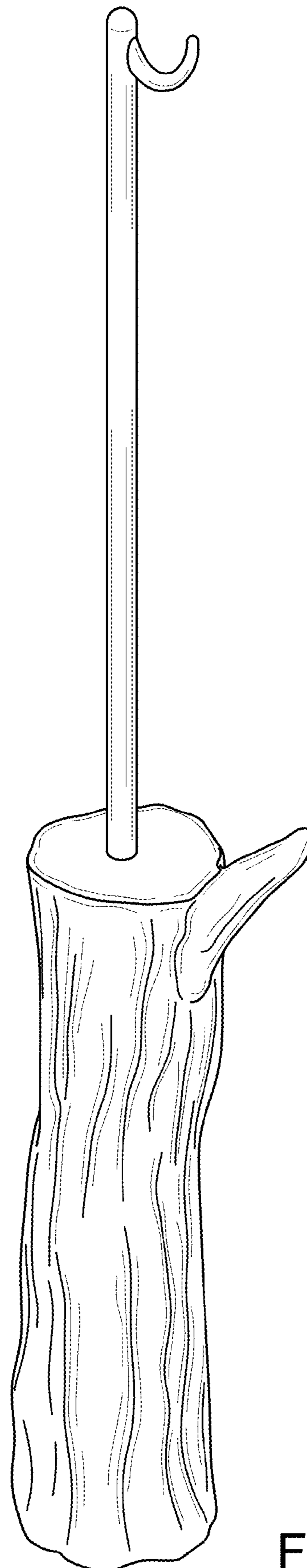


FIG. 7