



US00D939901S

(12) **United States Design Patent** (10) **Patent No.:** **US D939,901 S**
Chilcott et al. (45) **Date of Patent:** **** Jan. 4, 2022**

(54) **FRUIT HOLDER**
(71) Applicants: **Aiden Jack Chilcott**, Yallah (AU);
Arthur Neil Chilcott, Yallah (AU)
(72) Inventors: **Aiden Jack Chilcott**, Yallah (AU);
Arthur Neil Chilcott, Yallah (AU)
(**) Term: **15 Years**
(21) Appl. No.: **29/730,383**
(22) Filed: **Apr. 3, 2020**
(51) **LOC (13) Cl.** **07-06**
(52) **U.S. Cl.**
USPC **D7/628**
(58) **Field of Classification Search**
USPC D7/628; D6/512, 553, 557, 332, 303,
D6/672; D11/131, 133, 139, 157
CPC . A47B 75/00; A47F 5/08; A47F 5/018; A47F
7/0071; A47G 1/06; A47G 1/0616; A47G
1/12; A47G 2400/06; A47J 47/16
See application file for complete search history.

D388,361 S * 12/1997 Krieger D11/117
D616,254 S 5/2010 Goodman et al.
D637,043 S 5/2011 Baquero
D729,526 S * 5/2015 Klatt D6/306
D883,037 S * 5/2020 Stachurski D7/601
D899,960 S * 10/2020 Zhao D11/84
2008/0251413 A1* 10/2008 Blumenau-Bebry .. A47G 23/06
206/562
2010/0050491 A1* 3/2010 Grange B44C 5/02
40/735

* cited by examiner

Primary Examiner — Terry A Wallace

(74) *Attorney, Agent, or Firm* — Eric Karich; Karich & Associates

(57) **CLAIM**

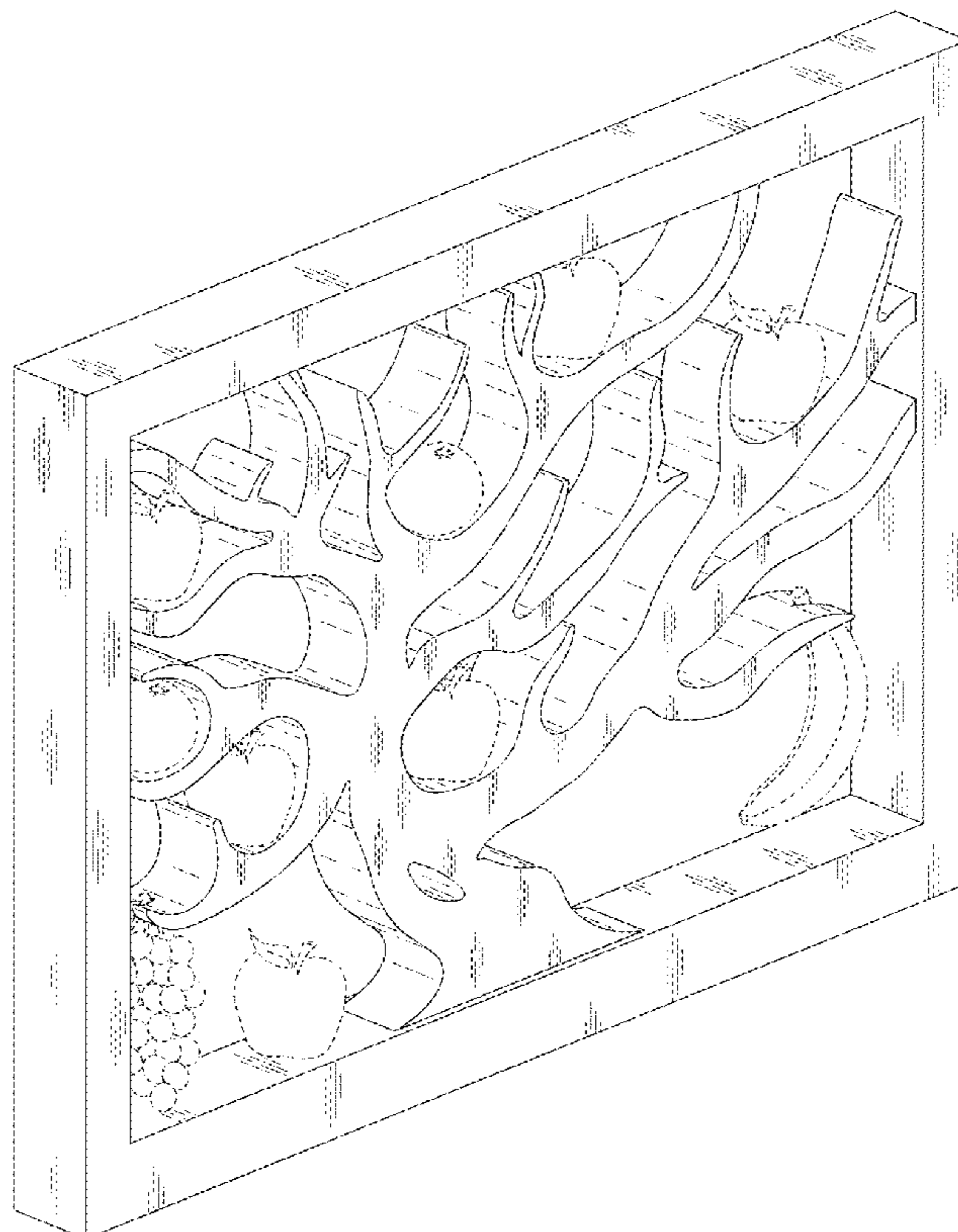
The ornamental design for a fruit holder, as shown and described.

DESCRIPTION

FIG. 1 is a perspective view of a fruit holder, showing my new design;
FIG. 2 is a front elevational view thereof;
FIG. 3 is a rear elevational view thereof;
FIG. 4 is a left side elevational view thereof;
FIG. 5 is a right side elevational view thereof;
FIG. 6 is a top plan view thereof; and,
FIG. 7 is a bottom plan view thereof.
The broken line drawings of fruit shown in FIG. 1 of the drawings form no part of the claimed design.

1 Claim, 4 Drawing Sheets

(56) **References Cited**
U.S. PATENT DOCUMENTS
2,565,700 A * 8/1951 Schiller A47F 5/04
428/19
4,103,436 A * 8/1978 Strussion G09B 29/003
428/13
D276,055 S * 10/1984 Guertin D11/118
D367,373 S * 2/1996 Hardy D26/13



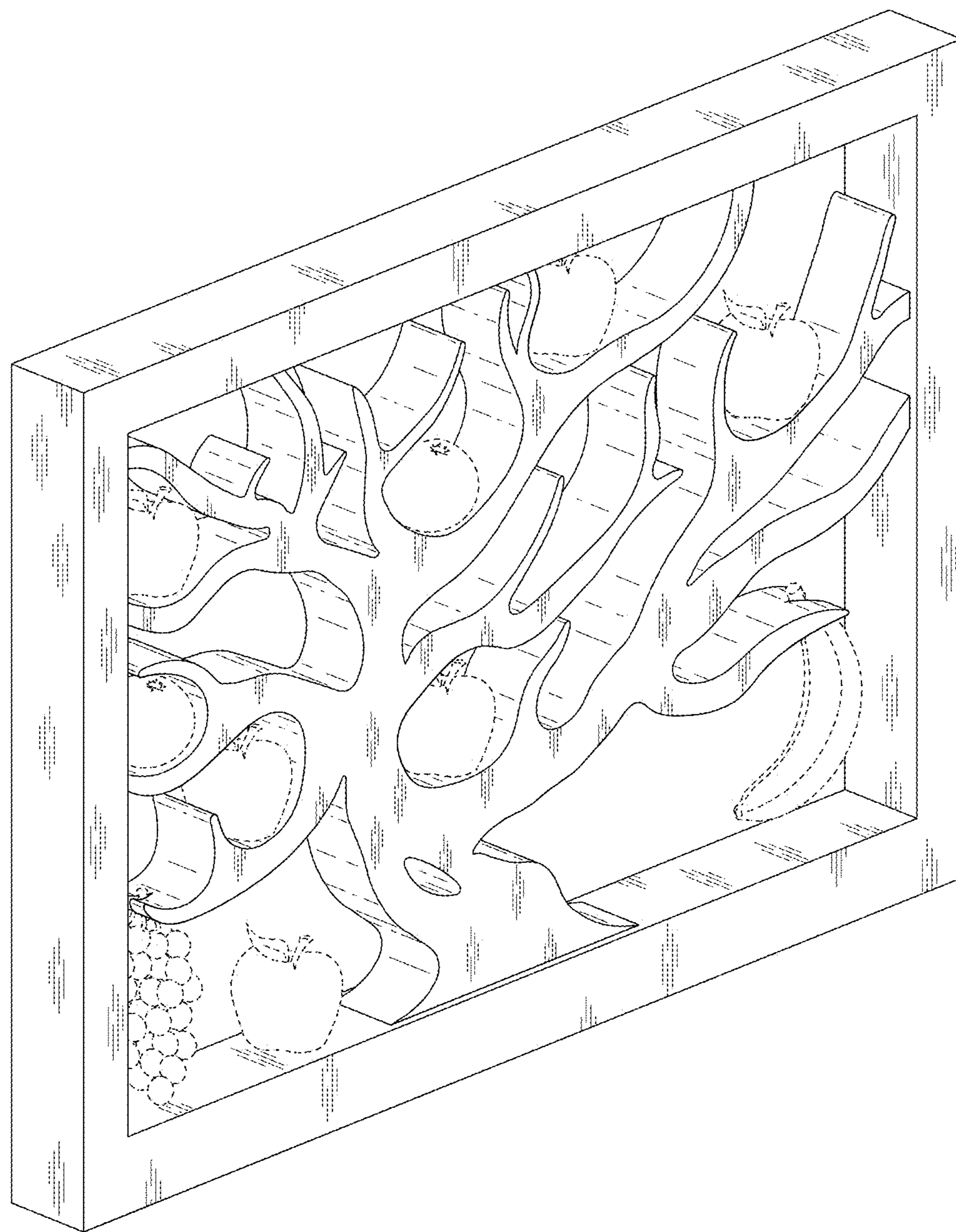


Fig. 1



Fig. 2

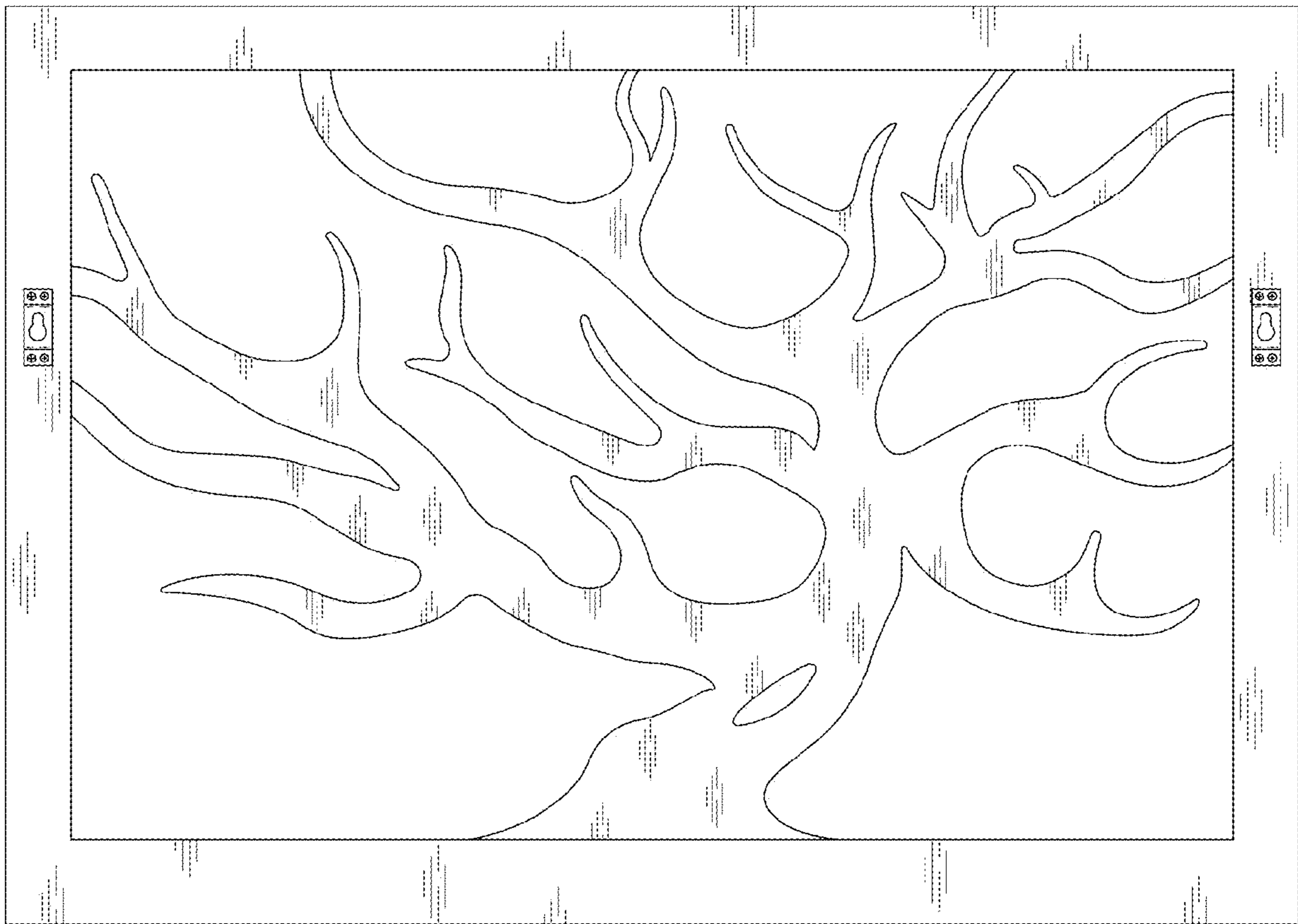


Fig. 3




Fig. 4




Fig. 5



Fig. 6



Fig. 7