



US00D939873S

(12) **United States Design Patent**
Mao et al.

(10) **Patent No.:** **US D939,873 S**
(45) **Date of Patent:** **** Jan. 4, 2022**

(54) **CHAIR**

(71) Applicant: **DAKANG HOLDING CO., LTD.**,
Zhejiang (CN)

(72) Inventors: **Rujia Mao**, Zhejiang (CN); **Xiaoyu He**,
Zhejiang (CN); **Yongjun Li**, Zhejiang
(CN)

(73) Assignee: **DAKANG HOLDING CO., LTD.**,
Zhejiang (CN)

(**) Term: **15 Years**

(21) Appl. No.: **29/736,474**

(22) Filed: **May 31, 2020**

(30) **Foreign Application Priority Data**

Mar. 25, 2020 (CN) 202030106293.8

(51) **LOC (13) Cl.** **06-01**

(52) **U.S. Cl.**
USPC **D6/716**

(58) **Field of Classification Search**
USPC D6/334, 356, 361, 366, 367, 374, 375,
D6/378, 380, 381, 716, 716.1, 716.4
CPC A47C 3/0257; A47C 3/16; A47C 3/18;
A47C 3/20; A47C 3/26; A47C 1/02;
A47C 1/03255; A47C 7/18; A47C 7/24;
A47C 7/29; A47C 7/36; A47C 7/38;
A47C 7/40; A47C 7/46; A47C 7/54;
A47C 7/282; A47C 11/00
See application file for complete search history.

(56) **References Cited**

U.S. PATENT DOCUMENTS

D752,353 S * 3/2016 Owaku D6/356
D809,313 S * 2/2018 Mao D6/366

D811,145 S * 2/2018 Li D6/716
D856,696 S * 8/2019 Shen D6/366
10,399,472 B2 * 9/2019 Iwakata B60N 2/7011
D885,779 S * 6/2020 Li D6/366
D905,992 S * 12/2020 Li D6/366
D905,993 S * 12/2020 Wu D6/366
D918,634 S * 5/2021 Peng D6/716.1
D923,350 S * 6/2021 Chen D6/366
D925,936 S * 7/2021 Zhou D6/366
D927,872 S * 8/2021 Li D6/366

* cited by examiner

Primary Examiner — R. Johnson

(74) *Attorney, Agent, or Firm* — JCIP Global Inc.

(57) **CLAIM**

The ornamental design for a chair, as shown and described.

DESCRIPTION

FIG. 1 is a perspective view of a chair showing our new design;
FIG. 2 is a front view thereof;
FIG. 3 is a rear view thereof;
FIG. 4 is a left side view thereof;
FIG. 5 is a right side view thereof; and,
FIG. 6 is a top view thereof.

A bottom view thereof is omitted since it does not contain ornamental features. The heavy broken line showing of stitch lines in FIGS. 1-6 forms portions of the claimed design, while the light broken line showing of portions of the chair in FIGS. 1-6 forms no part of the claimed design.

1 Claim, 6 Drawing Sheets

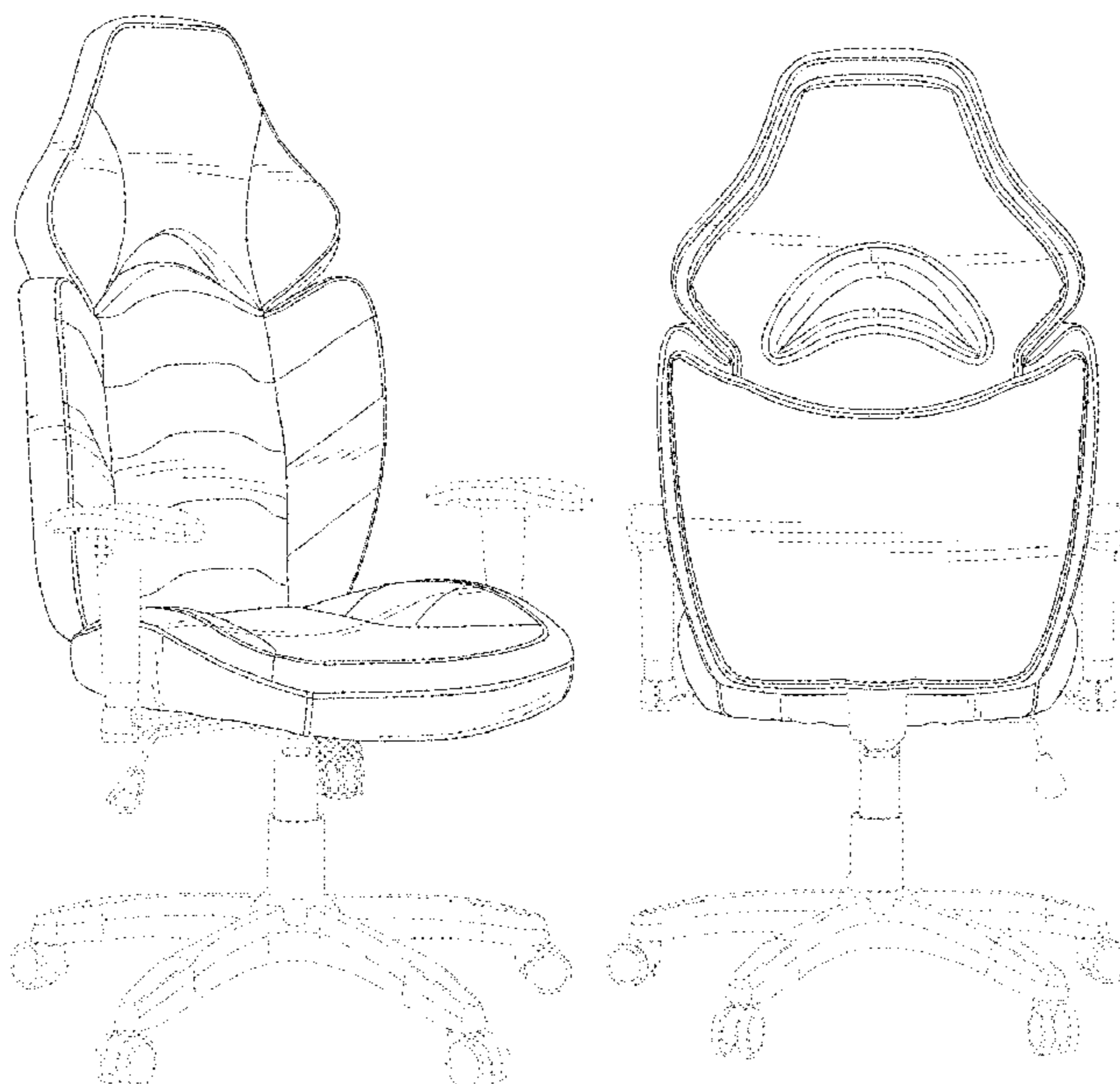




FIG. 1

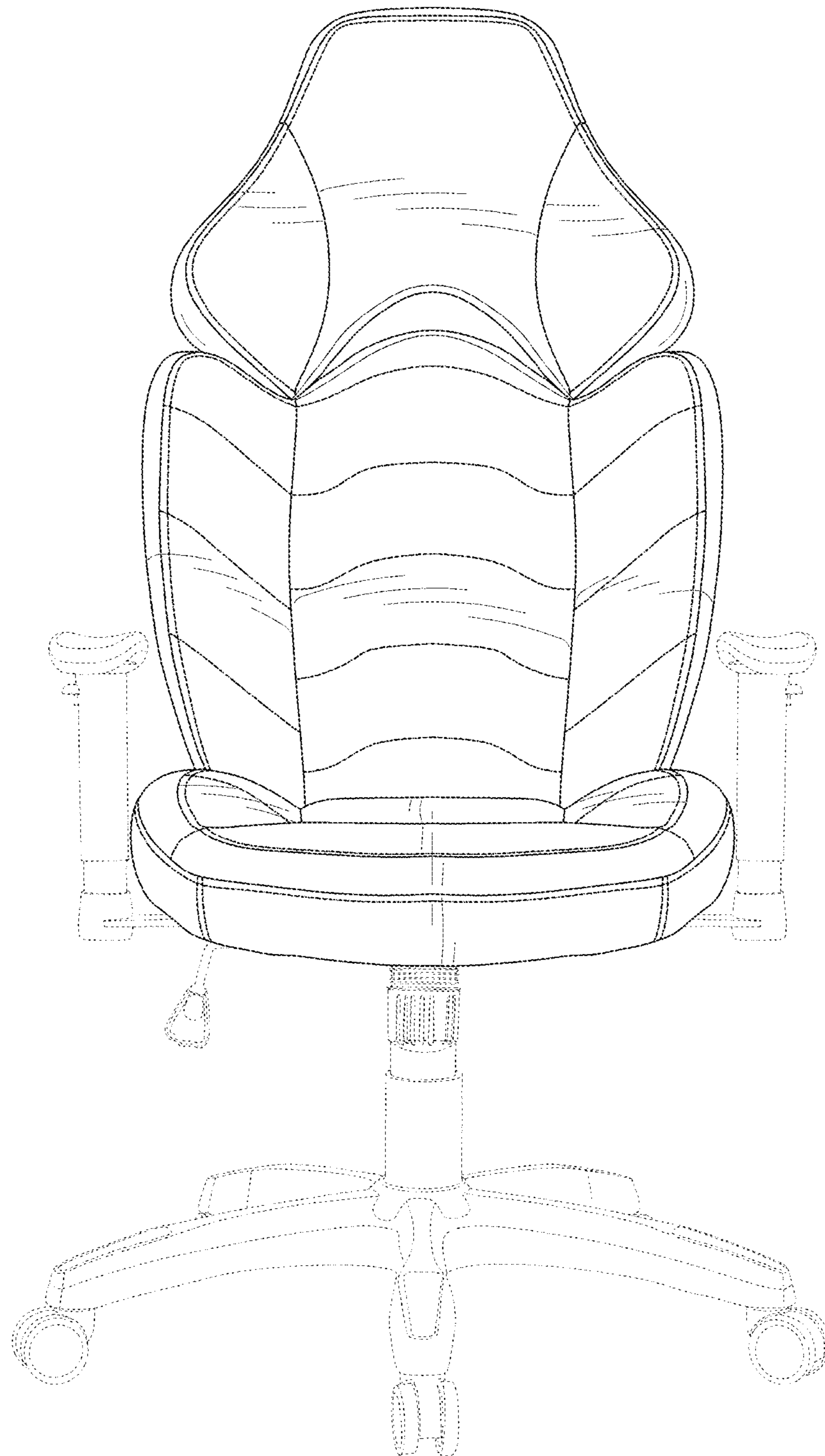


FIG. 2

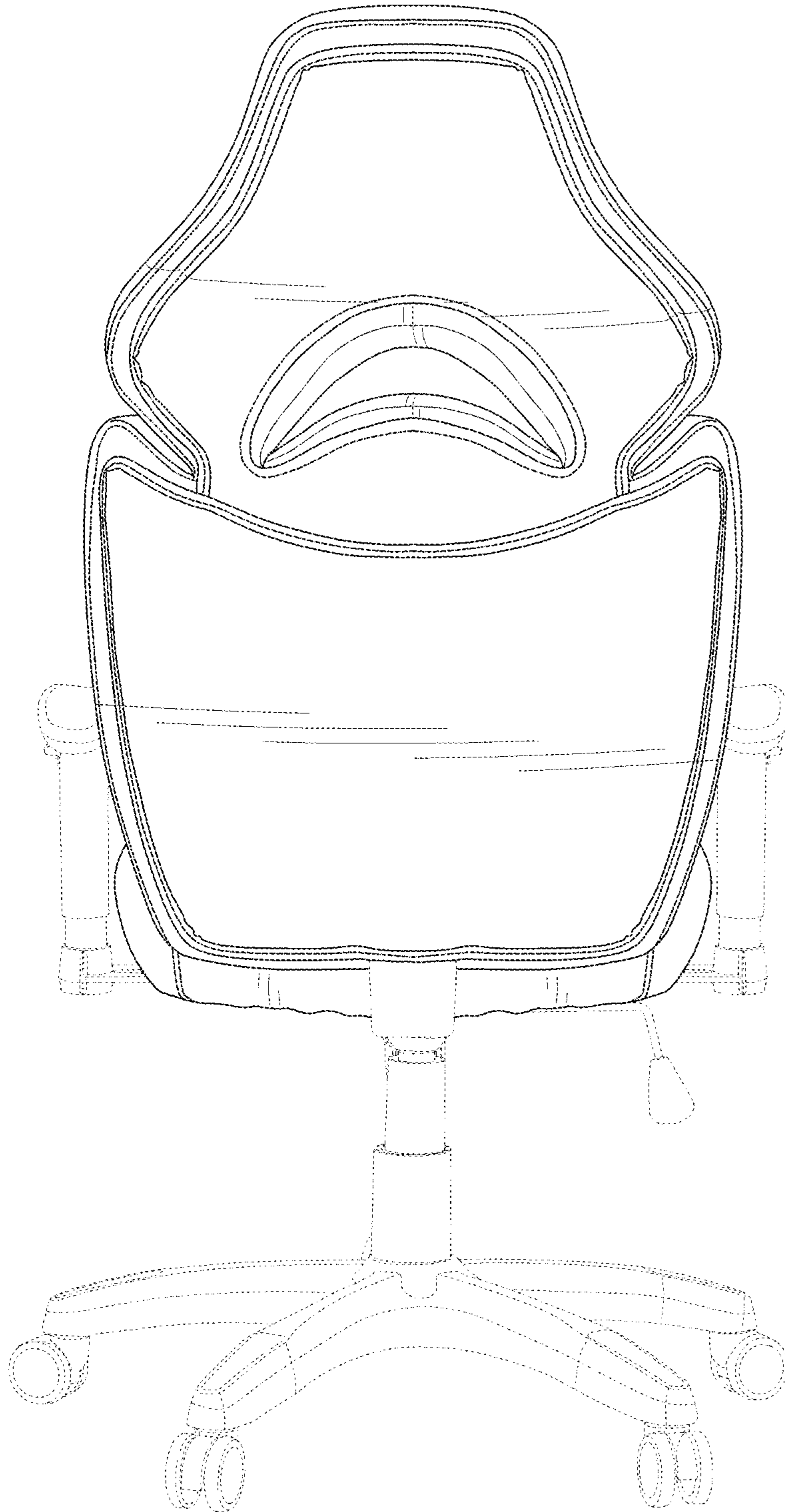


FIG. 3

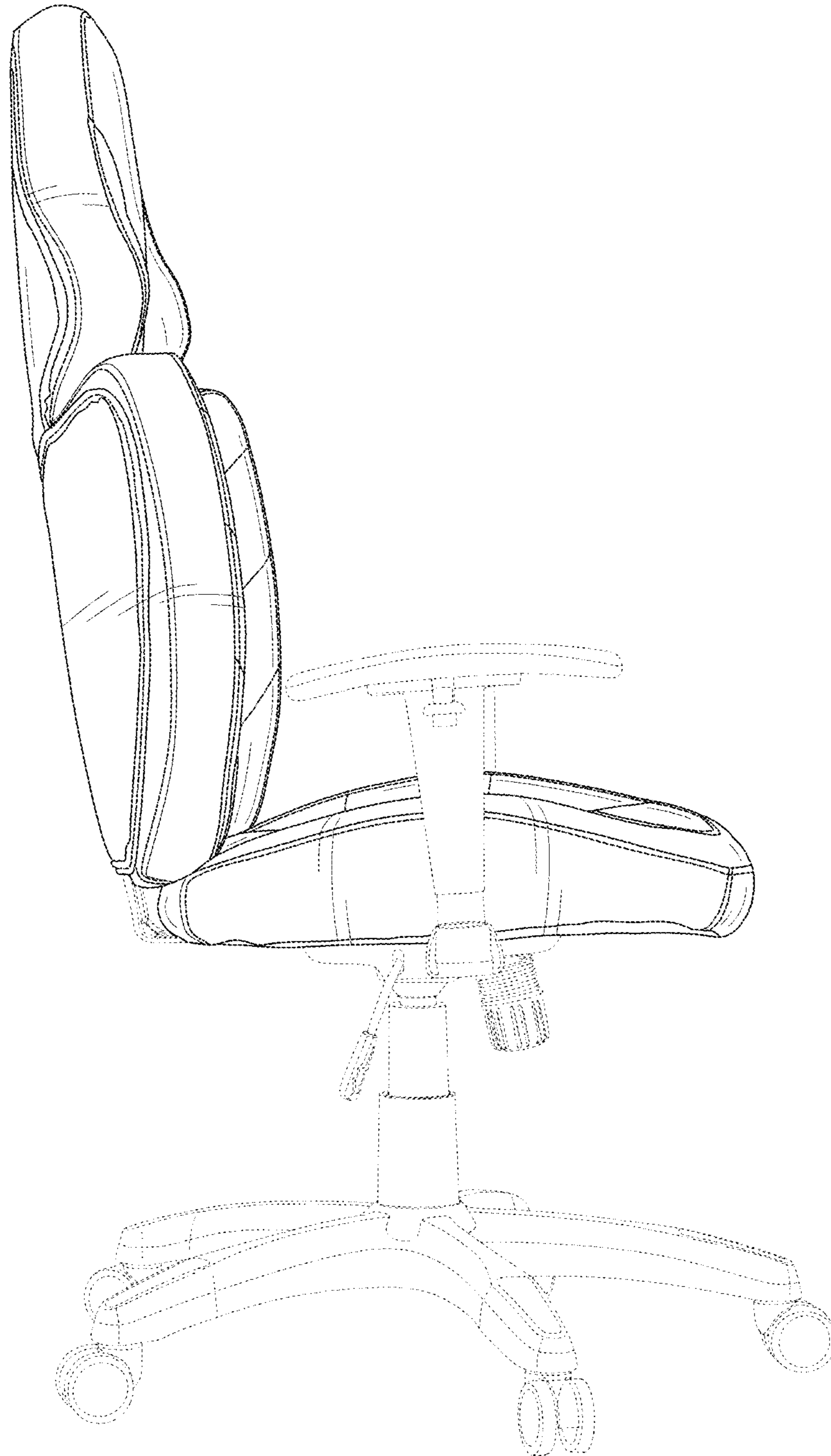


FIG. 4

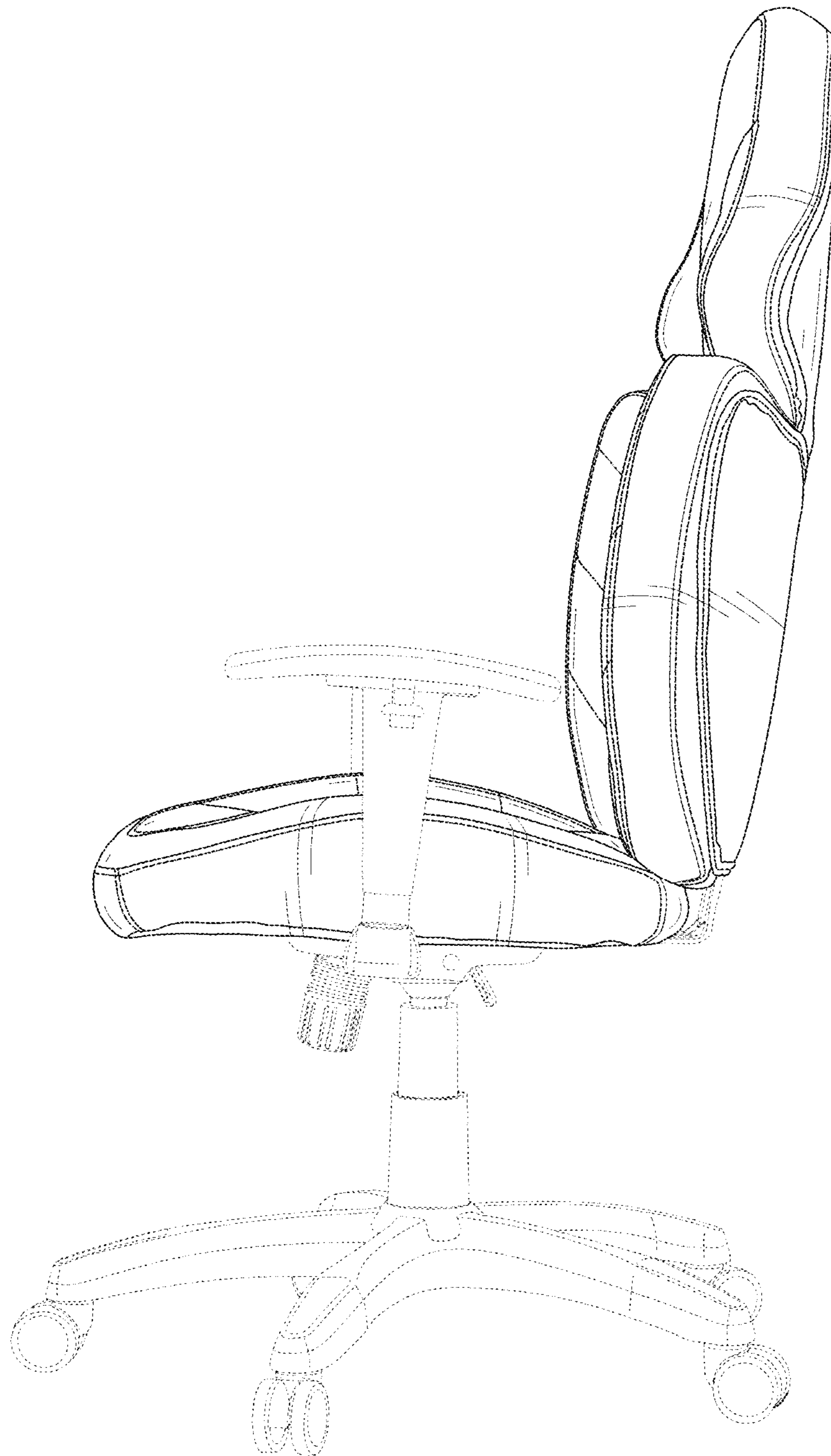


FIG. 5

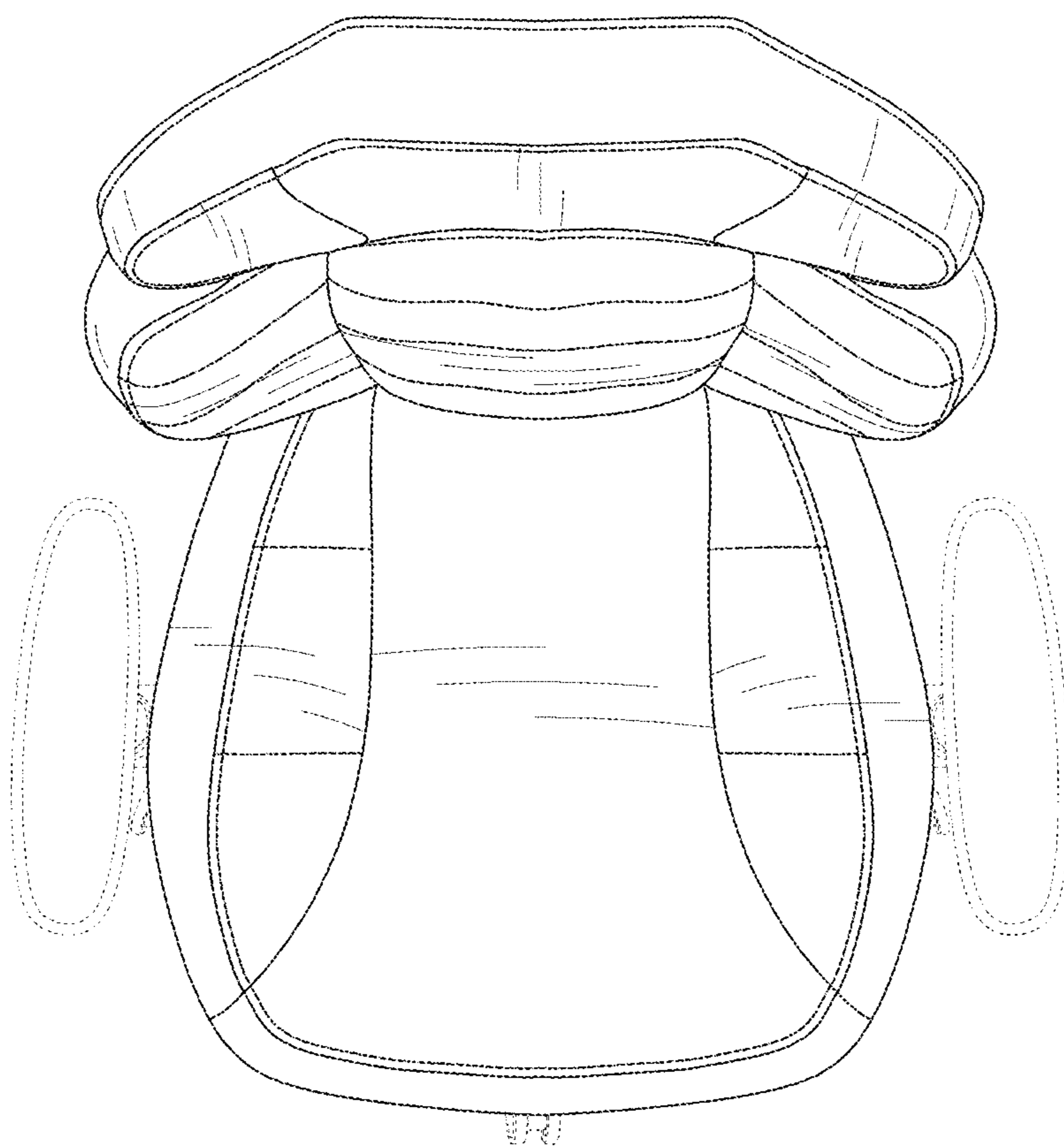


FIG. 6