



US00D939867S

(12) **United States Design Patent** (10) **Patent No.:** **US D939,867 S**
Zucco et al. (45) **Date of Patent:** **** Jan. 4, 2022**

(54) **BACK CUSHION**
(71) Applicant: **UPPER ECHELON PRODUCTS LLC, Austin, TX (US)**
(72) Inventors: **Michael Joseph Zucco, Austin, TX (US); Grigory Alexandrovich Markov, Nizhny Novgorod (RU)**
(**) Term: **15 Years**
(21) Appl. No.: **29/762,280**
(22) Filed: **Dec. 15, 2020**
(51) **LOC (13) Cl.** **06-09**
(52) **U.S. Cl.**
USPC **D6/601**
(58) **Field of Classification Search**
USPC D6/595-601, 603, 604, 611; D21/803, D21/804; D24/183
CPC A47C 7/12; A47C 7/021; A47C 7/383; A47C 7/425; A47C 7/428; A47C 7/546; A47C 16/00; A47C 20/00; A47C 20/02; A47C 20/021; A47C 20/026; A47C 20/027; A47C 31/11; A47C 27/001; A47C 27/081; A47C 1/146; A47G 9/00; A47G 9/10; A47G 9/07; A47G 9/1027; A47G 9/1045; A47G 9/1054; A47G 9/1063; A47G 9/1072; A47G 9/1081; A47G 9/109; A47G 2009/1018; A47G 2009/1036
See application file for complete search history.

D363,186 S 8/1995 Reaves
5,816,661 A 10/1998 Sakurai
D476,185 S 6/2003 Siegal
6,668,404 B2* 12/2003 Lanteri A47G 9/10
5/636
6,969,114 B2 11/2005 Keilhauer
D517,849 S * 3/2006 Akamatsu D6/601
D572,049 S 7/2008 Kerr
D659,252 S 5/2012 Batiste
8,261,384 B2 9/2012 Batiste
8,261,386 B2 9/2012 Kardos
8,359,686 B2* 1/2013 Hunter A47G 9/109
5/638
8,459,737 B2 6/2013 Brotsch
D714,086 S 9/2014 Li
D718,562 S 12/2014 Menne, III
9,033,416 B1 5/2015 Vanderhorst
D773,224 S 12/2016 Tse
D776,441 S 1/2017 Nelson
D793,768 S 8/2017 Goddard

(Continued)

FOREIGN PATENT DOCUMENTS

CN 301047528 9/2020
Primary Examiner — Jennifer L Rempfer
(74) *Attorney, Agent, or Firm* — Stovall Legal; Blake D. Stovall

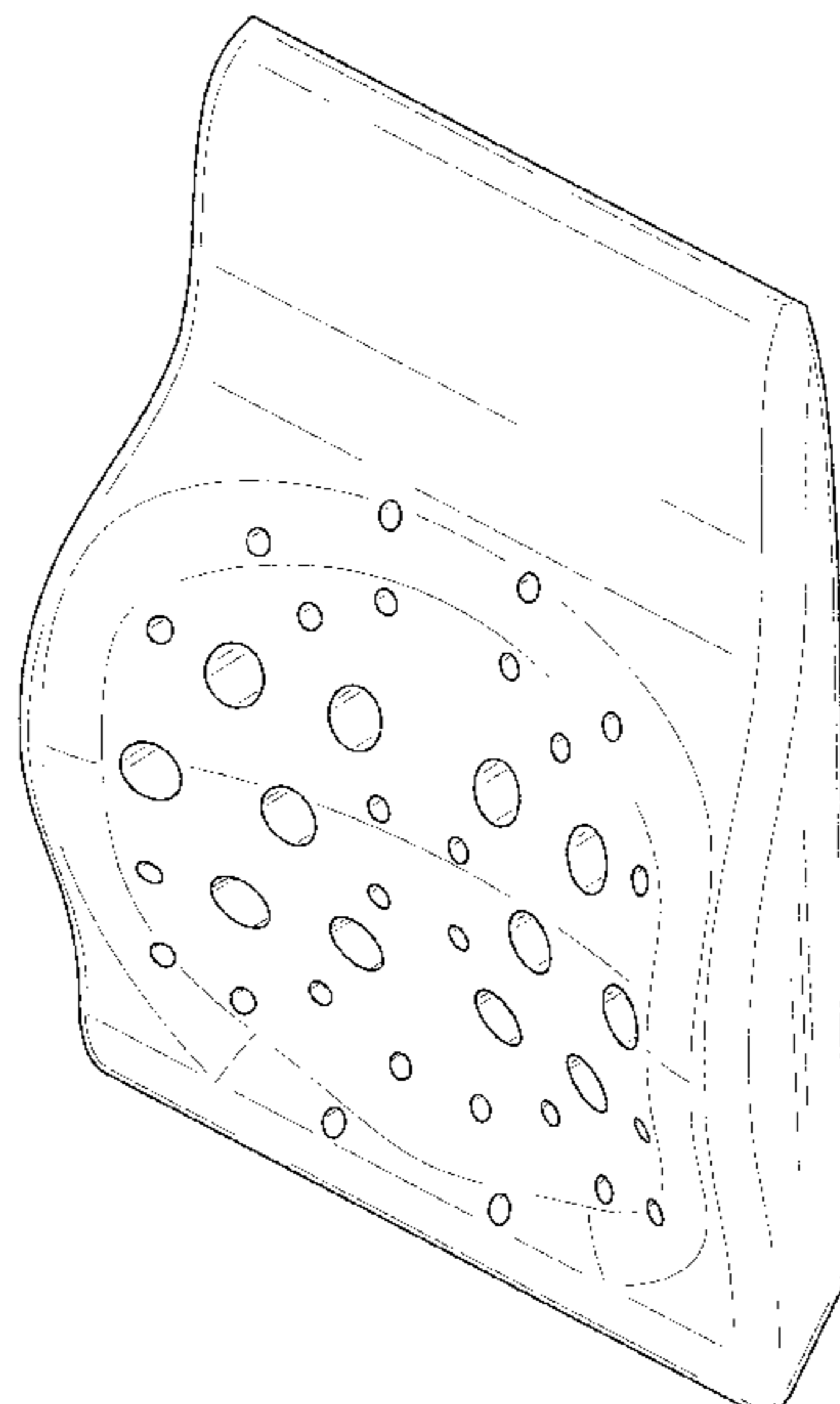
(57) **CLAIM**
The ornamental design for a back cushion, as shown.

DESCRIPTION

FIG. 1 is a front perspective view of a back cushion; FIG. 2 is a rear perspective view thereof; FIG. 3 is a front view thereof; FIG. 4 is a rear view thereof; FIG. 5 is a left side view thereof; FIG. 6 is a top view thereof; and, FIG. 7 is a bottom view thereof. The right side view is a mirror image of the left side.

1 Claim, 6 Drawing Sheets

(56) **References Cited**
U.S. PATENT DOCUMENTS
2,565,597 A 10/1948 Mier
2,931,427 A 4/1960 Goldstein
4,535,495 A 8/1985 Oldfield
4,796,315 A 1/1989 Crew
D308,613 S 6/1990 Clark
5,190,347 A 3/1993 Shiow-Lan



(56)

References Cited

U.S. PATENT DOCUMENTS

D793,770	S	8/2017	Krishtul	
D799,234	S	10/2017	Mao	
D821,103	S	6/2018	Delaney	
9,999,304	B2	6/2018	Krishtul	
D825,241	S	8/2018	Feiner	
D828,054	S *	9/2018	Chen	D6/601
D844,346	S	4/2019	Chen	
D848,765	S	5/2019	Chen	
D851,961	S	6/2019	Rifelj	
D857,436	S	8/2019	Feiner	
D871,796	S *	1/2020	Mi	D6/601
D885,792	S	6/2020	Peng	
D899,142	S	10/2020	Federl et al.	
D907,400	S	1/2021	Federl et al.	
D924,601	S *	7/2021	Lian	D6/601
2010/0117433	A1	5/2010	Cassaday	
2012/0256466	A1 *	10/2012	Lievstro	B29C 44/1266 297/452.18

* cited by examiner

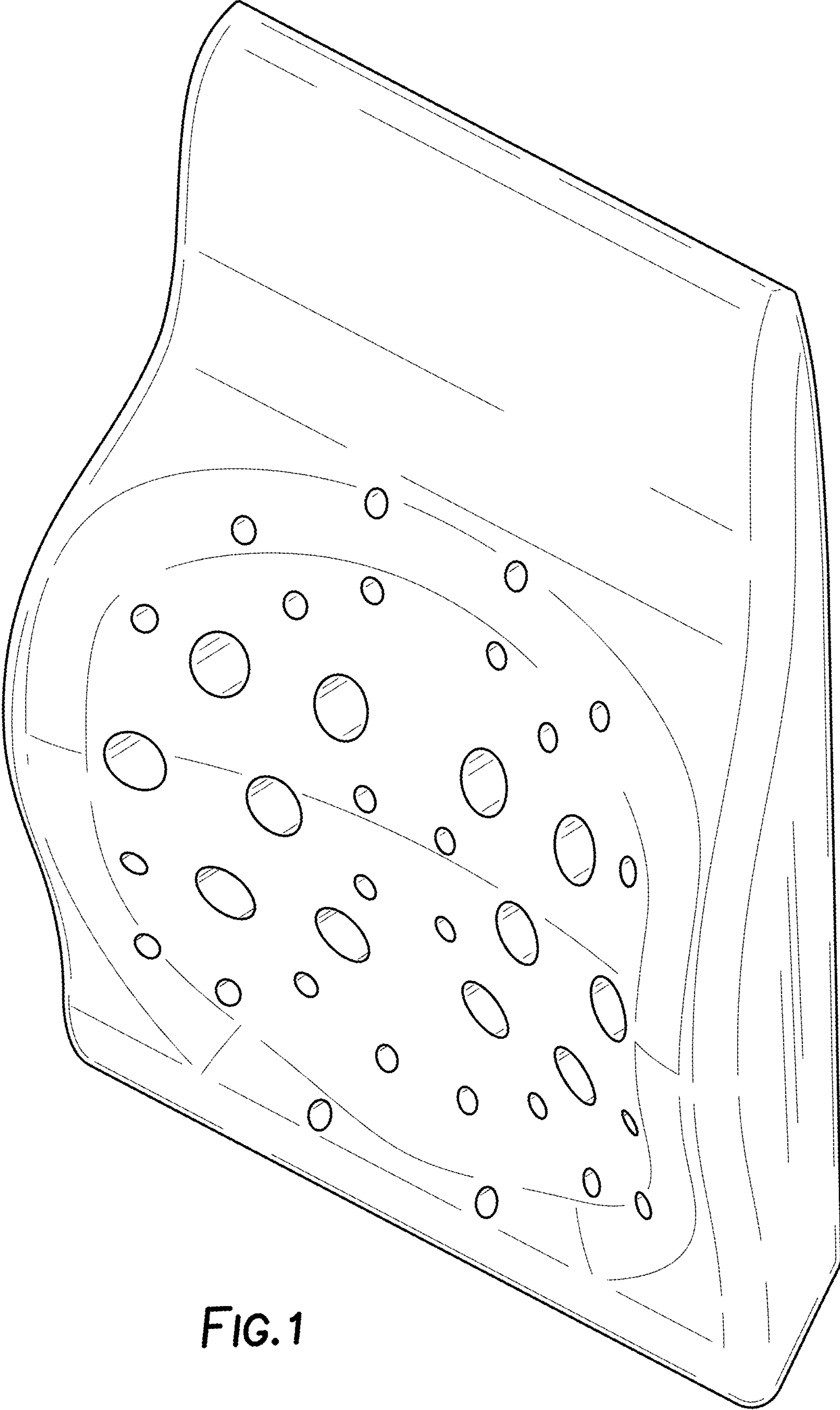


FIG. 1

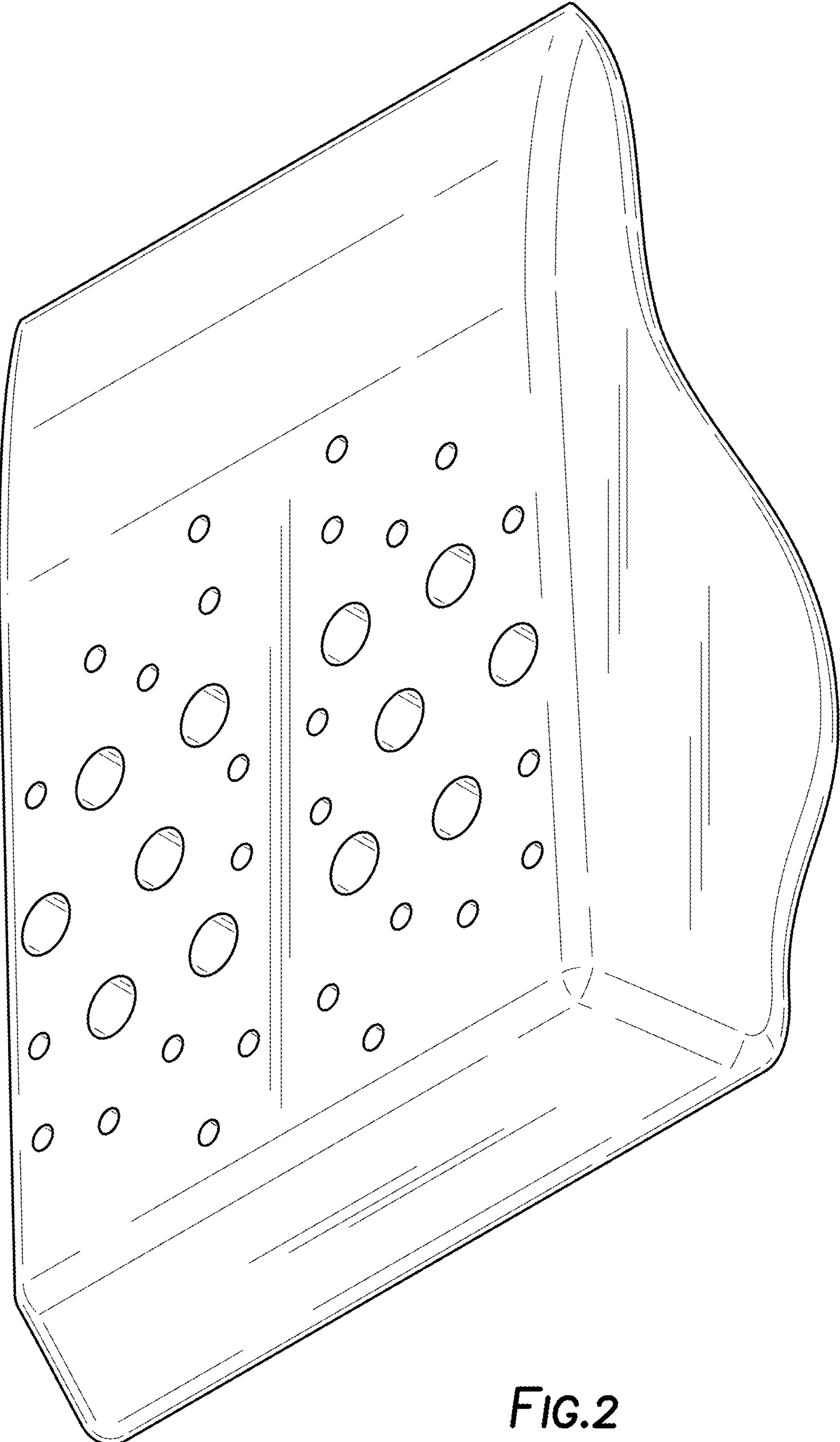


FIG.2

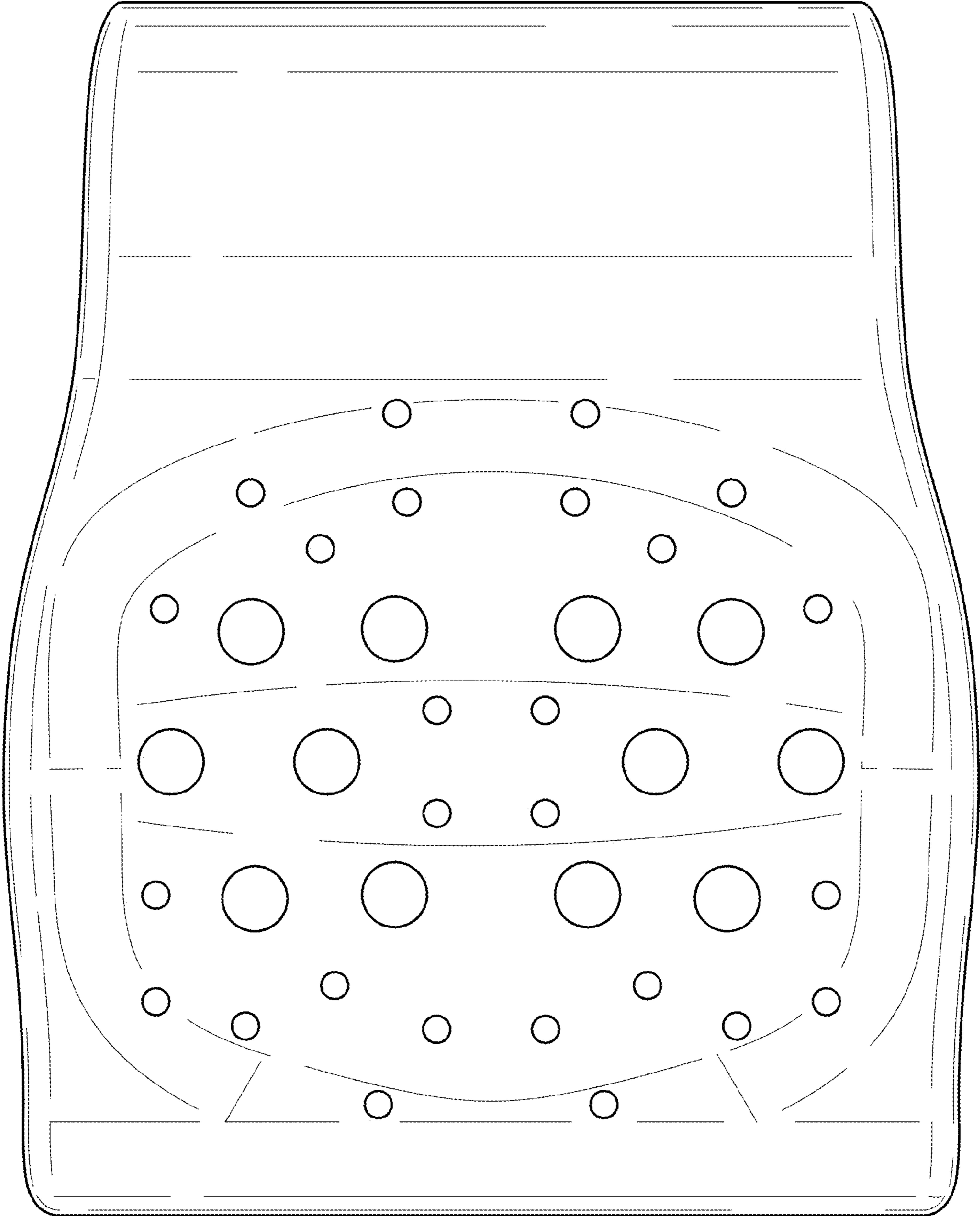


FIG.3

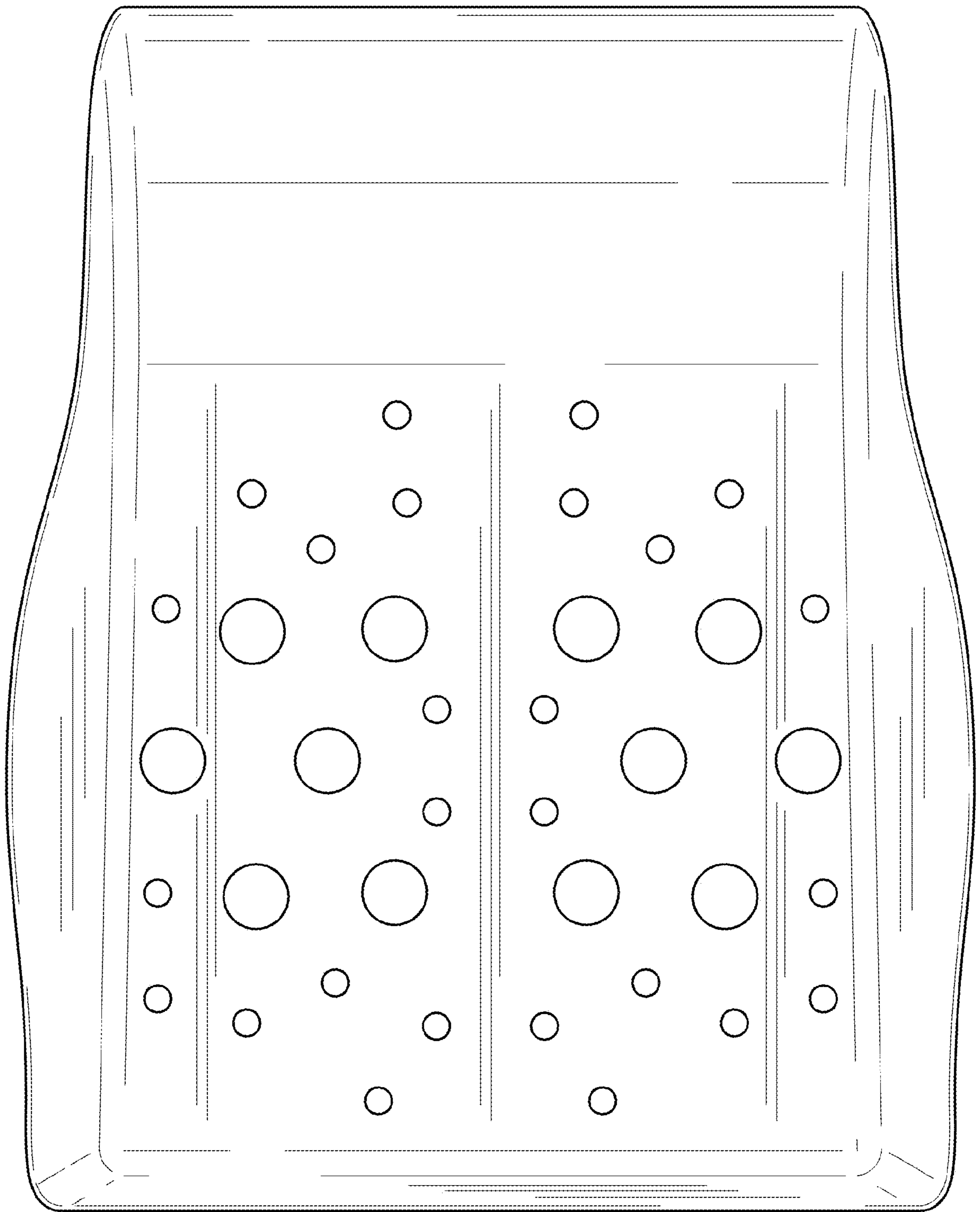


FIG.4

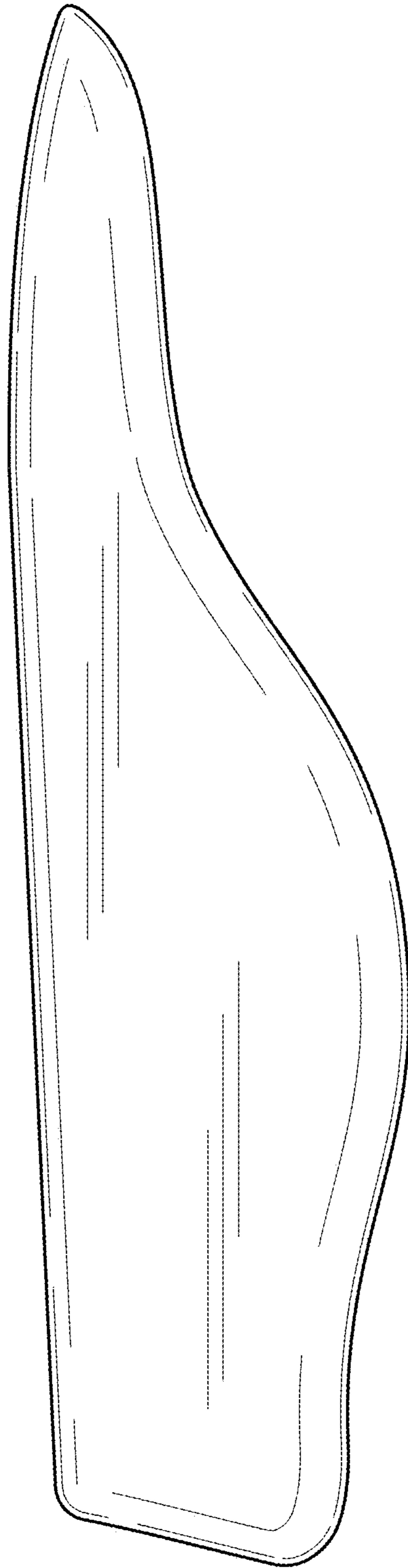


FIG.5

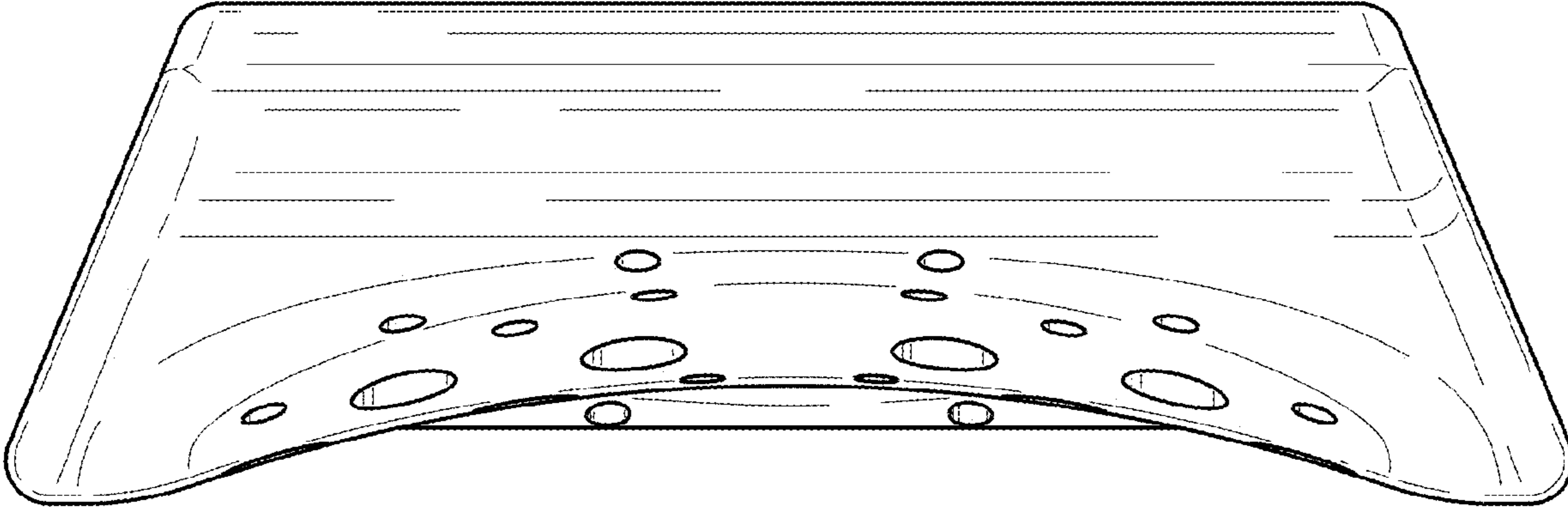


FIG. 6




FIG. 7