



US00D939861S

(12) **United States Design Patent**
Tagle et al.

(10) **Patent No.:** **US D939,861 S**
(45) **Date of Patent:** **** Jan. 4, 2022**

(54) **PILLOW WITH DEVICE POCKET**

(71) Applicants: **Matthew D. Tagle**, Rockville Centre, NY (US); **Luke Tagle**, Rockville Centre, NY (US)

(72) Inventors: **Matthew D. Tagle**, Rockville Centre, NY (US); **Luke Tagle**, Rockville Centre, NY (US)

(**) Term: **15 Years**

(21) Appl. No.: **29/683,224**

(22) Filed: **Mar. 12, 2019**

(51) **LOC (13) Cl.** **06-09**

(52) **U.S. Cl.**
USPC **D6/601**

(58) **Field of Classification Search**
USPC D6/582-583, 587-592, 595-609, D6/617-622; D21/803-809; D24/183
CPC A47G 9/00; A47G 2009/001; A47G 2009/002; A47G 2009/003; A47G 9/10; A47G 9/1009; A47G 2009/1018; A47G 9/1045; A47G 9/1081; A47G 9/109; A47G 9/007; A61G 7/072
See application file for complete search history.

(56) **References Cited**

U.S. PATENT DOCUMENTS

3,789,546	A *	2/1974	Morrison	A63H 3/003
					446/327
4,227,270	A *	10/1980	Rivera	A45C 9/00
					248/102
D448,960	S *	10/2001	Leverette	D6/596
D482,923	S *	12/2003	Gaines	D6/601
D485,723	S *	1/2004	Salazar	D6/601
7,089,617	B1 *	8/2006	Lauro	A47G 9/0253
					5/490

D531,443	S *	11/2006	Sabeti	D6/608
D538,095	S *	3/2007	Turner	D6/603
D613,543	S *	4/2010	Tinker, Sr.	D6/601
D651,841	S *	1/2012	Nayman	D6/601
D702,971	S *	4/2014	Mitchell	D6/601
D728,271	S *	5/2015	Cohen	D6/601
D740,055	S *	10/2015	Dodda	D6/608
D757,462	S *	5/2016	Mathews	D6/608
D834,352	S *	11/2018	Oyekan	D6/608
D850,158	S *	6/2019	Daniels	D6/603
2007/0061975	A1 *	3/2007	Hernandez	A47G 9/1045
					5/639
2009/0235454	A1 *	9/2009	Leverette	A47G 9/10
					5/485
2020/0000253	A1 *	1/2020	Mell	A47G 9/0253
2021/0076852	A1 *	3/2021	Petersen	A47G 9/1045

* cited by examiner

Primary Examiner — Jennifer L Rempfer

(74) *Attorney, Agent, or Firm* — Sean R. Wilsusen, Esq.;
Carter, DeLuca & Farrell LLP

(57) **CLAIM**

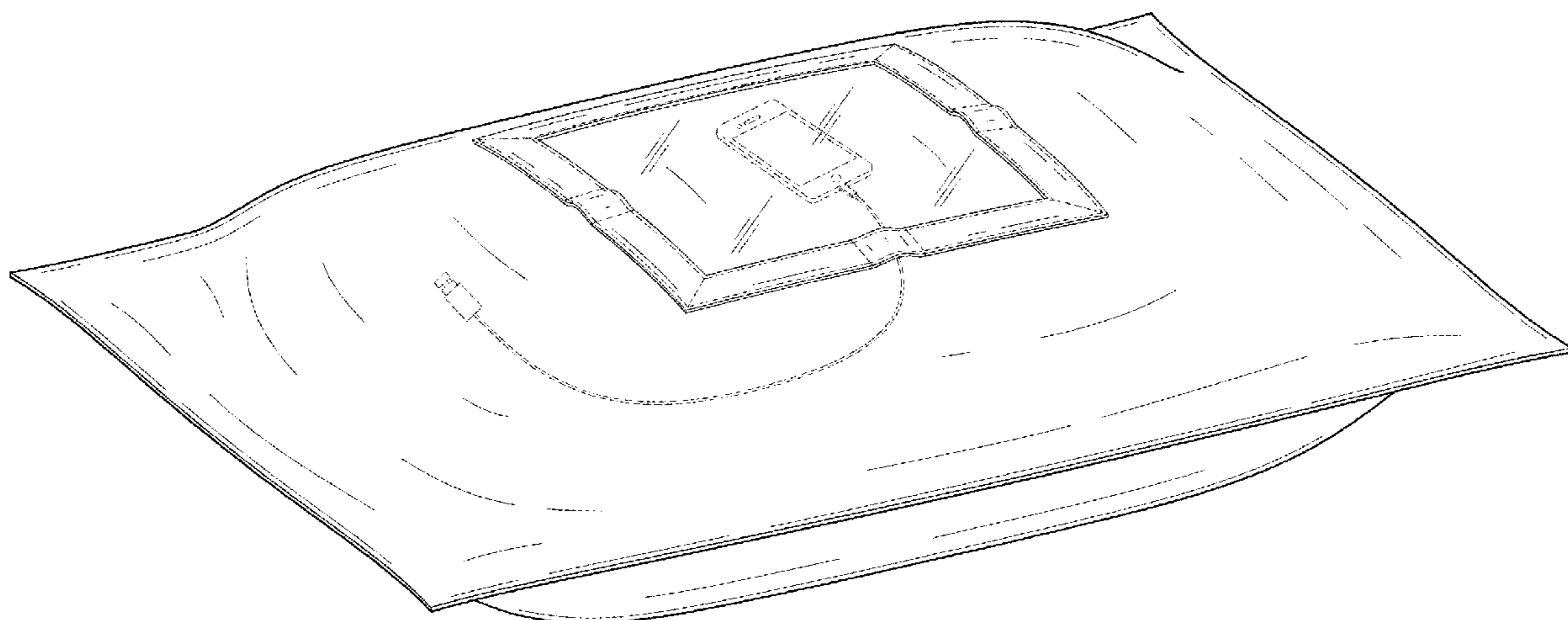
The ornamental design for a pillow with device pocket, as shown and described.

DESCRIPTION

FIG. 1 is top perspective view of a pillow with device pocket;
FIG. 2 is a bottom perspective view thereof;
FIG. 3 is a top plan view thereof;
FIG. 4 is a bottom plan view thereof;
FIG. 5 is a first side view thereof;
FIG. 6 is a second side view thereof; and,
FIG. 7 is a third side view thereof.

The broken lines in the drawings representing a smartphone and a charging cord form no part of the claimed design.
The broken lines surrounding the device pocket represent stitching and form part of the claimed design.

1 Claim, 6 Drawing Sheets



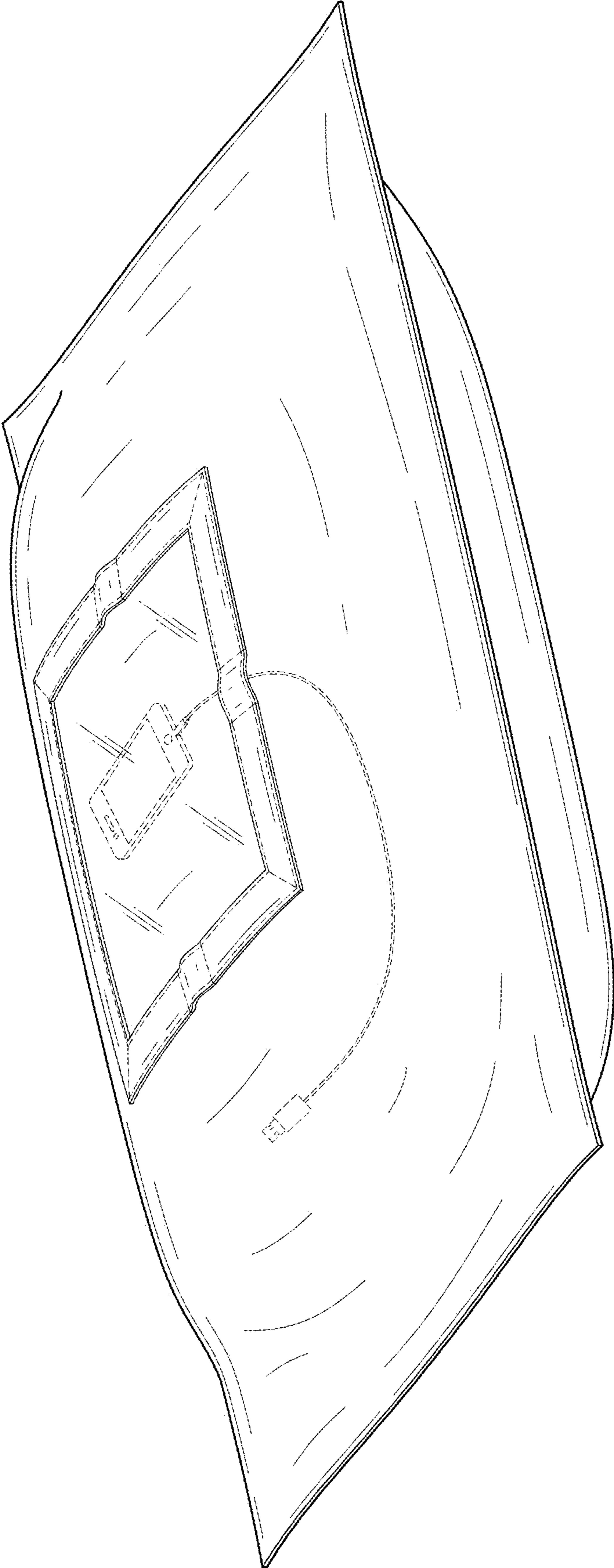


FIG. 1

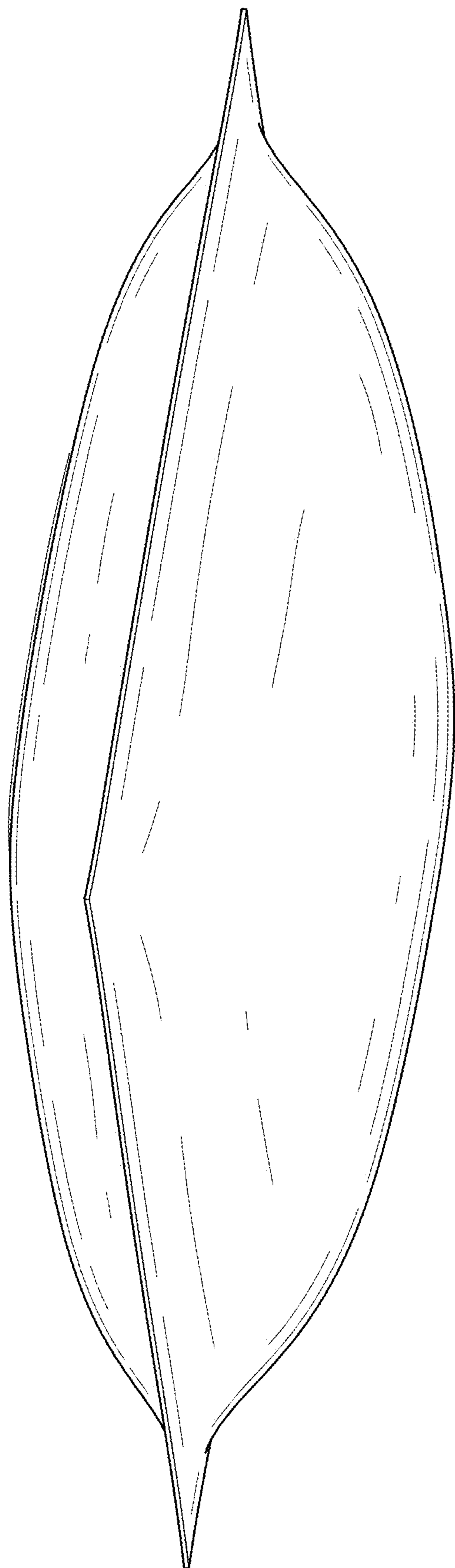


FIG. 2

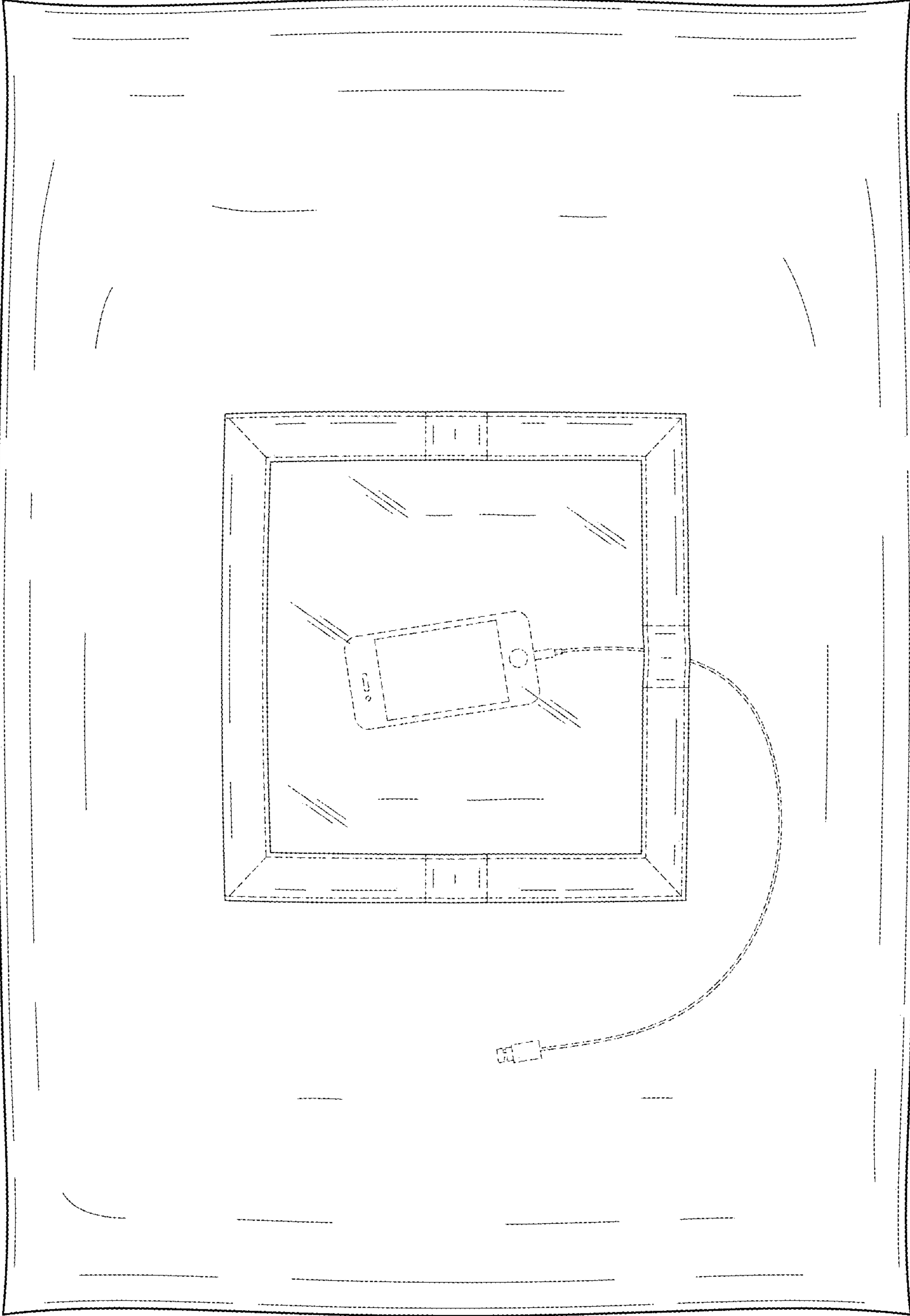


FIG. 3




FIG. 4

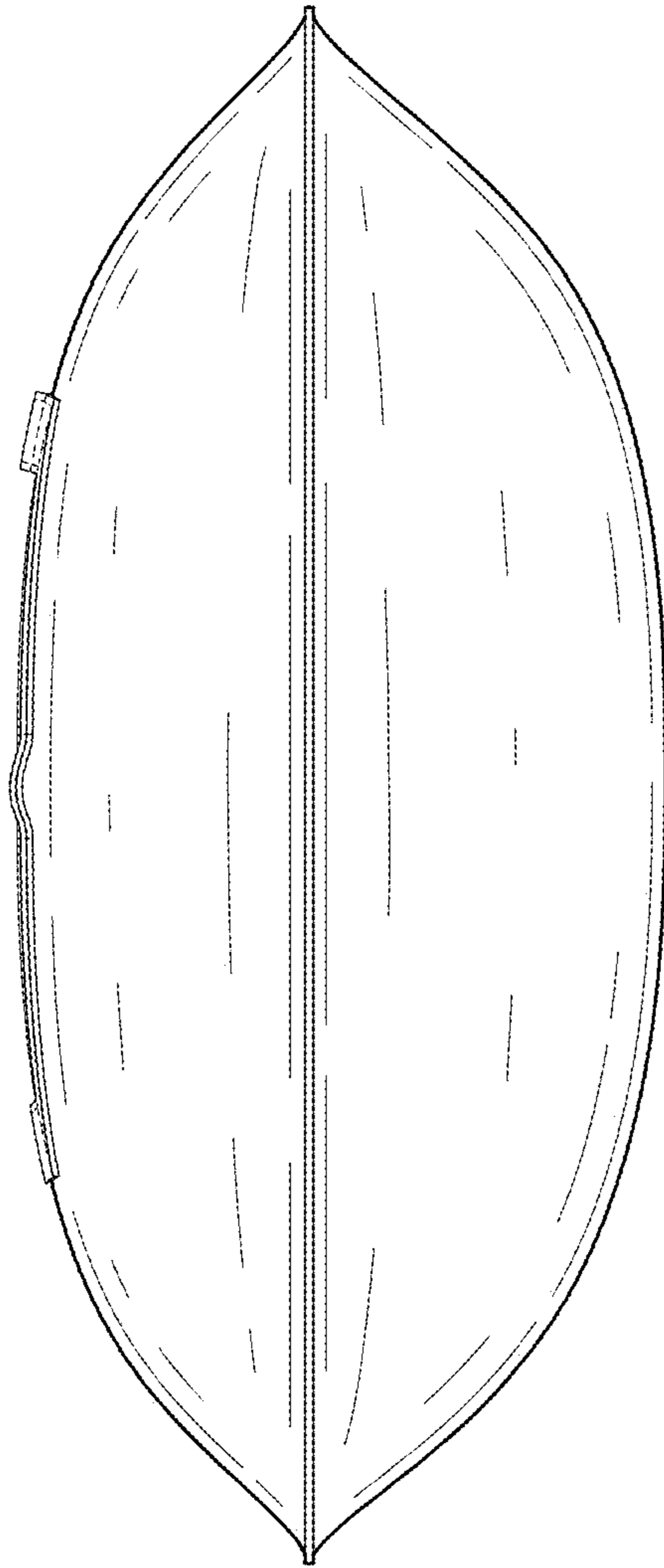


FIG. 5

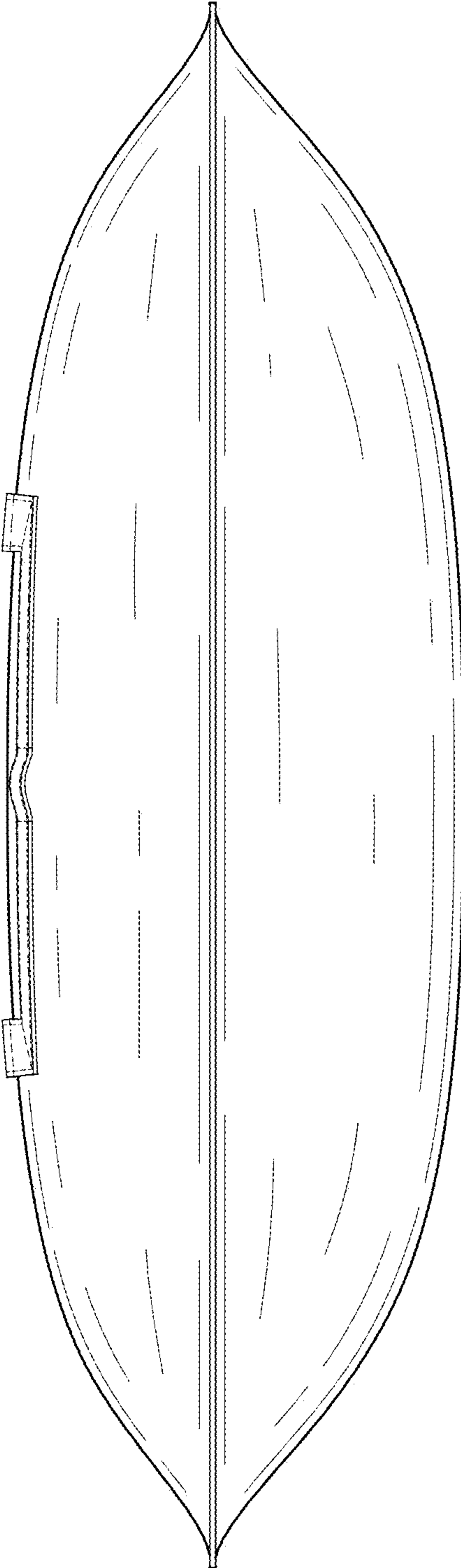


FIG. 6

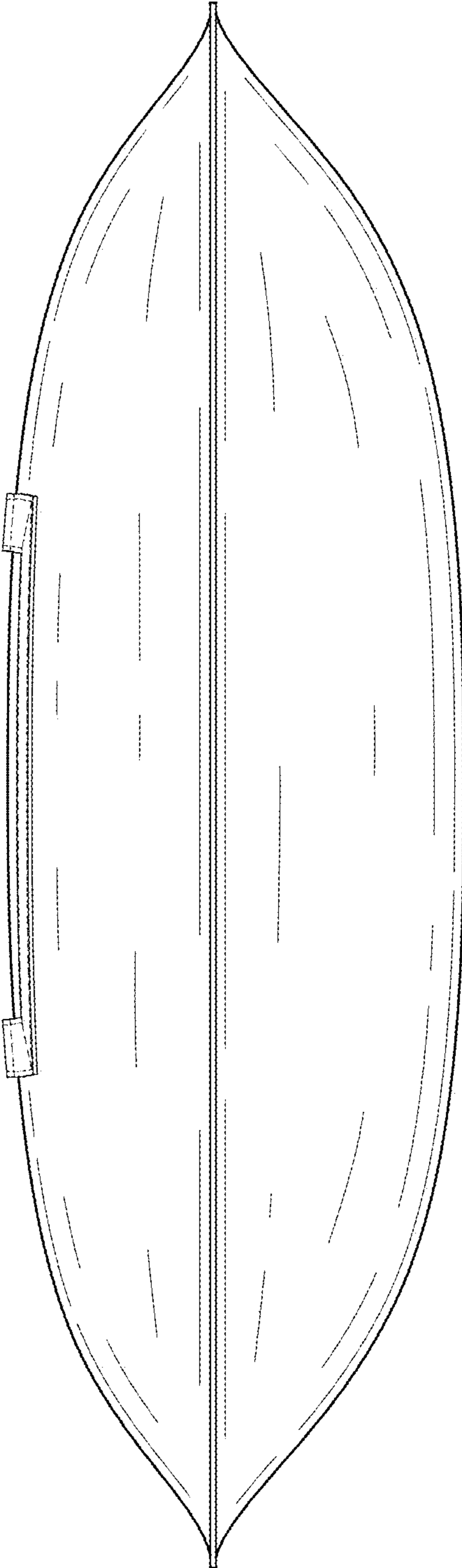


FIG. 7