

US00D939835S

(12) **United States Design Patent**  
**Park et al.**

(10) **Patent No.:** **US D939,835 S**  
(45) **Date of Patent:** **\*\* Jan. 4, 2022**

(54) **BRUSH FOR STEAM IRON**  
(71) Applicant: **LG ELECTRONICS INC.**, Seoul (KR)  
(72) Inventors: **Kyutae Park**, Seoul (KR); **Jaecil Bae**, Seoul (KR); **Kyungah Lee**, Seoul (KR); **Hoil Jeon**, Seoul (KR); **Youngsoo Ha**, Seoul (KR)

D656,695 S \* 3/2012 Crawley ..... D32/33  
D659,923 S \* 5/2012 Dyson ..... D32/33  
D712,608 S \* 9/2014 Crawley ..... D32/33  
D733,377 S \* 6/2015 Bennett ..... D32/33  
D764,125 S \* 8/2016 Palladino ..... D32/33  
10,689,795 B2 \* 6/2020 Yan ..... D06F 75/20  
D925,151 S \* 7/2021 Park ..... D32/70  
2007/0020030 A1 \* 1/2007 Goulet ..... A46B 11/0079  
401/140  
2007/0050938 A1 \* 3/2007 Rosenzweig ..... B08B 3/00  
15/322

(73) Assignee: **LG Electronics Inc.**, Seoul (KR)

**FOREIGN PATENT DOCUMENTS**

(\*\*) Term: **15 Years**

CN 303802275 \* 8/2016  
CN 305514456 \* 12/2019

(21) Appl. No.: **29/724,772**

\* cited by examiner

(22) Filed: **Feb. 19, 2020**

*Primary Examiner* — Karen E Eldridge Powers

(30) **Foreign Application Priority Data**

(74) *Attorney, Agent, or Firm* — Birch, Stewart, Kolasch & Birch, LLP

Aug. 20, 2019 (KR) ..... 30-2019-0039775

(51) **LOC (13) Cl.** ..... **07-05**

(52) **U.S. Cl.**  
USPC ..... **D4/127; D32/71**

(58) **Field of Classification Search**  
USPC ..... D4/100, 127, 128, 130, 132, 133, 134,  
D4/135, 136, 137, 138, 199; D28/7;  
D24/152

CPC ..... A46B 5/02; A46B 5/021; A46B 9/021;  
A46B 2200/104

See application file for complete search history.

(57) **CLAIM**

We claim the ornamental design for a brush for steam iron, as shown and described.

**DESCRIPTION**

FIG. 1 is a perspective view of a brush for steam iron showing the new design;

FIG. 2 is a front elevation view thereof;

FIG. 3 is a rear elevation view thereof;

FIG. 4 is a left-side elevation view thereof;

FIG. 5 is a right-side elevation view thereof;

FIG. 6 is a top plan view thereof;

FIG. 7 is a bottom plan view thereof; and,

FIG. 8 is a perspective view showing a state of use thereof.

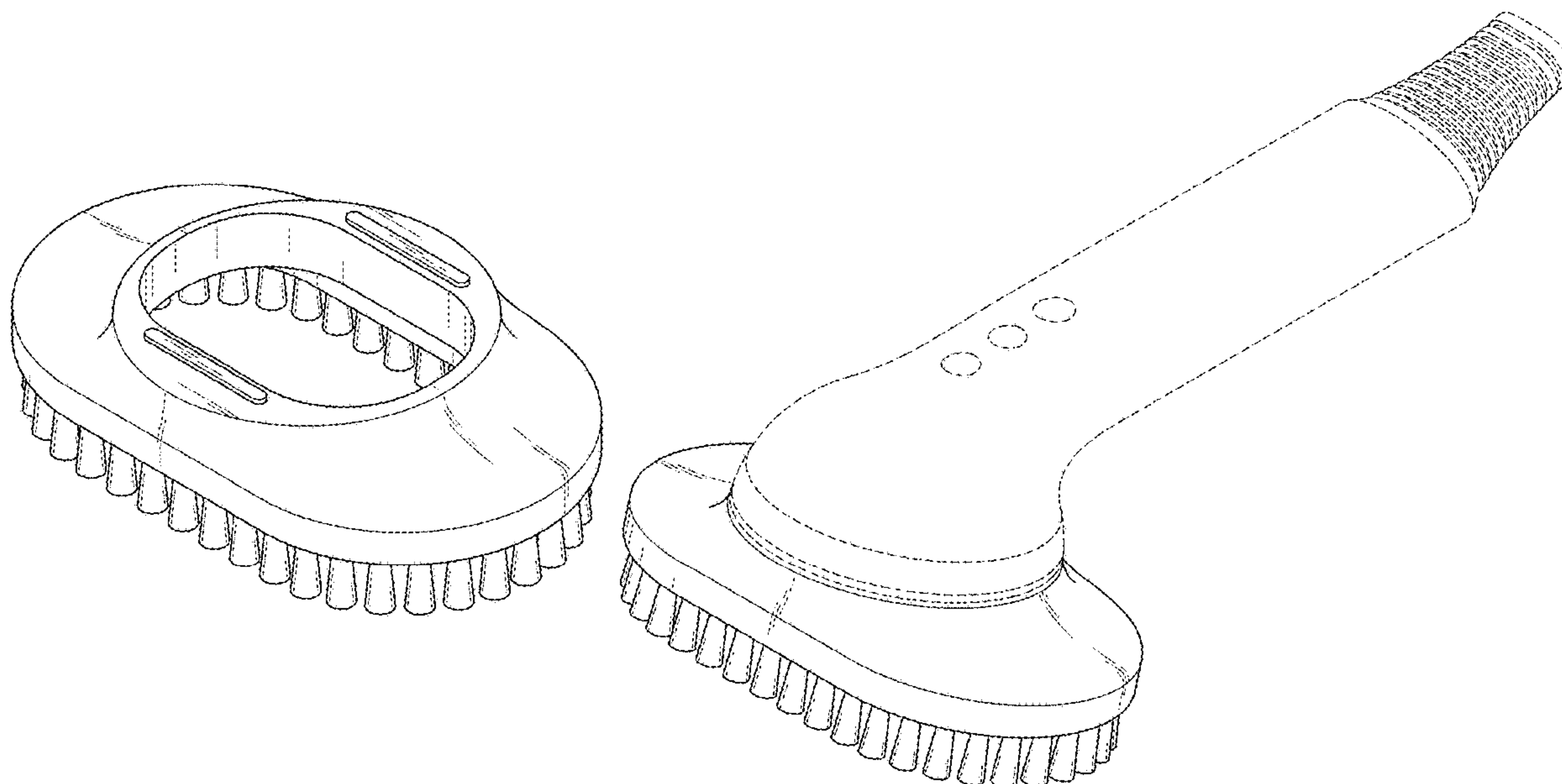
The broken lines shown in FIG. 8 illustrate environmental structure only and form no part of the claimed design.

(56) **References Cited**

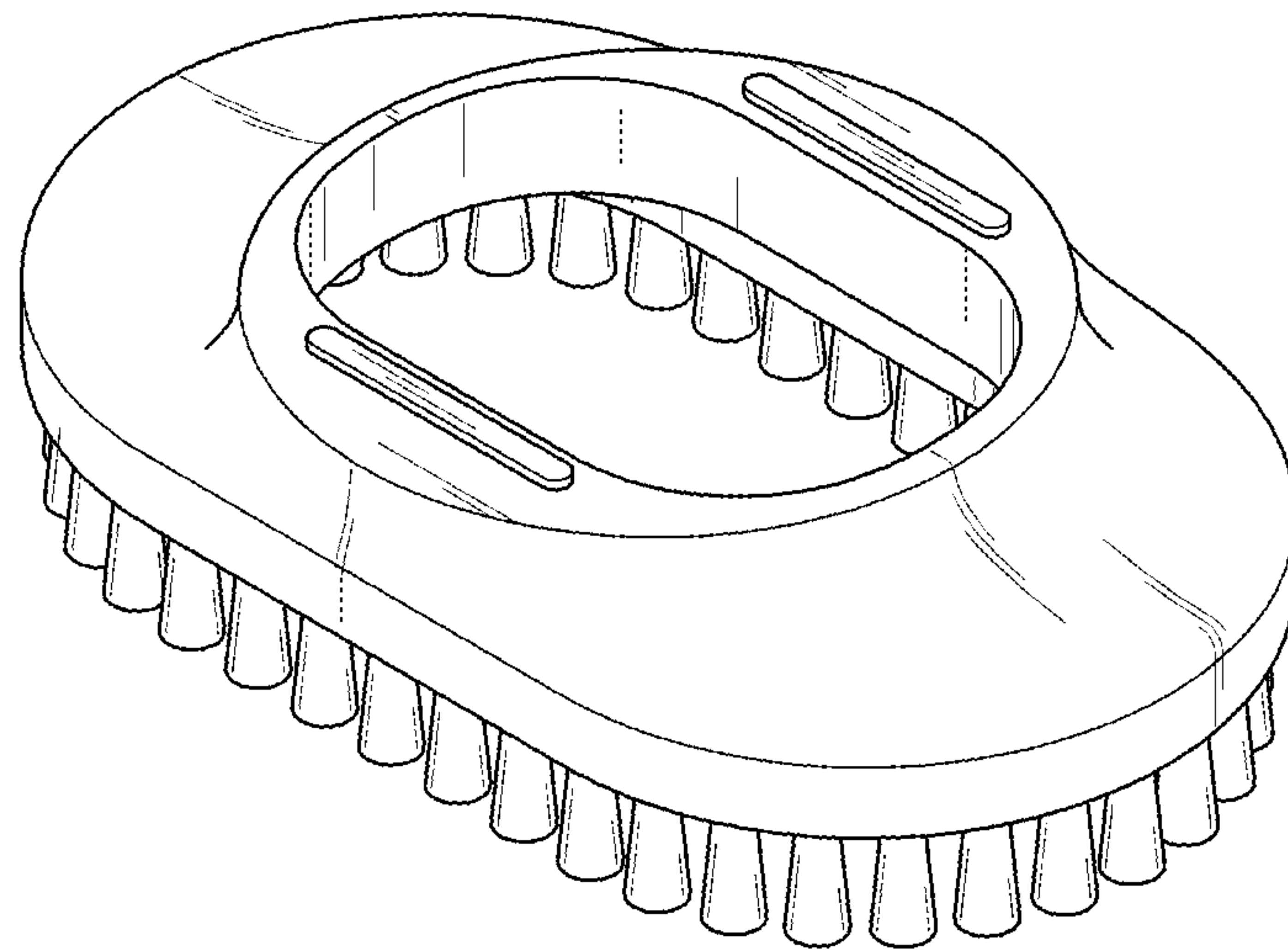
**U.S. PATENT DOCUMENTS**

D44,208 S \* 6/1913 Joyce ..... D32/71  
D519,696 S \* 4/2006 Adams ..... D32/33  
D595,461 S \* 6/2009 Massip ..... D32/17  
D603,570 S \* 11/2009 Svantesson ..... D32/32

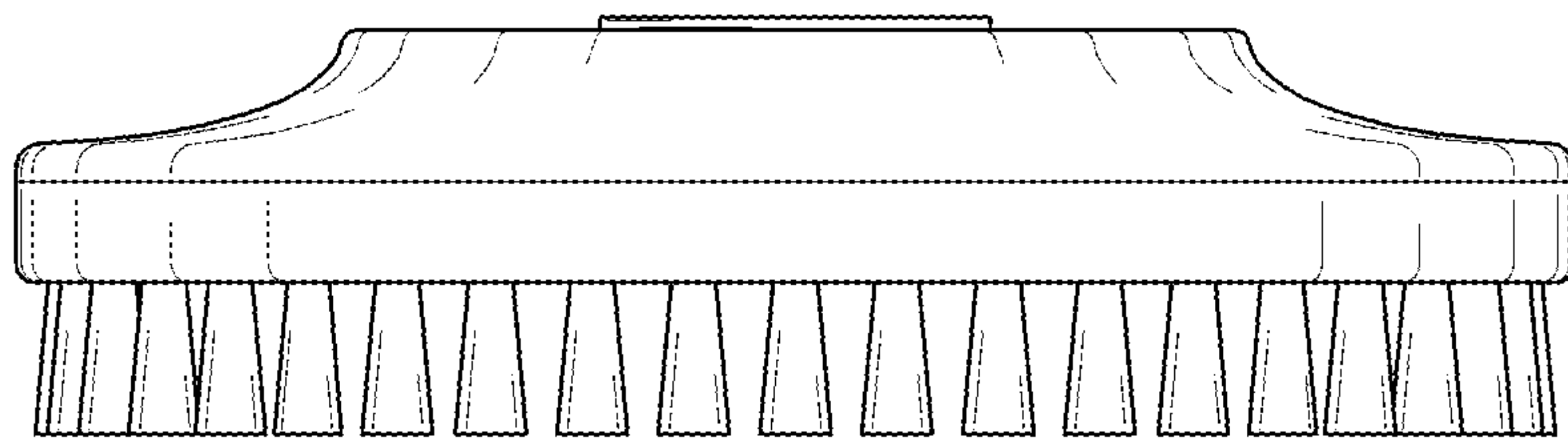
**1 Claim, 8 Drawing Sheets**



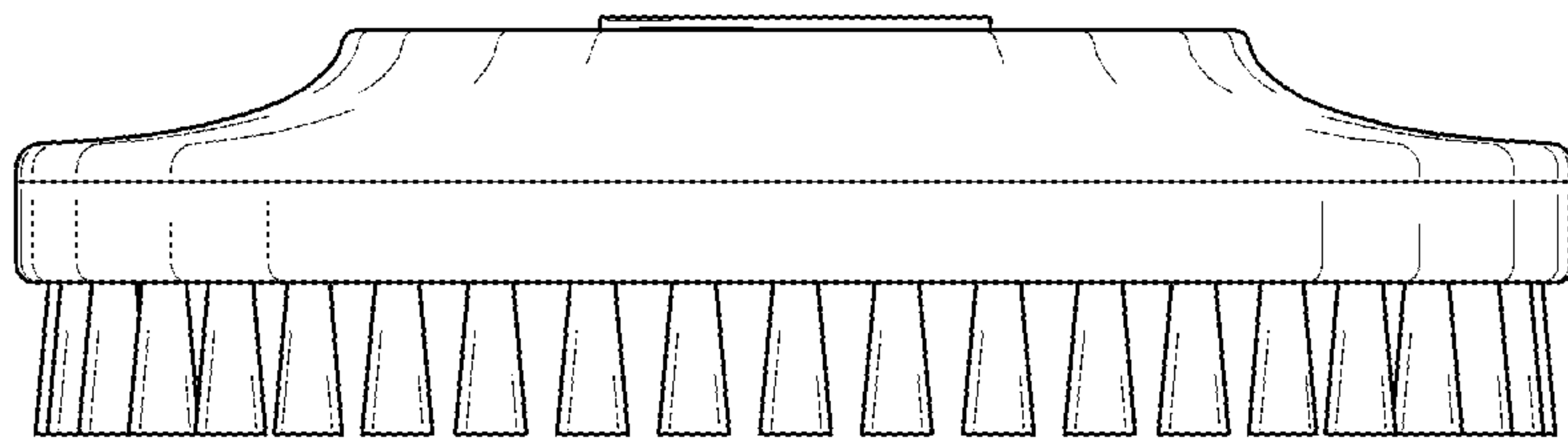
*FIG. 1*



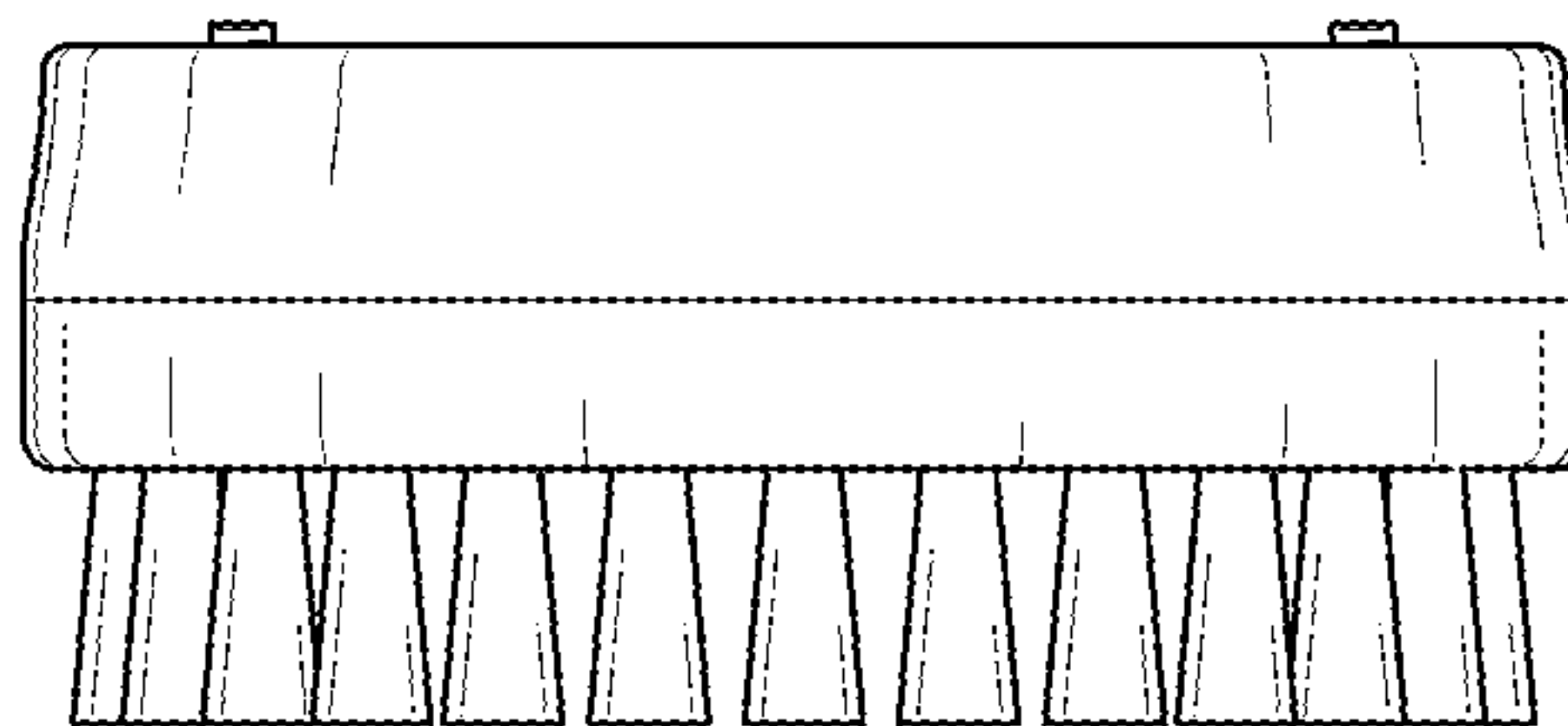
*FIG. 2*



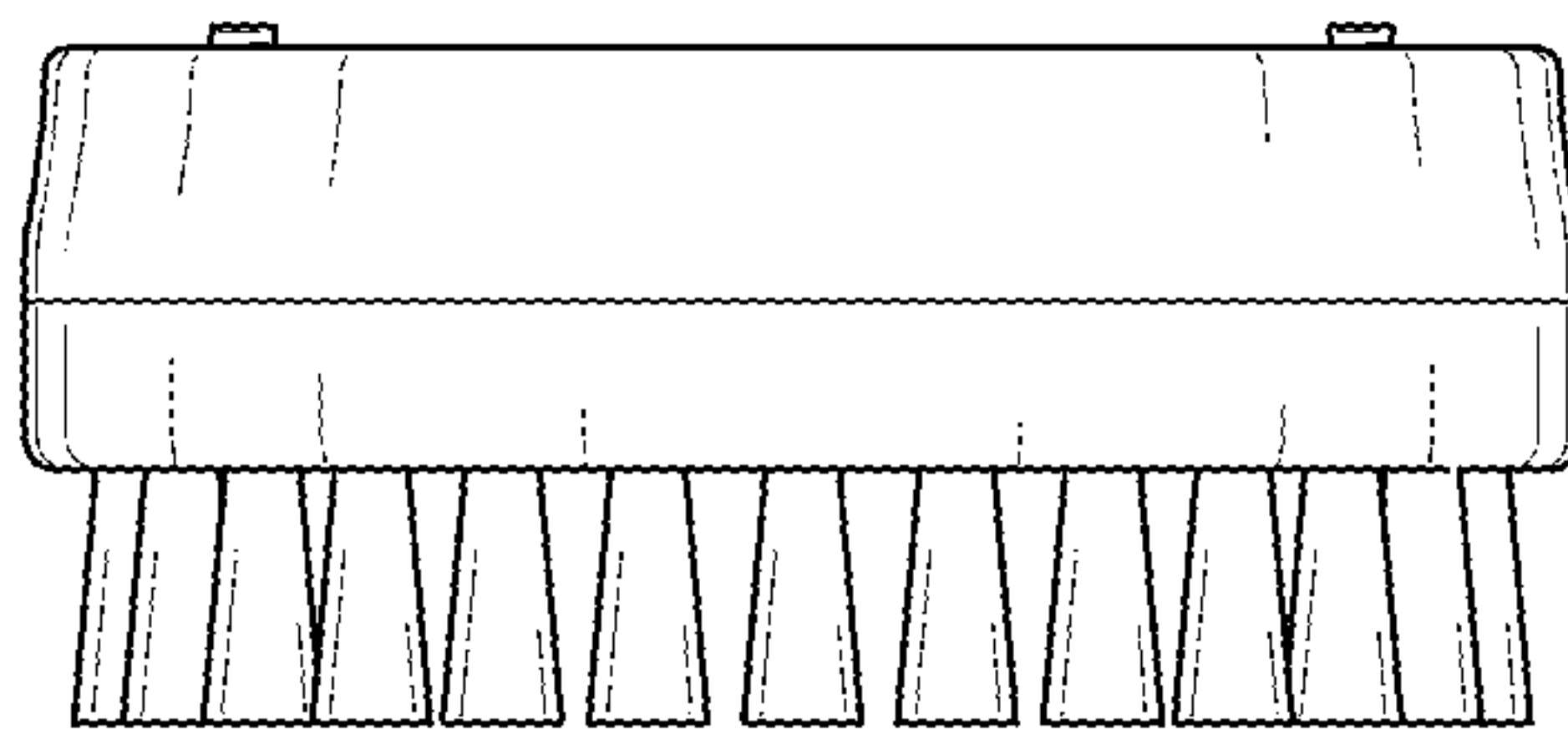
*FIG. 3*



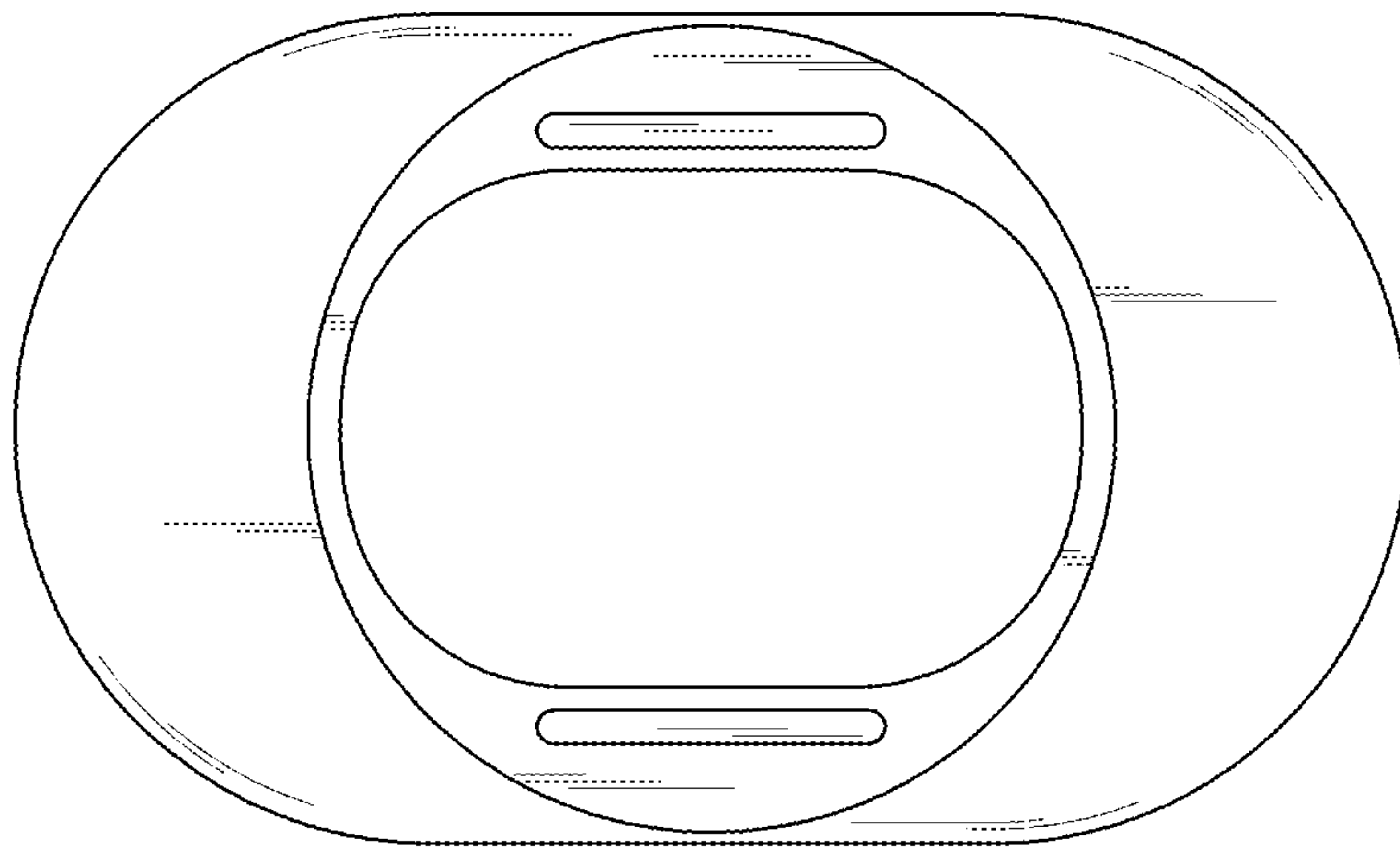
*FIG. 4*



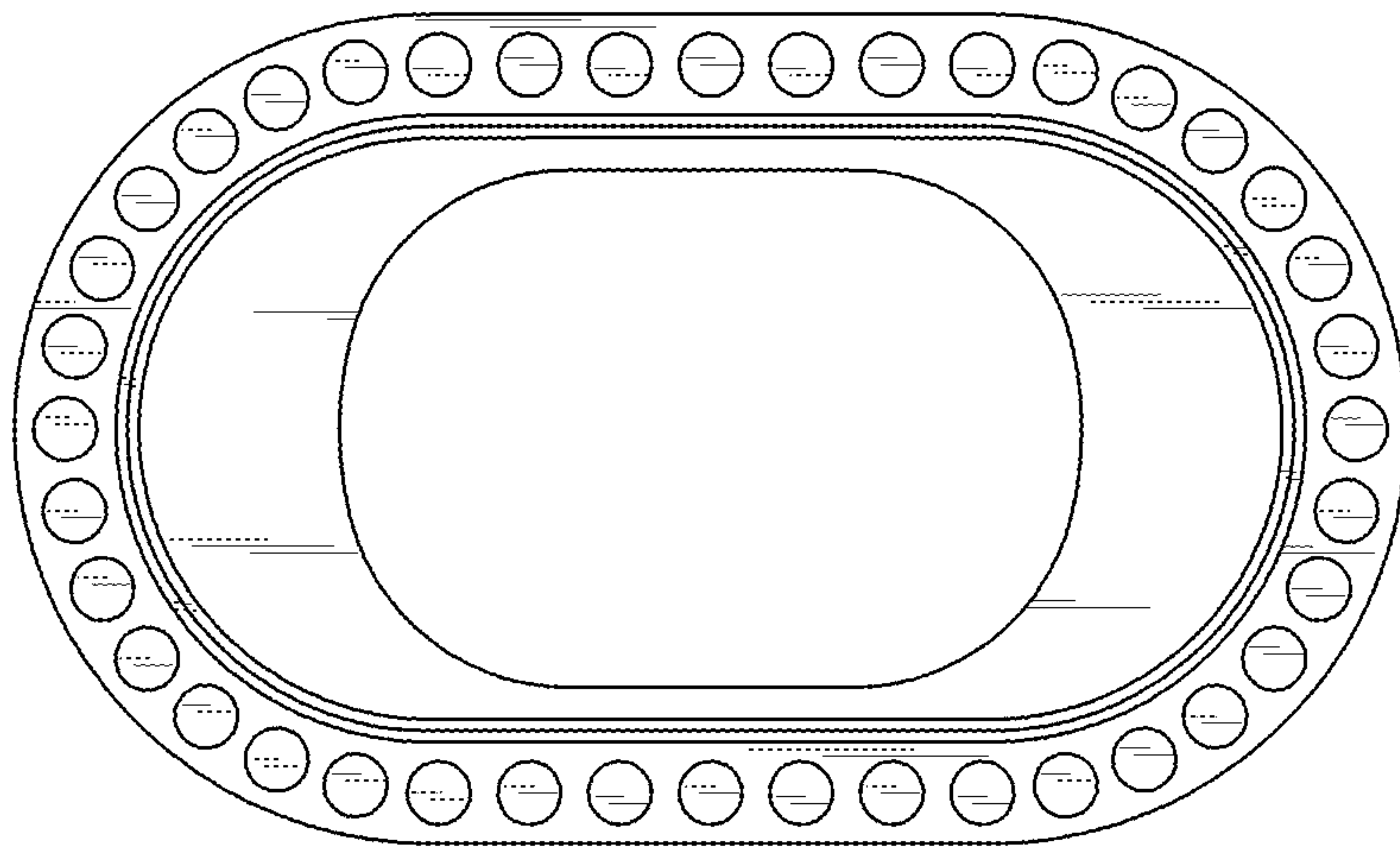
*FIG. 5*



*FIG. 6*



*FIG. 7*





*FIG. 8*

