

US00D939812S

(12) **United States Design Patent**
Thurswell

(10) **Patent No.:** **US D939,812 S**
(45) **Date of Patent:** **** Jan. 4, 2022**

(54) **HAIR TOWEL**

(71) Applicant: **Wouldn't It Be Nice LLC**, Plymouth, MI (US)

(72) Inventor: **Cassandra Thurswell**, Los Angeles, CA (US)

(73) Assignee: **Wouldn't It Be Nice LLC**, Plymouth, MI (US)

(**) Term: **15 Years**

(21) Appl. No.: **29/669,052**

(22) Filed: **Nov. 5, 2018**

(51) **LOC (13) Cl.** **02-02**

(52) **U.S. Cl.**
USPC **D2/867; D2/825**

(58) **Field of Classification Search**
USPC D2/865, 866, 867, 870, 874, 877, 878, D2/880, 881, 728, 823, 824, 825, 826, D2/828, 831; D29/108
CPC A41D 23/00; A42B 1/00; A42B 1/006; A42B 1/04; A42B 1/041; A42B 1/045; A42B 1/046; A42B 1/048; A42B 7/00
See application file for complete search history.

(56) **References Cited**

U.S. PATENT DOCUMENTS

D131,385 S *	2/1942	Crohn	D2/867
5,265,278 A *	11/1993	Watanabe	A42B 1/04 2/174
5,365,613 A *	11/1994	Henegan	A42B 1/041 2/171
D381,790 S *	8/1997	Harris	D2/865
D408,966 S	5/1999	Lawrence		
D412,234 S *	7/1999	Cox	D2/865
D472,367 S	4/2003	Maya		
D486,622 S *	2/2004	Matsuda	D2/867
D498,345 S	11/2004	Maya		
7,412,729 B1 *	8/2008	McGovern	A42B 1/041 2/174

(Continued)

OTHER PUBLICATIONS

Personalized/Monogrammed HairTowel . . . [on-line]; [article available for sale on the Internet with a review posted on Aug. 2, 2015]; [retrieved from the Internet on Dec. 27, 2018]; URL: see bottom of first page. (5 pgs). (Year: 2015).*

(Continued)

Primary Examiner — Jasmine Mlinarcik

(74) *Attorney, Agent, or Firm* — Brooks Kushman P.C.

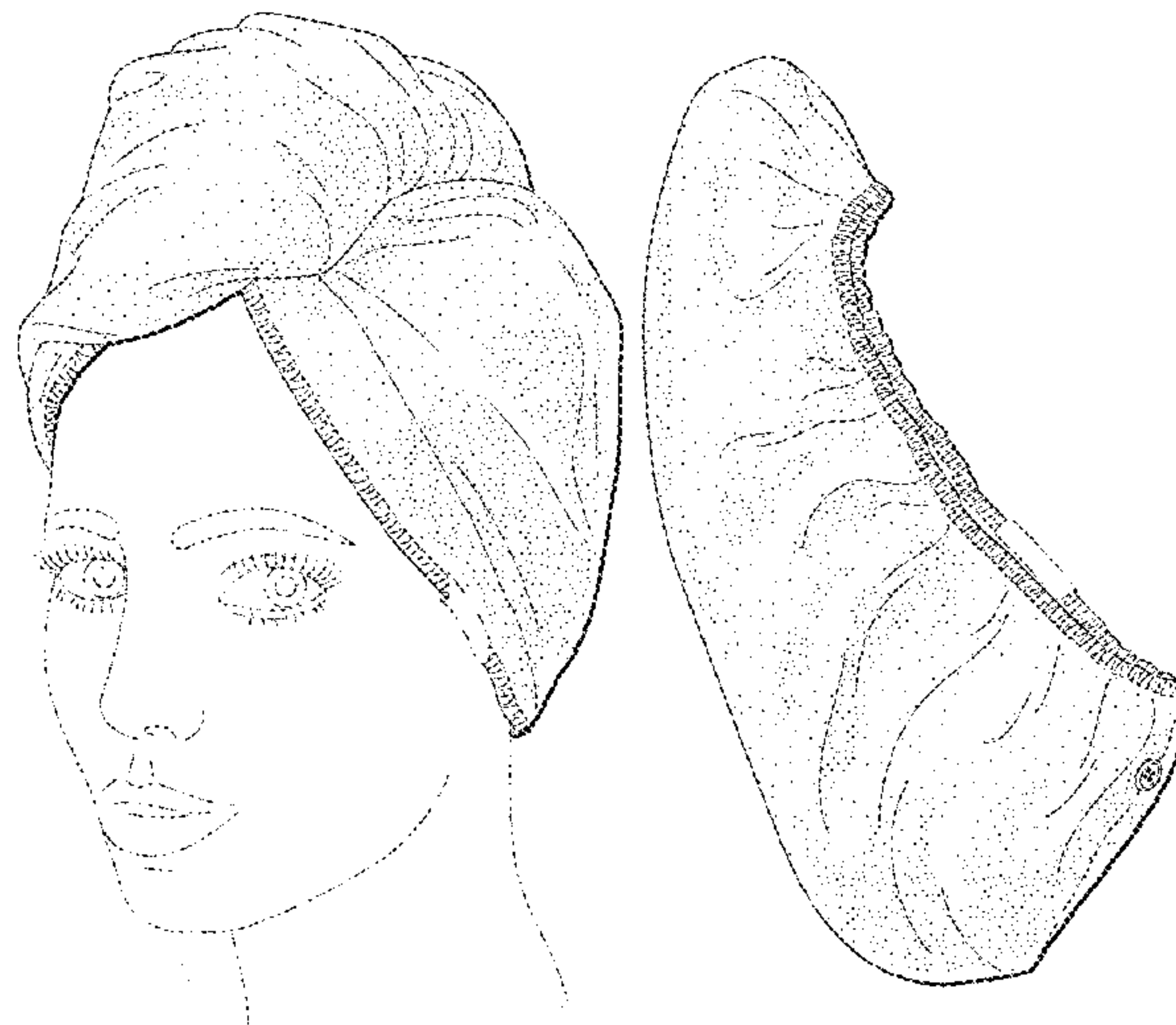
(57) **CLAIM**

The ornamental design for a hair towel, as shown and described.

DESCRIPTION

FIG. 1 is a side perspective view of a hair towel shown secured to a person's head;
FIG. 2 is a front elevational view of the hair towel of FIG. 1 shown secured to a person's head;
FIG. 3 is a rear elevational view of the hair towel of FIG. 1 shown secured to a person's head;
FIG. 4 is a left side elevational view of the hair towel of FIG. 1 shown secured to a person's head;
FIG. 5 is a right side elevational view of the hair towel of FIG. 1 shown secured to a person's head;
FIG. 6 is a front elevational view of the hair towel of FIG. 1 shown unfolded and not secured to a person's head; and,
FIG. 7 is a side elevational view of the hair towel of FIG. 1 shown unfolded and not secured to a person's head.
The dash-dot-dash broken line outline of the partial human figure assists in illustrating how the claimed design may appear when in use, but forms no part of the claimed design. The even-length broken lines and the tab outlined by dash-dot-dash broken lines depict features and portions of the hair towel that form no part of the claimed design.

1 Claim, 4 Drawing Sheets



(56)

References Cited

U.S. PATENT DOCUMENTS

D632,058	S	2/2011	Pritchett	
D743,673	S	11/2015	Yoo	
D775,792	S	1/2017	Jesu	
D836,302	S *	12/2018	Alba D2/867
2007/0056079	A1 *	3/2007	Didier A42B 1/041
				2/171
2008/0229479	A1 *	9/2008	Butterly A45D 19/18
				2/174
2009/0151048	A1 *	6/2009	Laury A42B 1/043
				2/202
2015/0335087	A1 *	11/2015	Martin A42B 1/12
				2/174
2017/0042268	A1 *	2/2017	Lessard A42B 1/041

OTHER PUBLICATIONS

Kitsch Microfiber Hair Towel Wrap for Women . . . [on-line]; [article available for sale on the Internet with a review posted on Jul. 15, 2018]; [retrieved from the Internet on Dec. 27, 2018]; URL: see bottom of first page. (5 pgs). (Year: 2018).*

<https://www.amazon.com/SOFTOWN-Microfiber-Drying-Absorbent-buttons/product>, Dec. 12, 2017, 2 pages.

https://www.amazon.com/ForNeat-Drying-Turban-Microfiber-Buttons/product-reviews/B07BQZ6JRL/ref=cm_cr_dp_d_show_all_btm?ie=UTF8&reviewerType=all_reviews, Aug. 10, 2018, 2 pages.

https://www.amazon.com/AuroTrends-Microfiber-Absorbent-Drastically-Peachblow/product-reviews/B019LKXYXL6/ref=cm_cr_getr_d_paging_btm_14?ie=UTF8&reviewerType=all_reviews&sortBy=recent&pageNumber=14, Dec. 29, 2016, 2 pages.

* cited by examiner

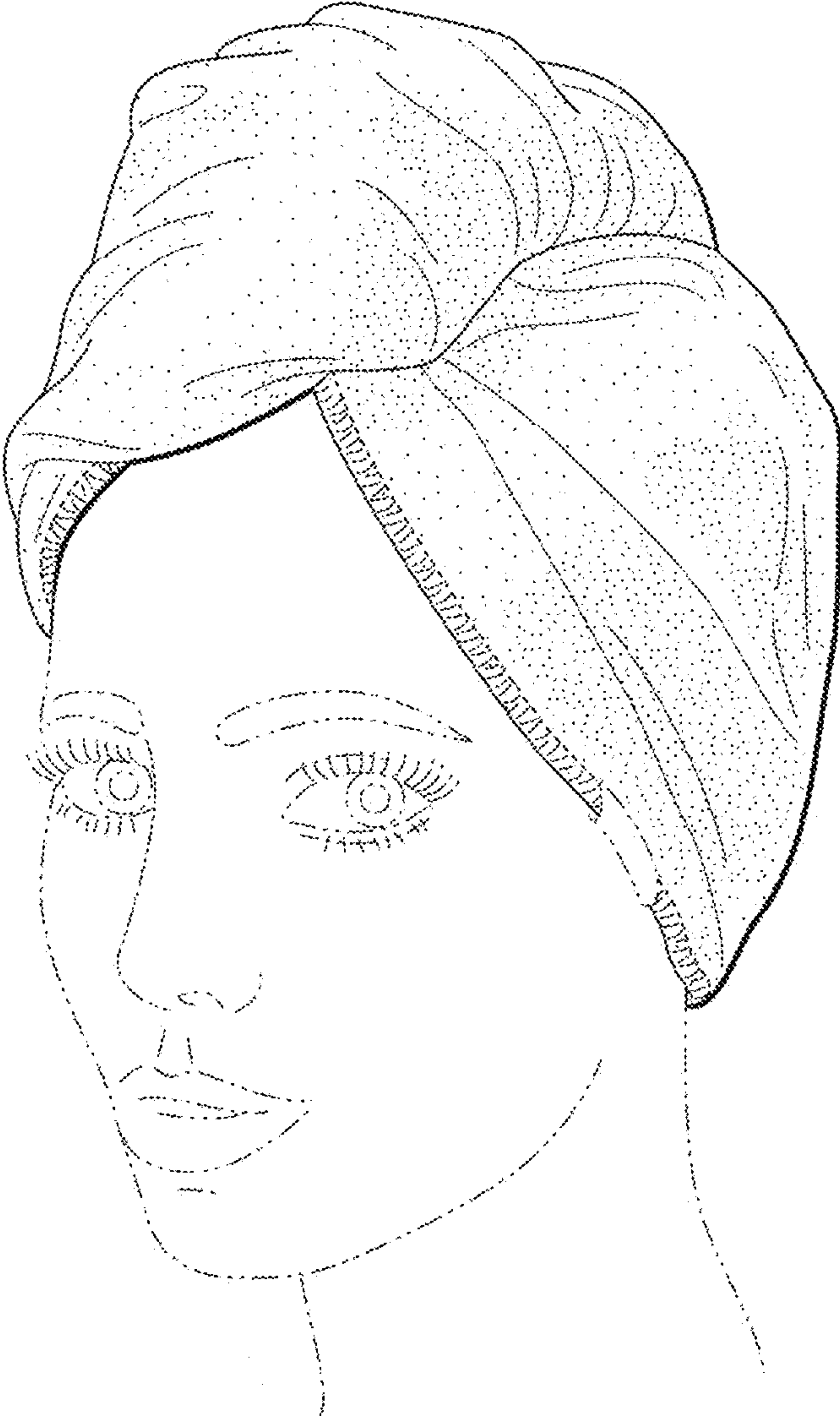


FIG. 1




FIG. 2

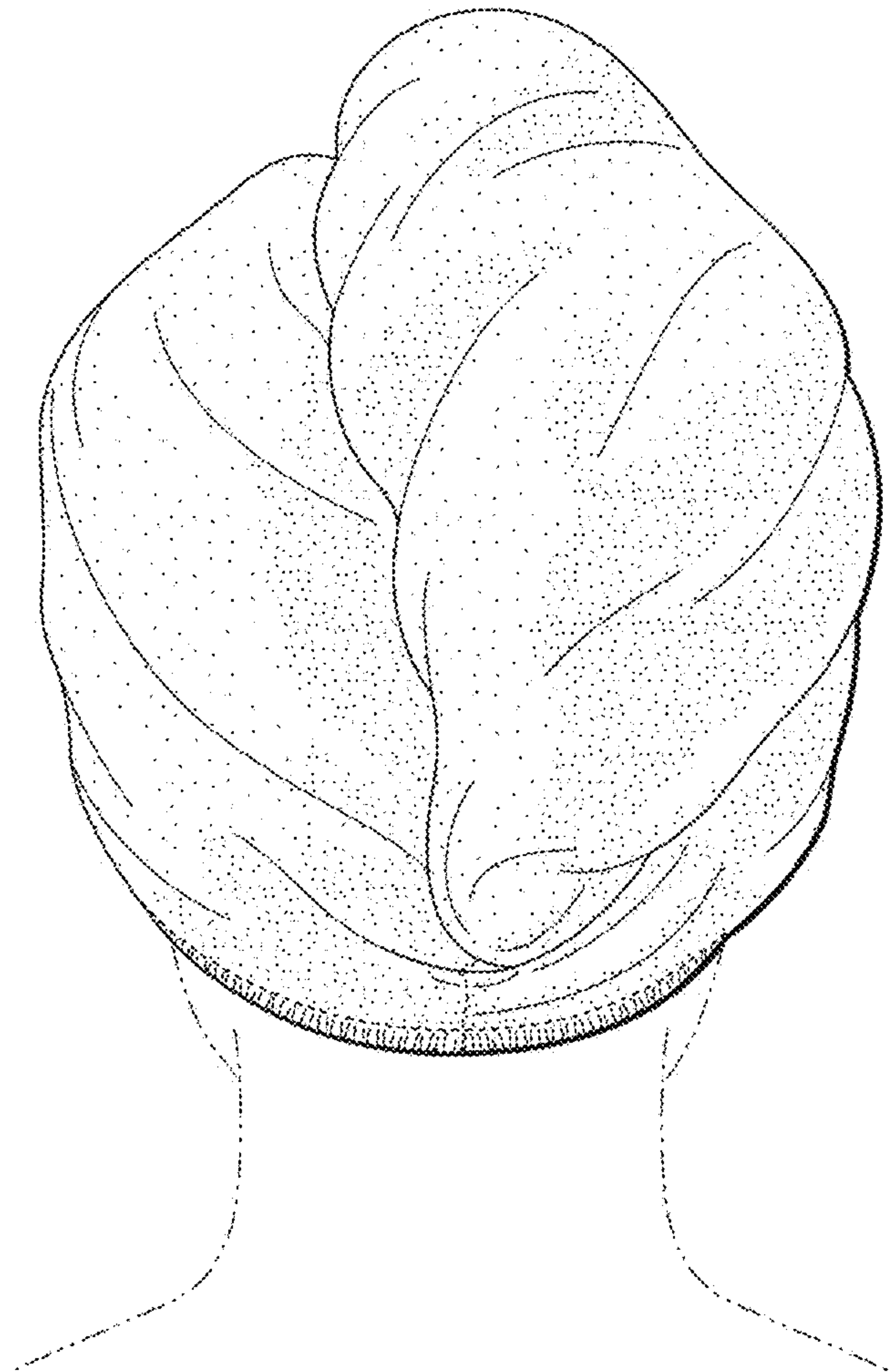


FIG. 3

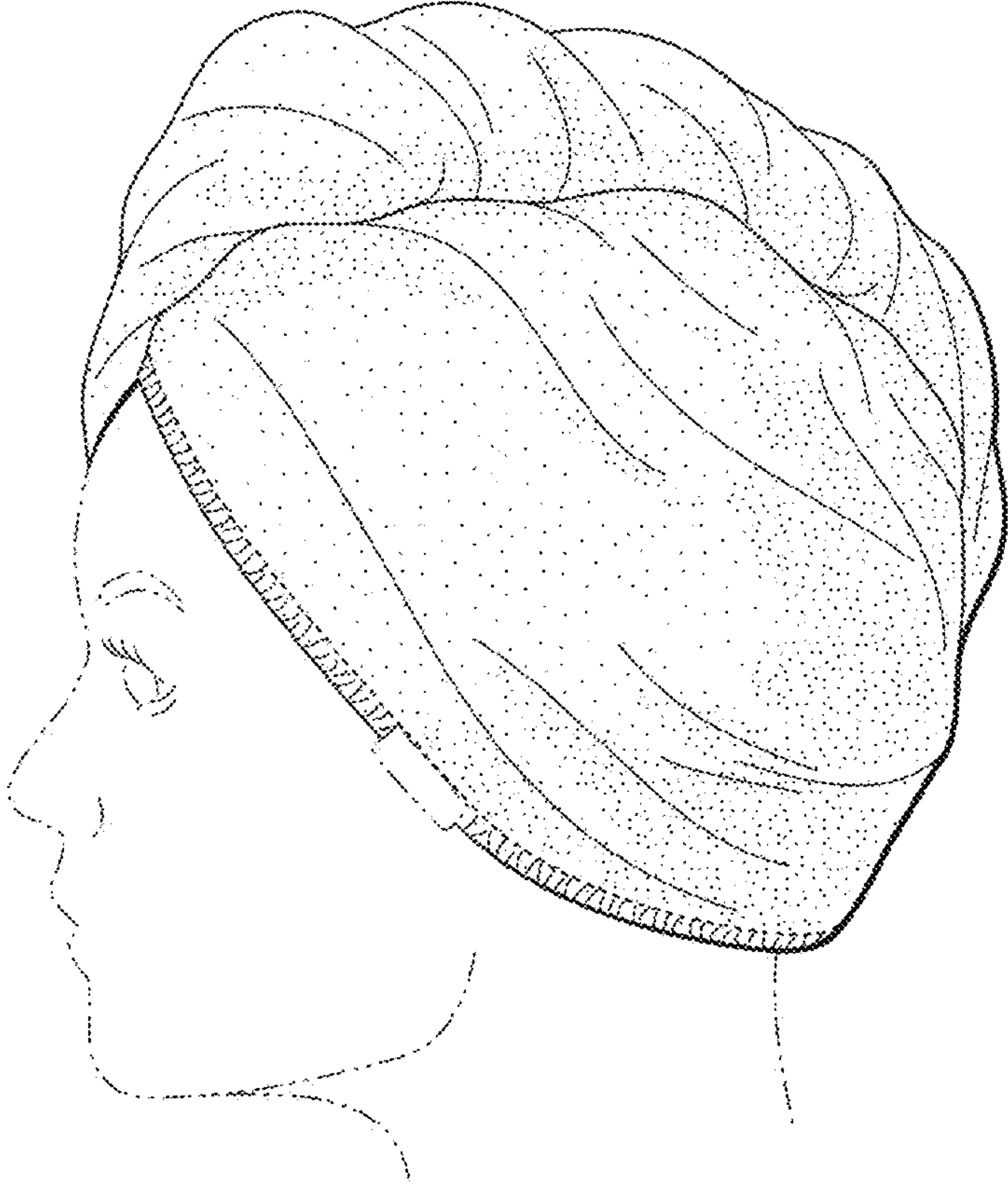


FIG. 4

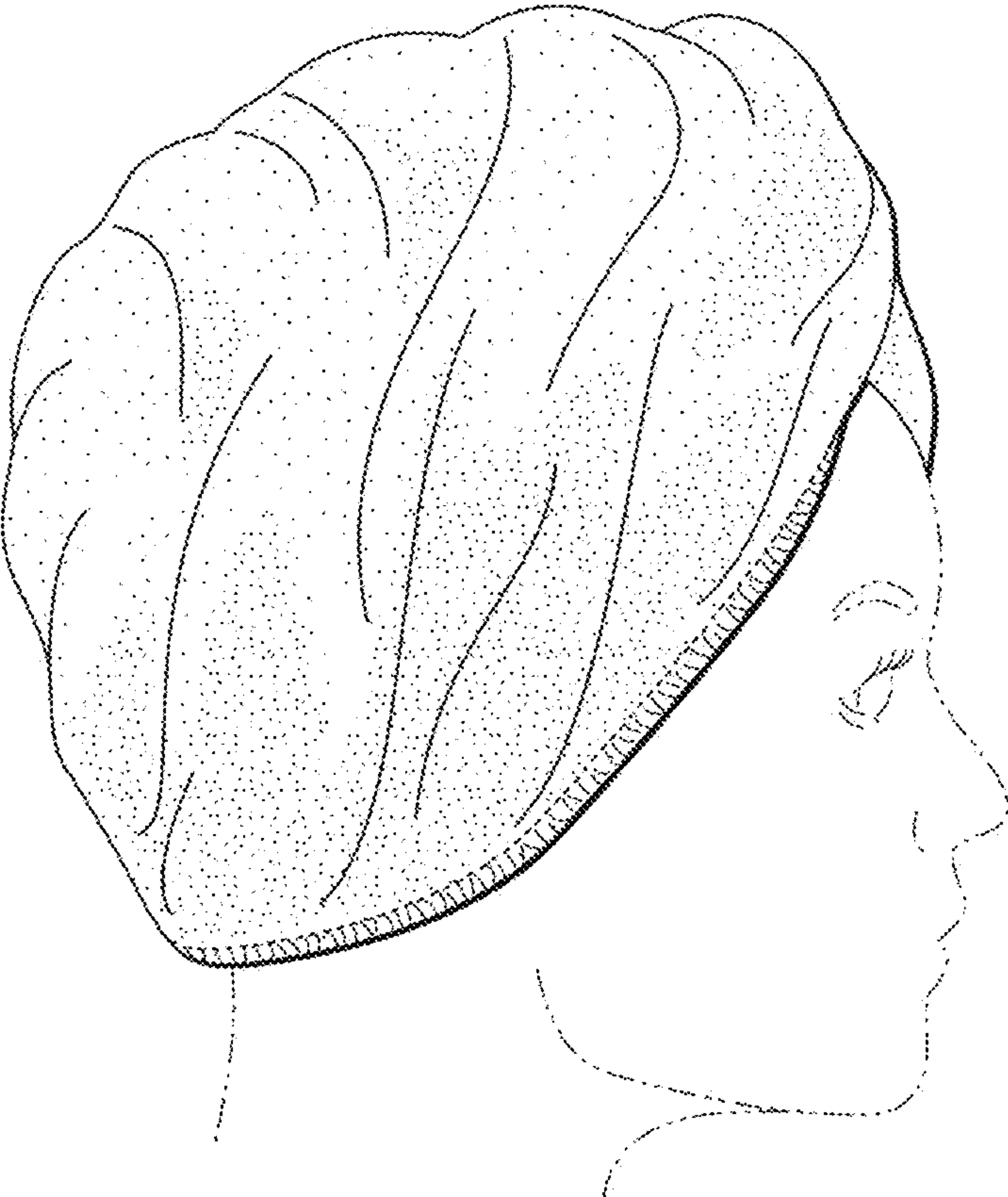


FIG. 5

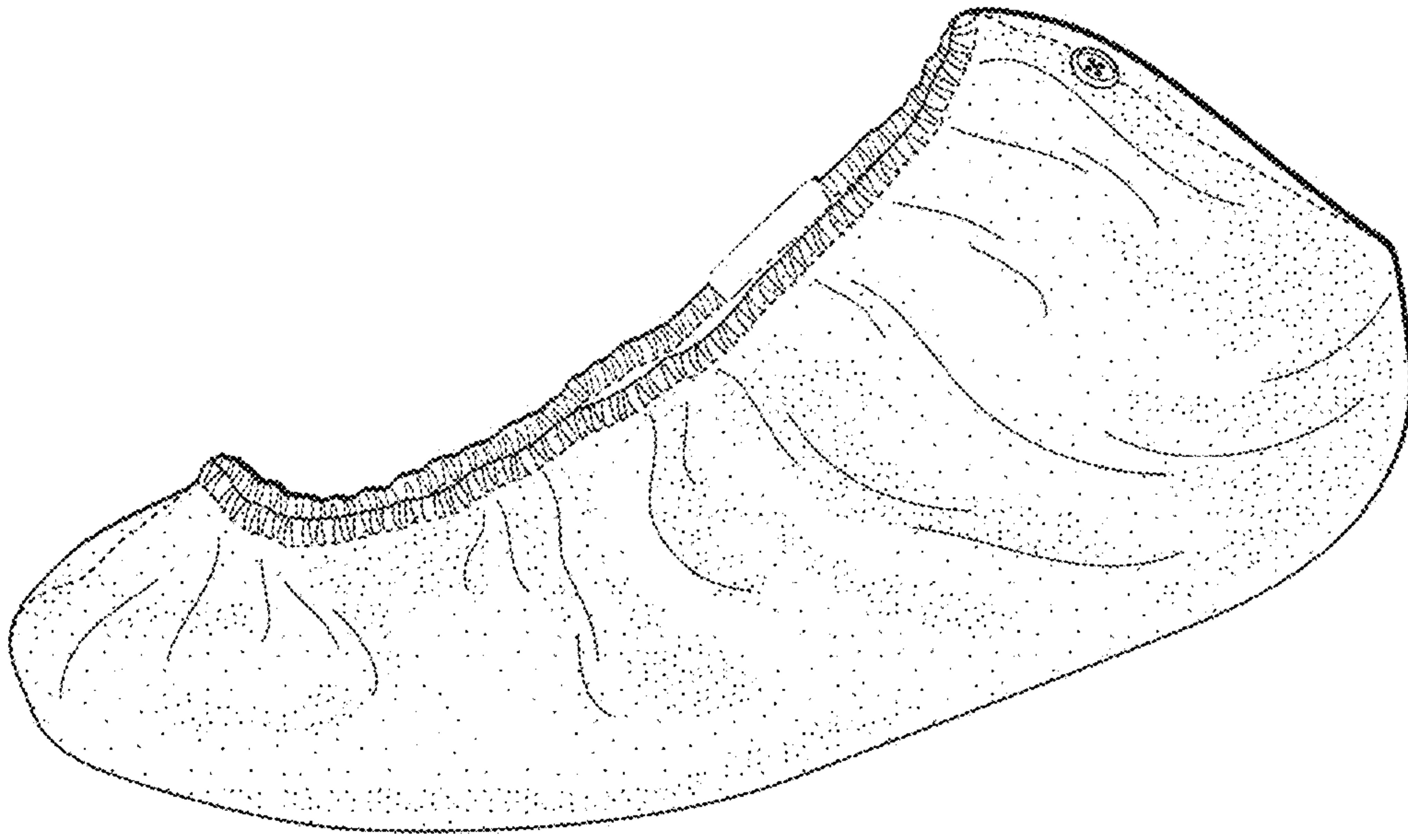


FIG. 7

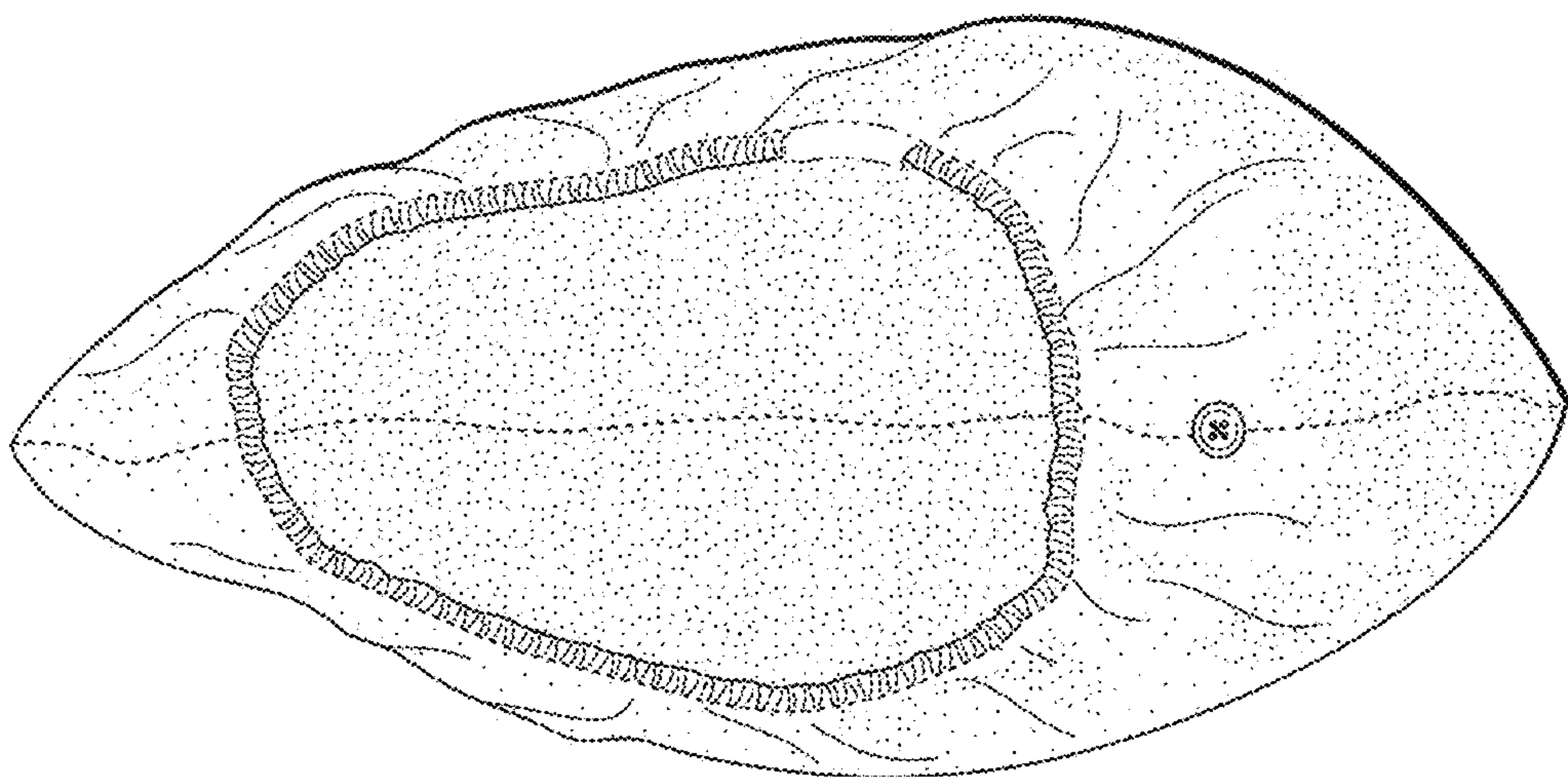


FIG. 6