



US00D939801S

(12) **United States Design Patent** (10) **Patent No.:** **US D939,801 S**
Harrington et al. (45) **Date of Patent:** **** Dec. 28, 2021**

(54) **BRUSH HANDLE**
(71) Applicant: **Unger Marketing International, LLC**,
Bridgeport, CT (US)
(72) Inventors: **William Harrington**, Newtown, CT
(US); **James M. Buckley**, New
Hartford, CT (US)
(73) Assignee: **UNGER MARKETING**
INTERNATIONAL, LLC, Bridgeport,
CT (US)

6,481,041 B1 11/2002 Ingram
6,865,768 B2 3/2005 Chen
6,871,372 B2 3/2005 Vosbikian et al.
D505,606 S * 5/2005 Sinisi D19/72
6,902,056 B2 6/2005 Dotterman et al.
D516,888 S * 3/2006 Harris D19/72
7,047,586 B2 5/2006 Shimada et al.
7,055,204 B2 6/2006 Ajluni
7,120,962 B2 10/2006 Petner
D531,866 S * 11/2006 Harris D8/50
7,152,267 B2 12/2006 Kaleta
D567,609 S * 4/2008 Sudmalis D8/50
D569,700 S * 5/2008 Wakefield D8/50

(Continued)

(**) Term: **15 Years**

FOREIGN PATENT DOCUMENTS

(21) Appl. No.: **29/671,410**

EP 0697269 A2 2/1996
EP 1014844 B1 7/2000

(22) Filed: **Nov. 27, 2018**

(Continued)

(51) **LOC (13) Cl.** **07-05**

Primary Examiner — John R Yeh

(52) **U.S. Cl.**
USPC **D32/52; D4/138**

(74) *Attorney, Agent, or Firm* — Cantor Colburn LLP

(58) **Field of Classification Search**
USPC D32/40–44, 46, 49–52; D4/104, 134,
D4/138
CPC A47L 17/00; A47L 13/20; A47L 13/252;
A46D 3/00; A46B 9/00; B08B 9/08
See application file for complete search history.

(57) **CLAIM**

We claim, the ornamental design for a brush handle, as shown and described.

DESCRIPTION

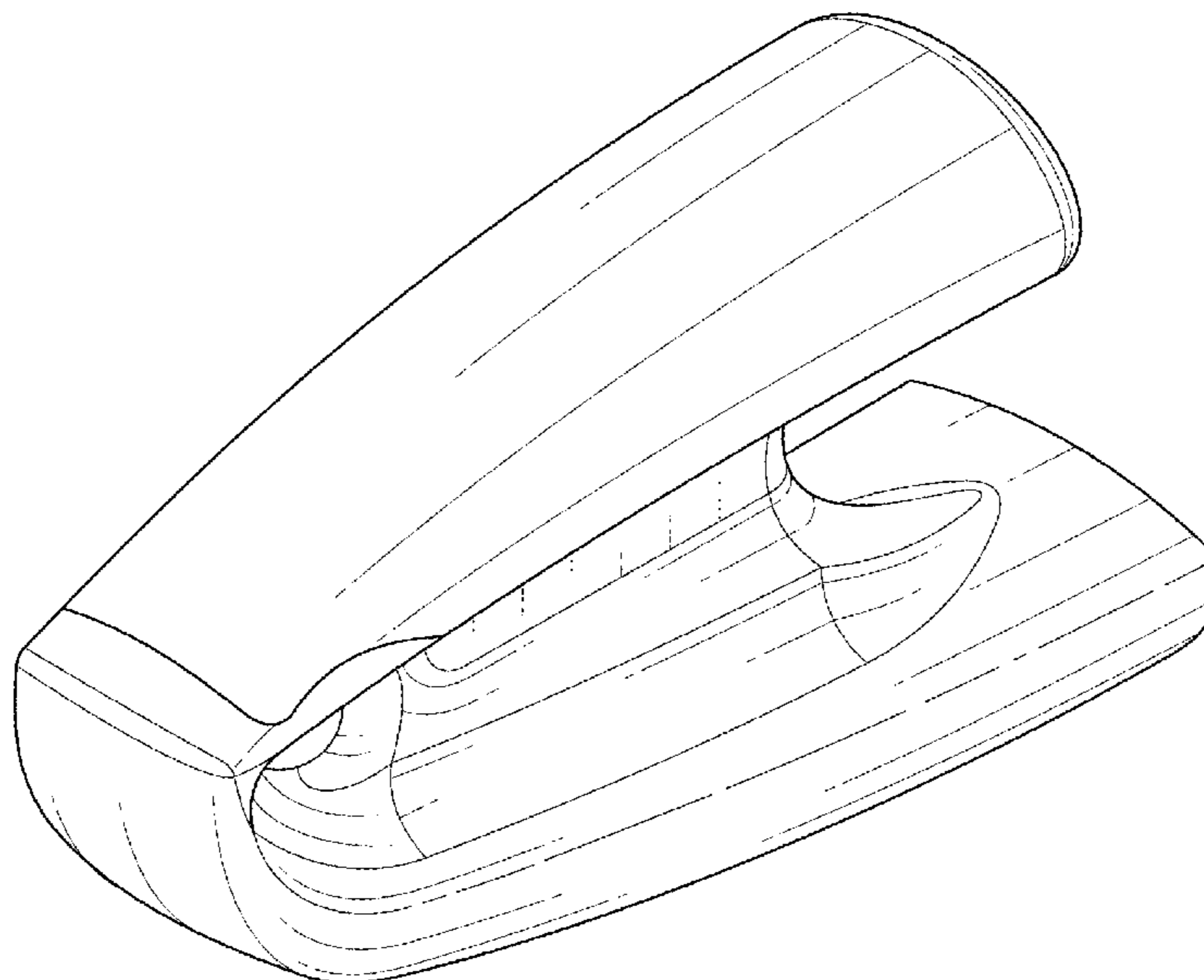
(56) **References Cited**

U.S. PATENT DOCUMENTS

D284,402 S * 6/1986 Hunt D24/145
D296,777 S * 7/1988 Cornell D13/149
D302,377 S * 7/1989 Ancona D8/50
D302,781 S * 8/1989 Ebihara D8/50
D360,122 S * 7/1995 Rich D8/107
5,926,896 A 7/1999 Allemann et al.
6,073,298 A 6/2000 O'Brien
6,098,239 A 8/2000 Vosbikian
6,128,800 A 10/2000 Vosbikian
D433,237 S * 11/2000 Katz D4/124
D447,564 S * 9/2001 Stewart, Jr. D24/143

FIG. 1 is a front, top, right side perspective view our design for a brush handle;
FIG. 2 is a right side view, the left side view being a mirror image thereof;
FIG. 3 is a front view thereof;
FIG. 4 is a rear view thereof;
FIG. 5 is a top view thereof;
FIG. 6 is a bottom view thereof;
FIG. 7 is a front, bottom, right side perspective view thereof;
and,
FIG. 8 is a rear, bottom, right side perspective view thereof.

1 Claim, 8 Drawing Sheets



(56)

References Cited

U.S. PATENT DOCUMENTS

7,380,306 B2 6/2008 Broman
 7,496,984 B2 3/2009 Pang
 7,540,056 B2 6/2009 Dotterman et al.
 D599,651 S * 9/2009 Riggsbee D8/395
 7,581,274 B1 9/2009 Michelson
 7,591,039 B2 9/2009 Kaleta et al.
 7,757,334 B2 7/2010 Patel et al.
 7,761,949 B1 7/2010 Hughes, IV
 7,895,697 B2 3/2011 Cassar
 D663,530 S * 7/2012 Duwa D4/121
 D677,332 S * 3/2013 Kent D19/69
 8,407,847 B1 4/2013 Li
 8,464,389 B2 6/2013 Jiang et al.
 8,601,631 B1 12/2013 Martin
 8,640,296 B2 2/2014 Weaver et al.
 8,719,990 B2 5/2014 Borofsky
 8,893,343 B2 11/2014 Libman et al.
 9,078,547 B2 7/2015 Cheng et al.
 D744,242 S 12/2015 Harrington et al.
 D744,243 S 12/2015 Harrington
 D744,760 S 12/2015 Harrington
 9,226,638 B2 1/2016 Zeng et al.
 D749,835 S * 2/2016 Whitaker D3/10
 D754,975 S 5/2016 Buckley et al.
 D762,990 S * 8/2016 Hwang D4/138

D772,580 S 11/2016 Harrington
 9,480,382 B2 11/2016 Caillou et al.
 9,750,386 B2 9/2017 Zeng et al.
 D807,137 S * 1/2018 Whitaker D8/72
 D830,065 S 10/2018 Harrington
 D830,066 S 10/2018 Harrington
 D830,067 S 10/2018 Harrington
 D851,409 S * 6/2019 Harrington D4/138
 D894,611 S * 9/2020 Wong D4/102
 2004/0074520 A1 4/2004 Truong et al.
 2005/0115008 A1 6/2005 Cassar
 2005/0158116 A1 7/2005 Belansky et al.
 2006/0090275 A1 5/2006 Libman
 2007/0089255 A1 4/2007 Michelson et al.
 2009/0094791 A1 4/2009 Blom
 2010/0313370 A1 12/2010 Lin
 2013/0104328 A1 5/2013 Weaver et al.
 2014/0053870 A1 2/2014 Man et al.
 2015/0282688 A1 10/2015 Rashid
 2016/0256030 A1 9/2016 Libman et al.
 2018/0015607 A1 1/2018 Weaver et al.

FOREIGN PATENT DOCUMENTS

EP 1985221 A1 10/2008
 EP 2856920 A2 4/2015
 EP 3033967 A1 6/2016

* cited by examiner

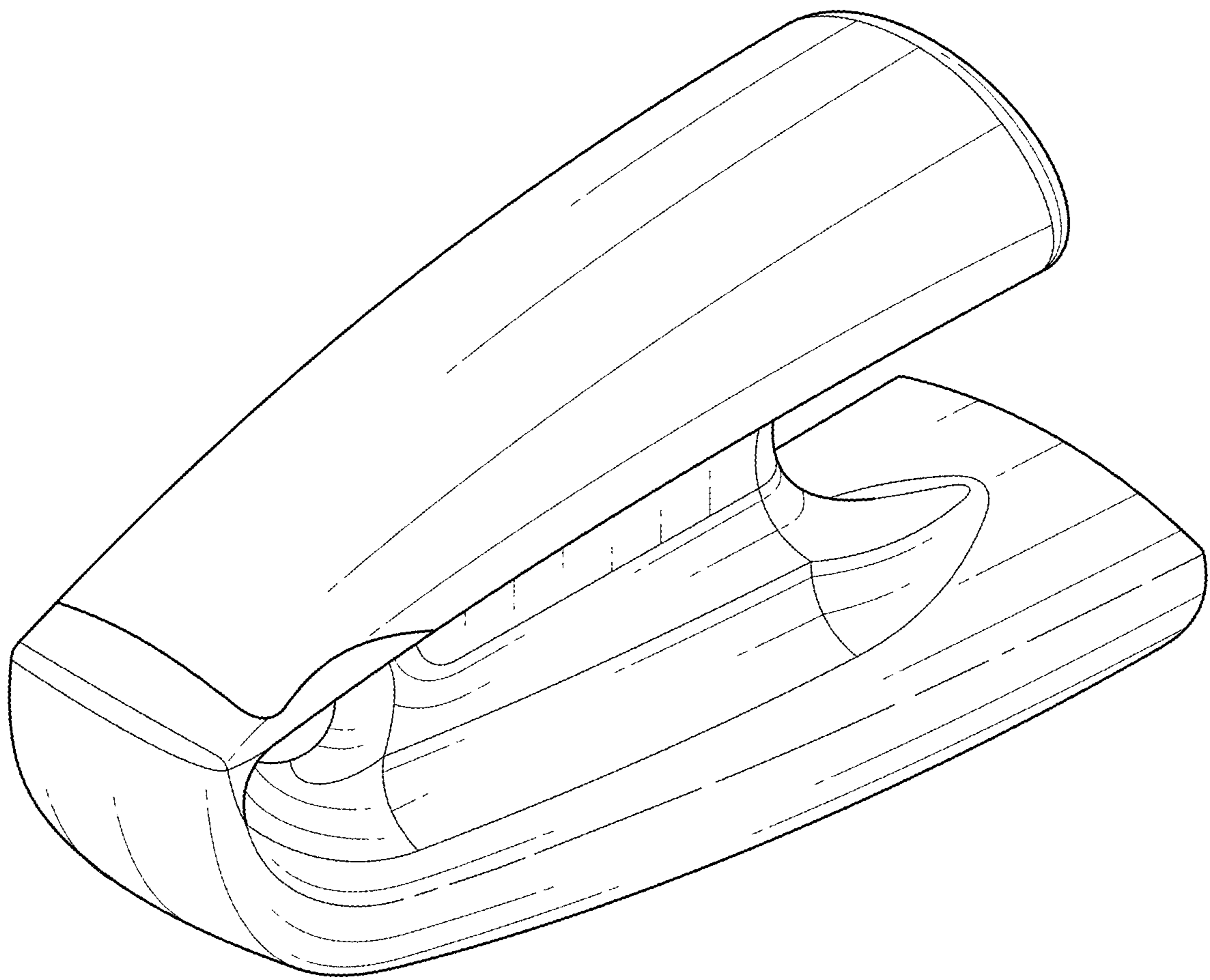


FIG. 1

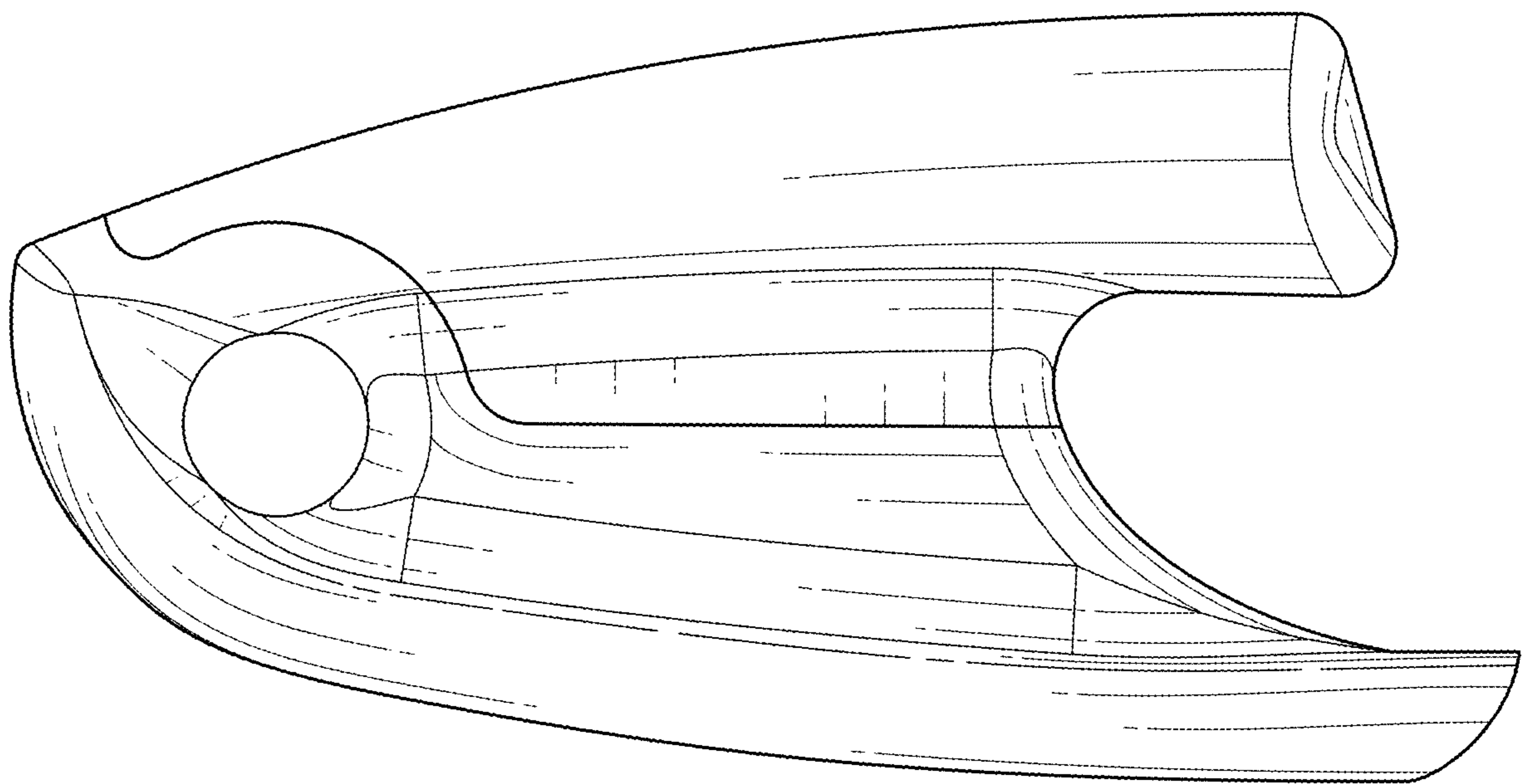


FIG. 2

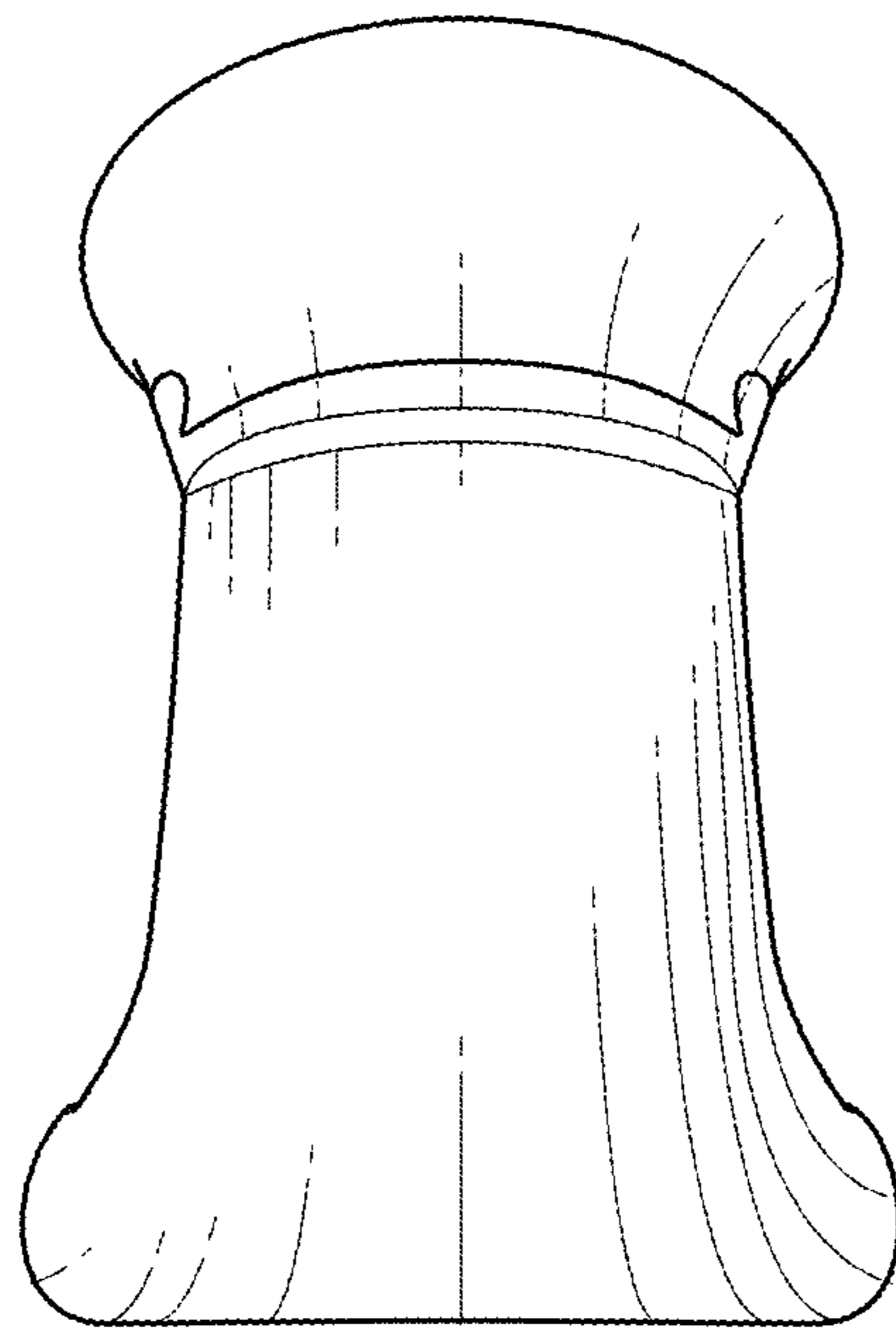


FIG. 3

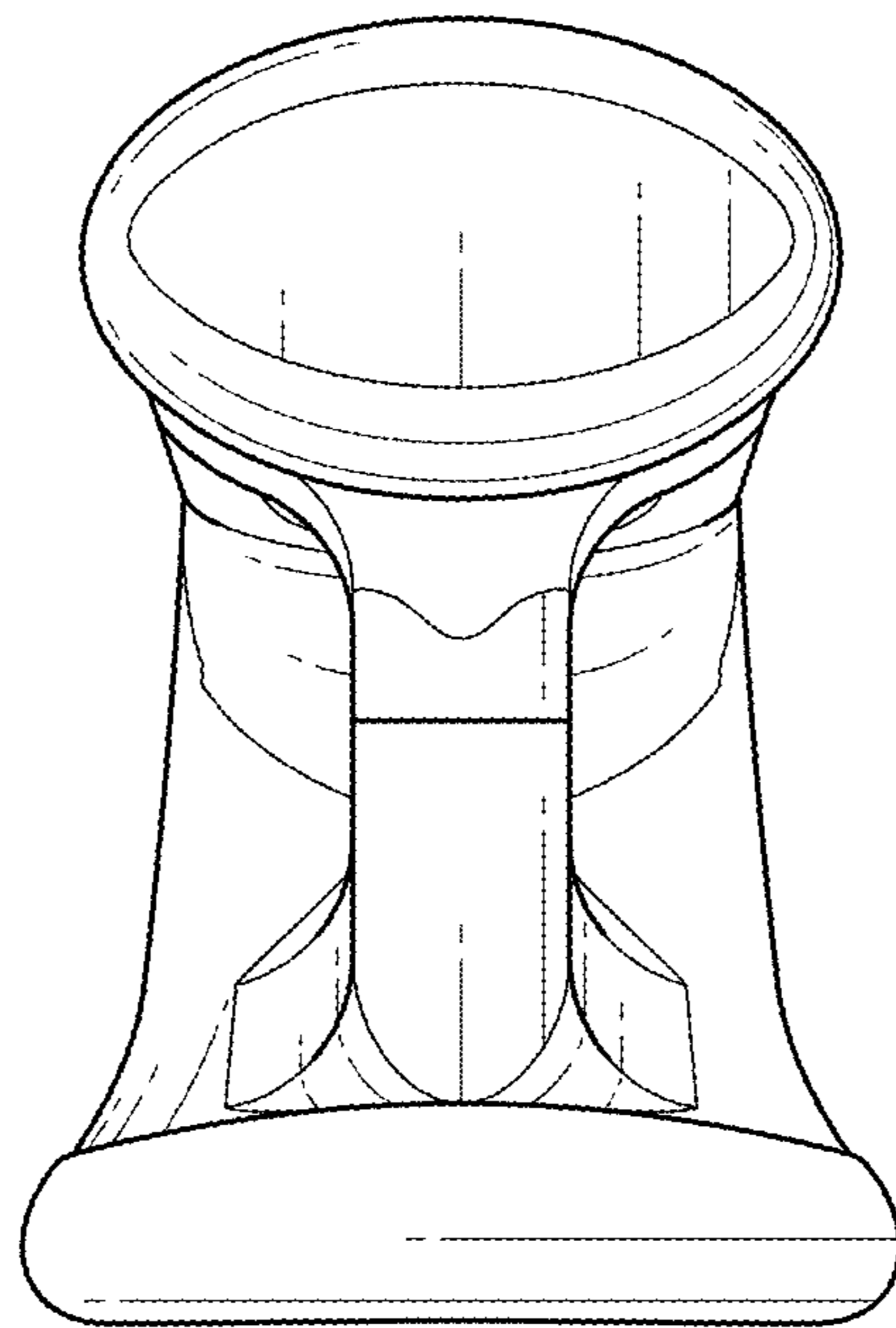


FIG. 4

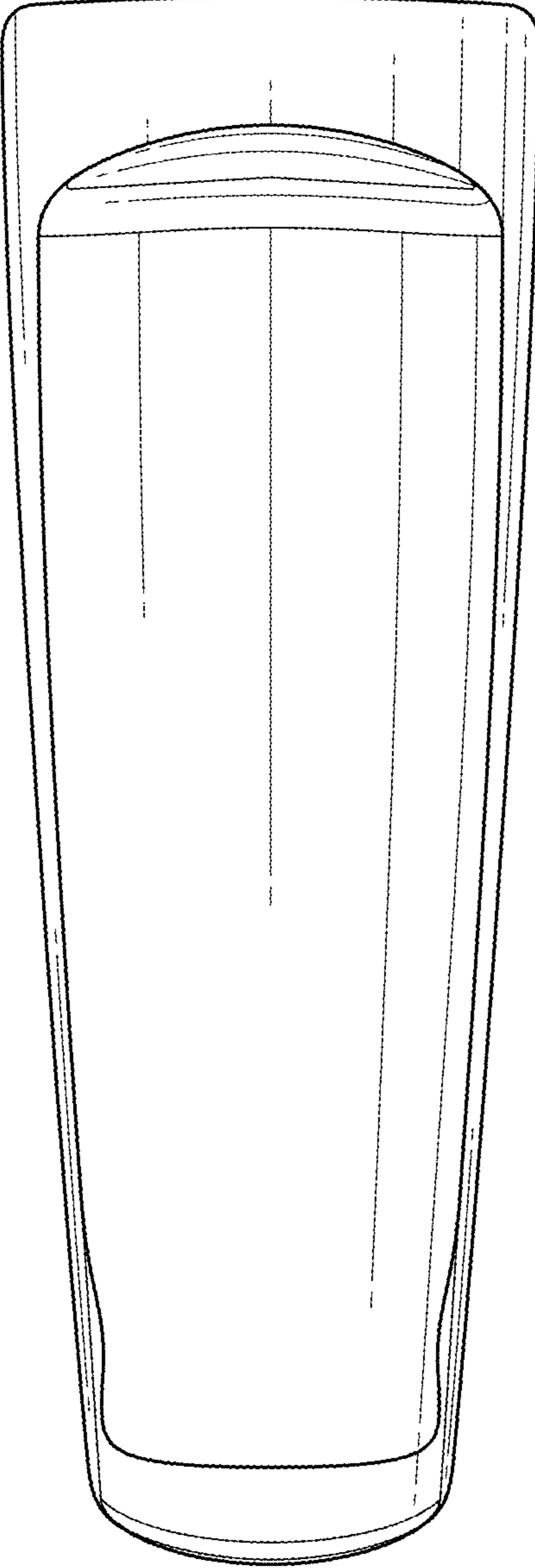


FIG. 5

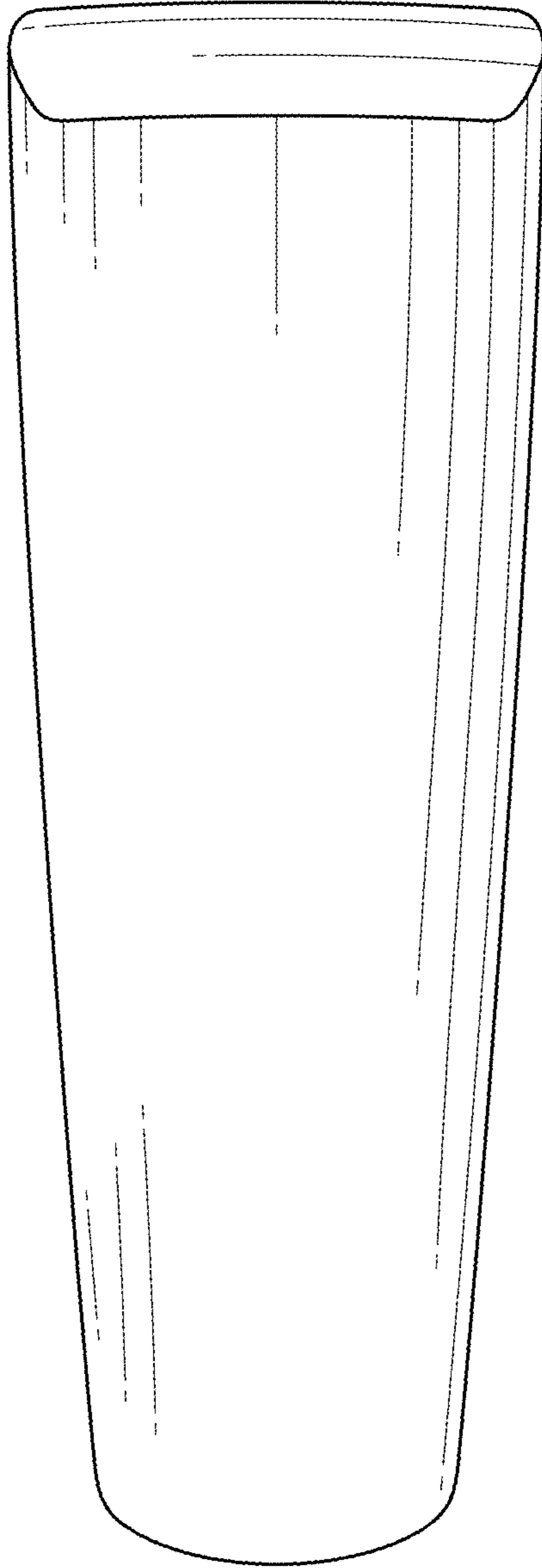


FIG. 6

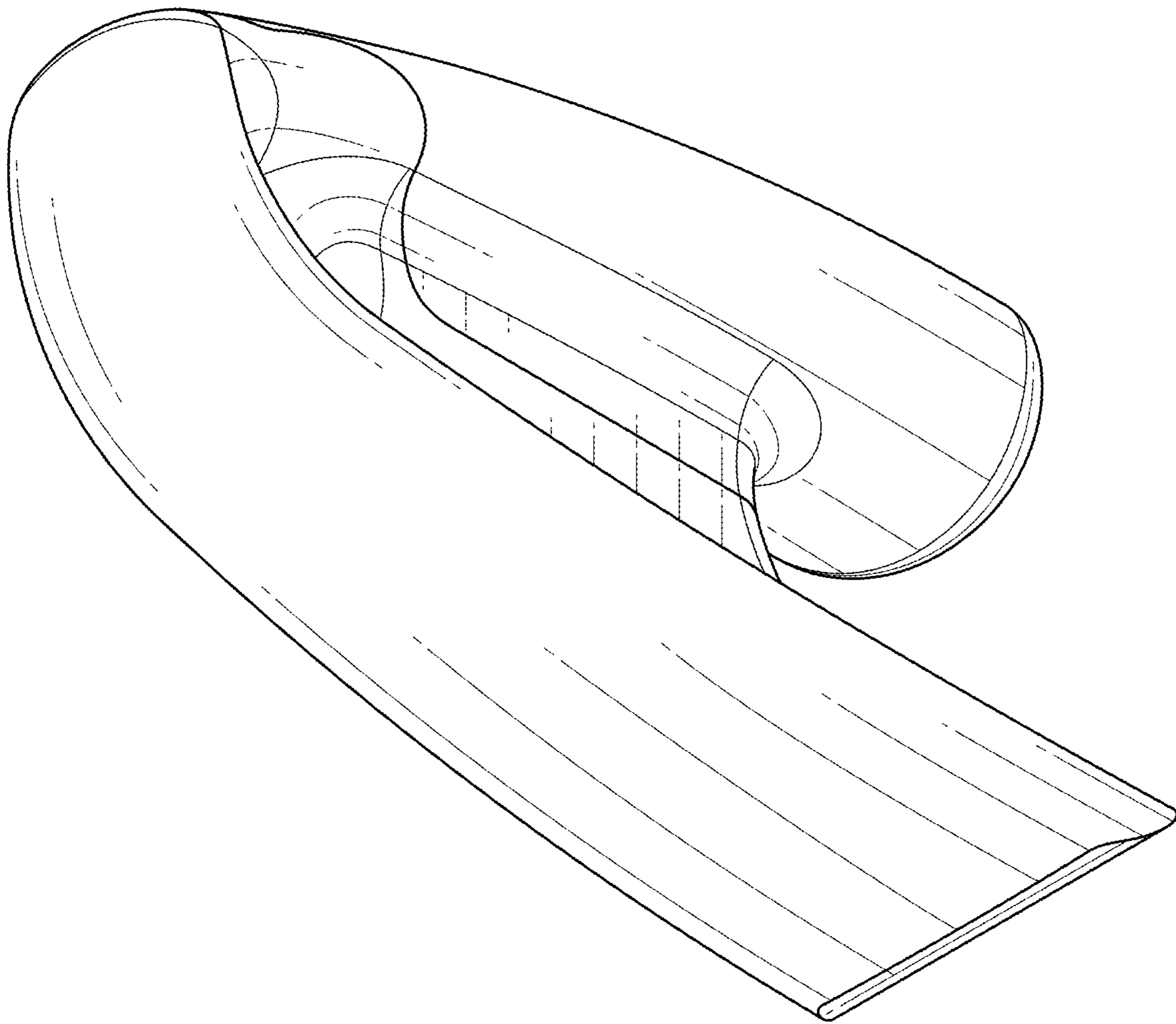


FIG. 7

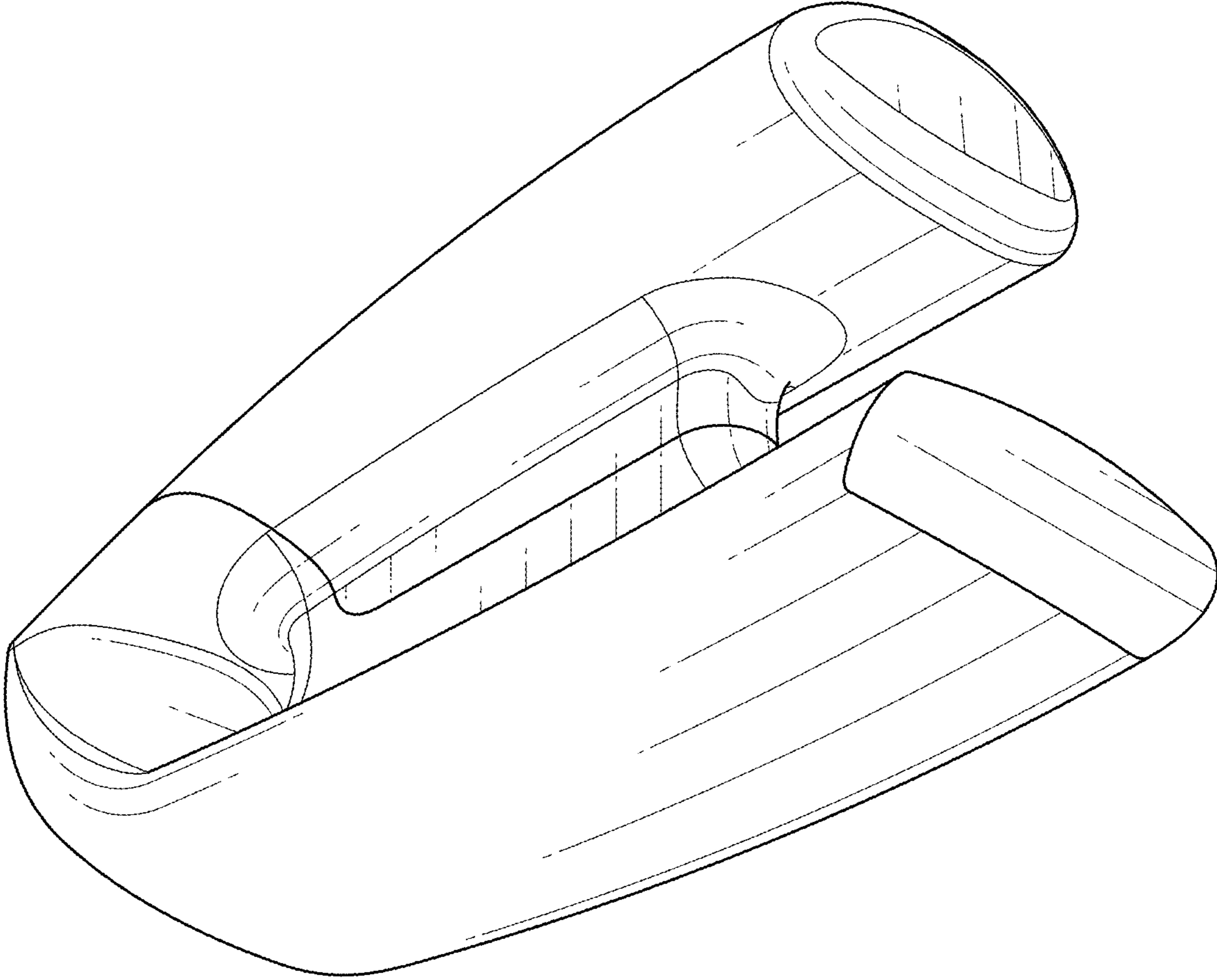


FIG. 8