



US00D939778S

(12) **United States Design Patent** (10) **Patent No.:** **US D939,778 S**
Conyers (45) **Date of Patent:** **** Dec. 28, 2021**

(54) **BAND FOR A HAIR PIECE**
(71) Applicant: **B.Renewed, LLC**, Rochester, NY (US)
(72) Inventor: **Assunta S. Conyers**, Rochester, NY (US)

8,991,406 B1 * 3/2015 Salter A41G 3/0041
132/201
D752,815 S * 3/2016 Cardello D29/102
D779,120 S * 2/2017 Cull D28/41
D811,657 S * 2/2018 Lalonde D28/41
2007/0113319 A1 * 5/2007 Brinn A41G 5/0093
2/174

(73) Assignee: **B.Renewed, LLC**, Rochester, NY (US)

* cited by examiner

(**) Term: **15 Years**

Primary Examiner — Zenia I Bennett

(21) Appl. No.: **29/735,038**

(74) *Attorney, Agent, or Firm* — Heslin Rothenberg Farley & Mesiti, P.C.

(22) Filed: **May 18, 2020**

(57) **CLAIM**

(51) **LOC (13) Cl.** **28-04**

The ornamental design for a band for a hair piece, as shown and described.

(52) **U.S. Cl.**

DESCRIPTION

USPC **D28/93**; D28/41

(58) **Field of Classification Search**

USPC D28/41, 92, 93; D2/894
CPC A41G 3/00; A41G 3/0008; A41G 3/0016;
A41G 3/0025; A41G 3/0033; A41G
3/0041; A41G 3/005; A41G 3/0058;
A41G 5/00; A41G 5/04; A41G 5/0046;
A41G 5/0053; A41G 5/006; A41G
5/0066; A41G 5/0073

FIG. 1 is a side perspective view of the band for a hair piece comprising my new design;
FIG. 2 is a front perspective view of the design of FIG. 1;
FIG. 3 is a rear perspective view of the design of FIG. 1;
FIG. 4 is a side elevational view of the design of FIG. 1;
FIG. 5 is another side elevational view of the design of FIG. 1;
FIG. 6 is a top perspective view of the design of FIG. 1; and,
FIG. 7 is a schematic applied view of the band for a hair piece in use.

See application file for complete search history.

The broken lines shown in the drawings illustrate portions of the band for a hair piece that form no part of the claimed design. The broken lines in FIG. 7 illustrate environment in the form of a user of the band for a hair piece, with this environment forming no part of the claimed design. The surface contour lines in the drawings illustrates the contour of the claimed design and is not a claimed surface pattern.

(56) **References Cited**

U.S. PATENT DOCUMENTS

D404,807 S * 1/1999 Nepsund D23/365
D413,710 S * 9/1999 De Rugeriis D2/894
D644,379 S * 8/2011 Vanesse D28/92
8,375,469 B2 * 2/2013 Duwyn-Zylstra A42B 1/206
2/175.1
D712,094 S * 8/2014 Branson A45D 8/36
D28/41

1 Claim, 7 Drawing Sheets



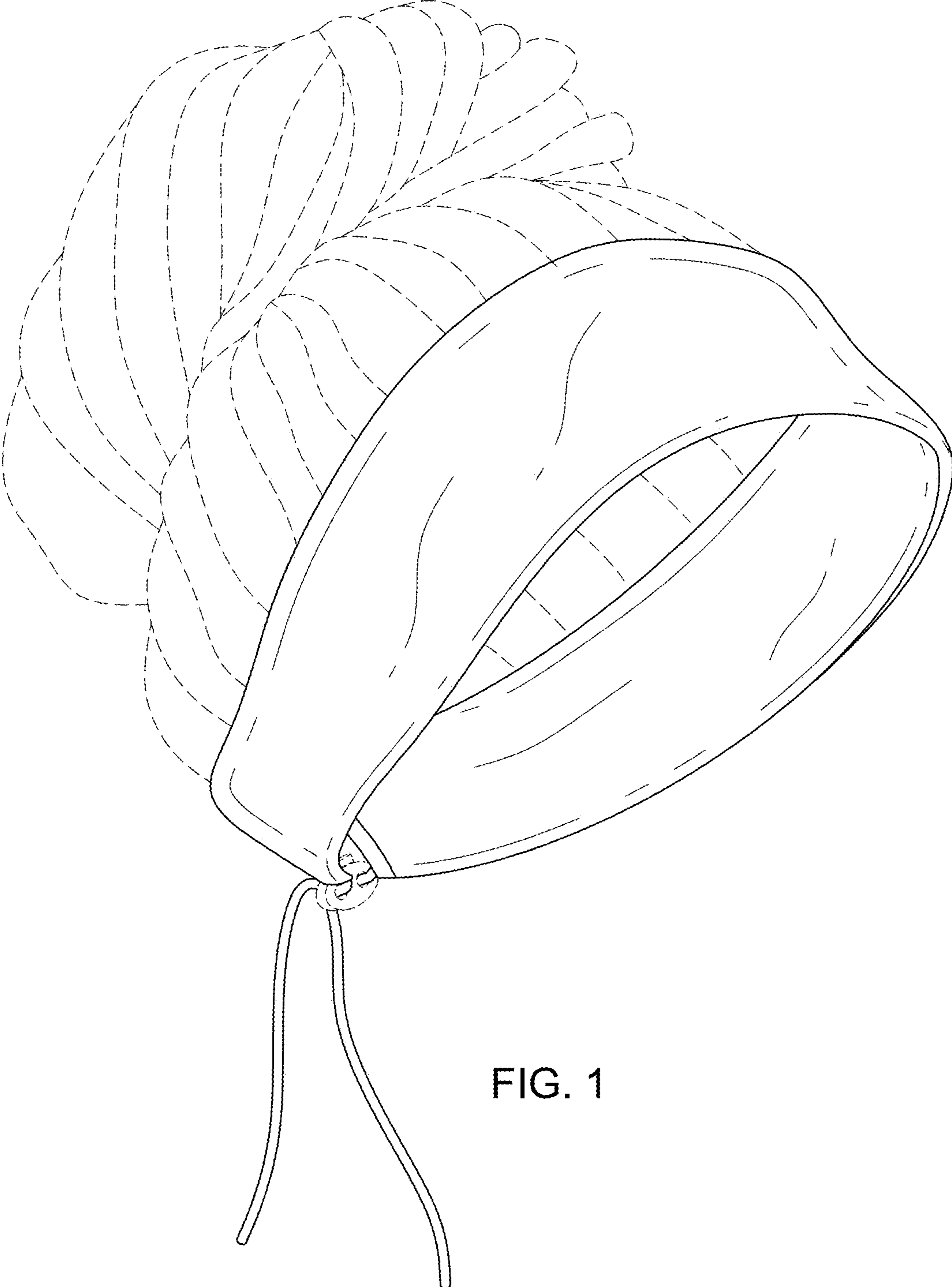


FIG. 1

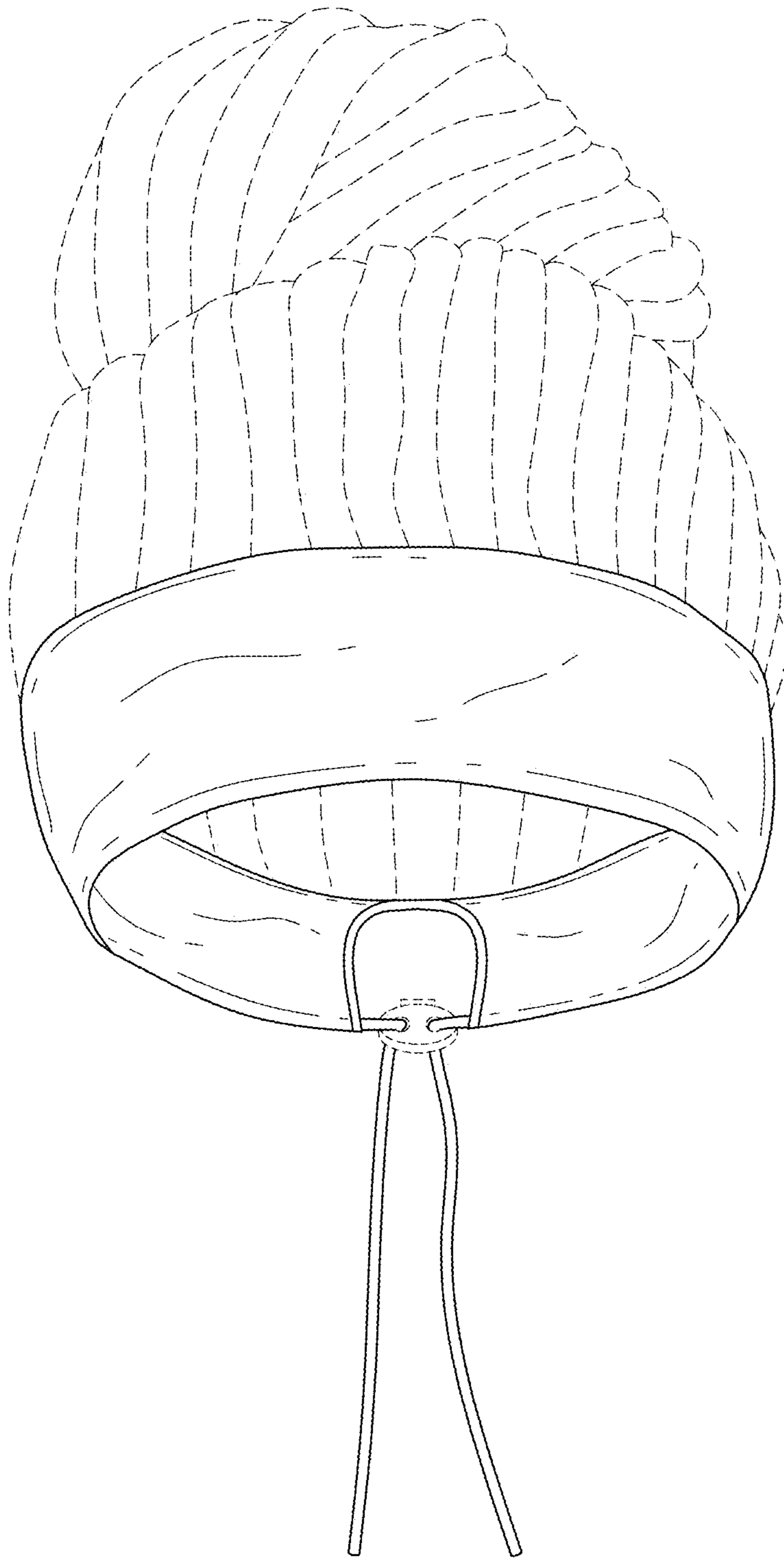


FIG. 2

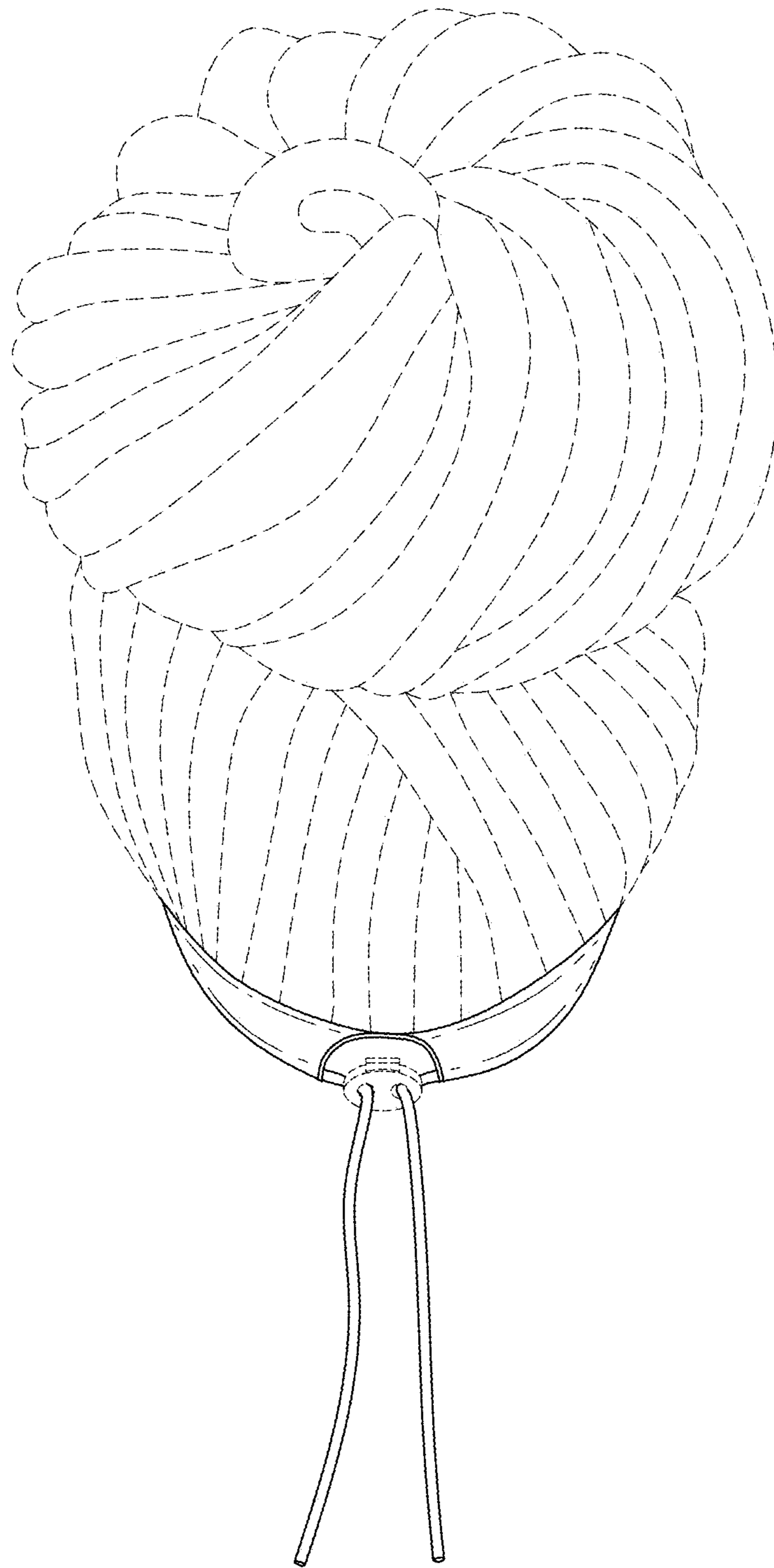


FIG. 3

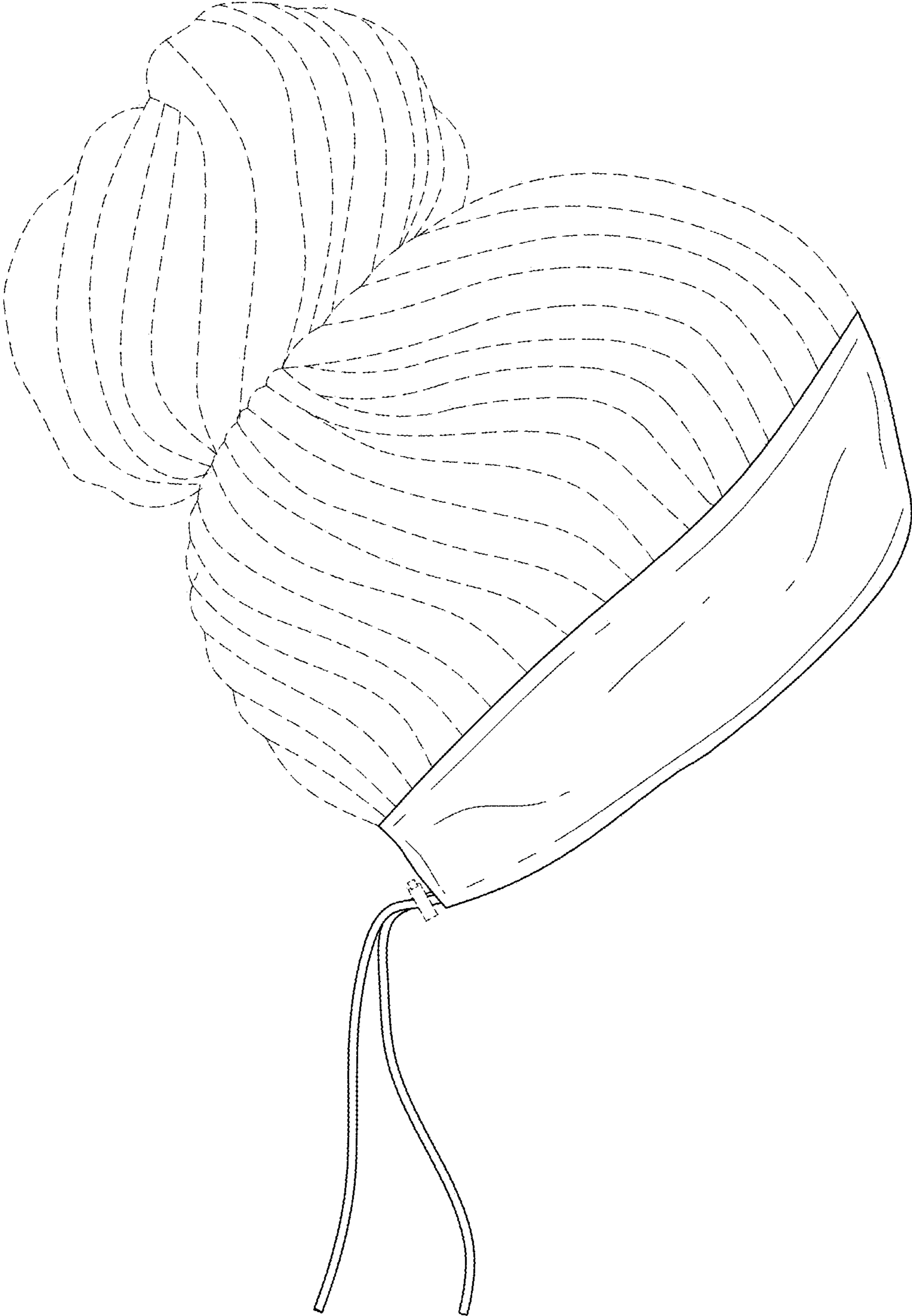


FIG. 4

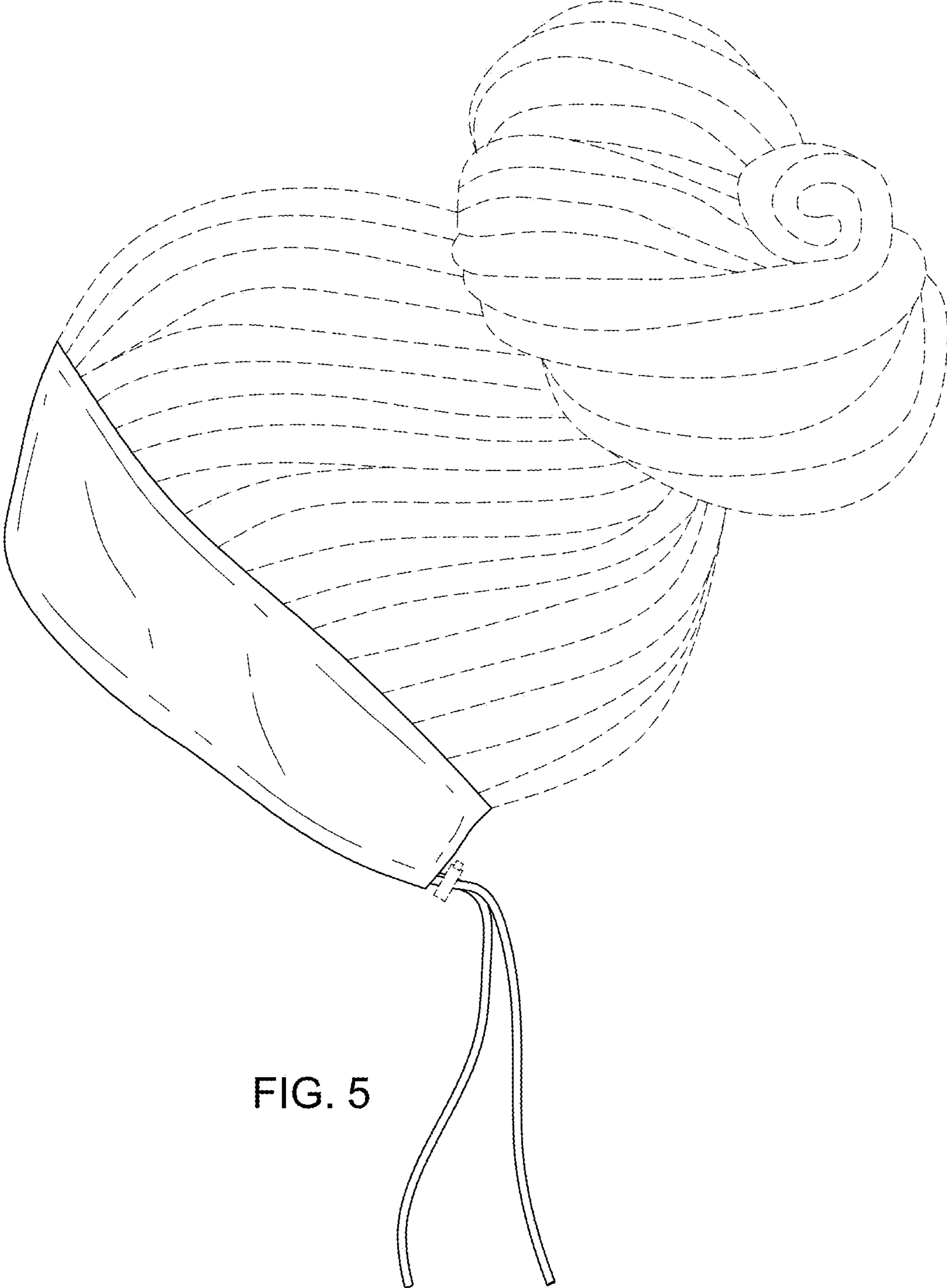


FIG. 5

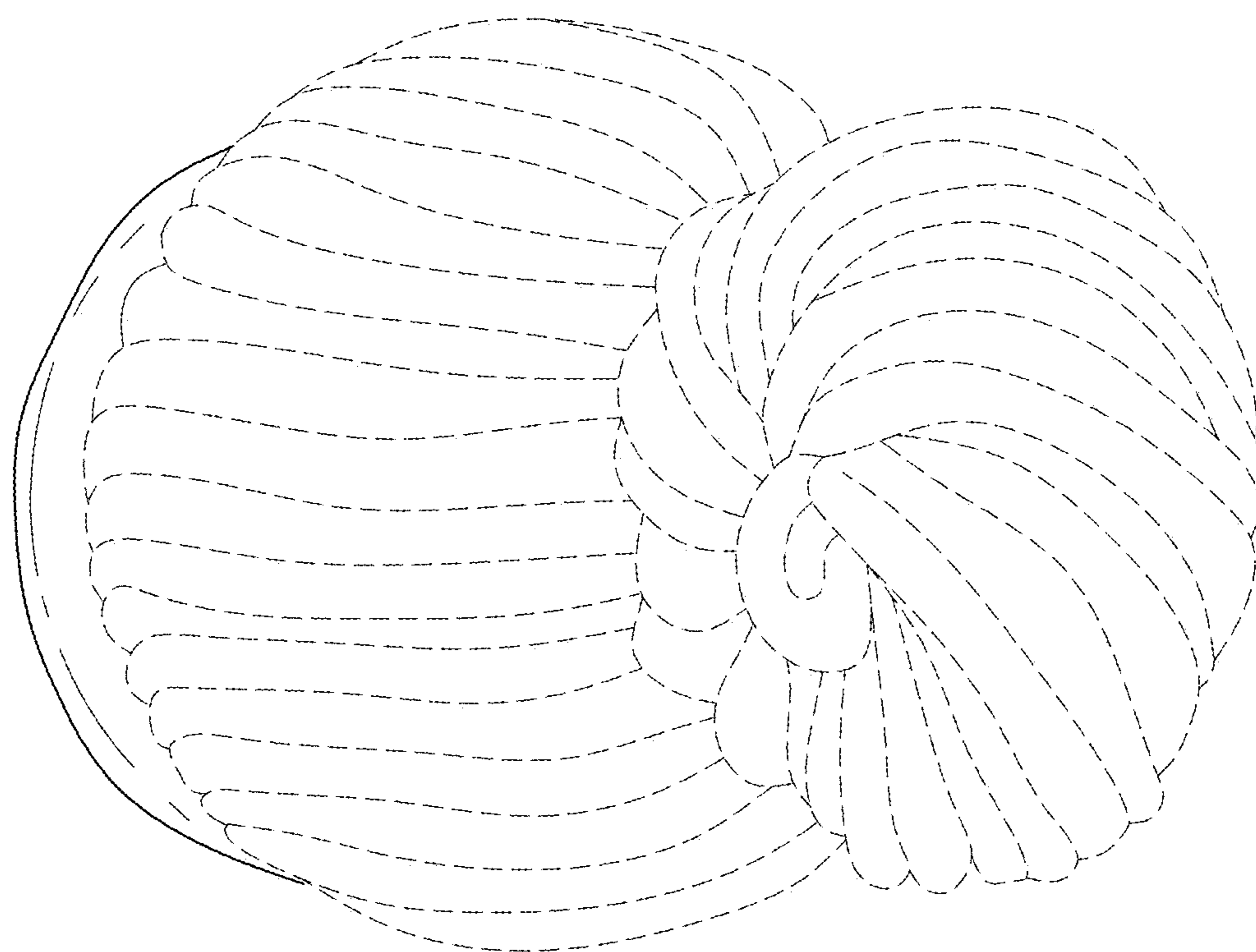


FIG. 6



FIG. 7