



US00D939776S

(12) **United States Design Patent** (10) **Patent No.:** **US D939,776 S**  
**Huang** (45) **Date of Patent:** **\*\* Dec. 28, 2021**

(54) **PALETTE BOX FOR FACE AND BODY PAINT**

(71) Applicant: **Guangzhou Ganghun Trade LTD.,**  
Guangdong (CN)

(72) Inventor: **Linpeng Huang,** Guangdong (CN)

(73) Assignee: **Guangzhou Ganghun Trade LTD.,**  
Guangzhou (CN)

(\*\*) Term: **15 Years**

(21) Appl. No.: **29/764,139**

(22) Filed: **Dec. 29, 2020**

(51) **LOC (13) Cl.** ..... **28-03**

(52) **U.S. Cl.**  
USPC ..... **D28/83; D9/759**

(58) **Field of Classification Search**  
USPC ..... D28/73, 76, 83-84; D9/430, 432, 428,  
D9/759; D3/901, 284  
CPC ..... A45D 33/20; A45D 33/26; A45D 33/28;  
A45D 33/18; A45D 33/006; A45D  
2040/0012; A45D 40/22-222  
See application file for complete search history.

(56) **References Cited**

**U.S. PATENT DOCUMENTS**

D219,785 S	1/1971	Sallak	
D293,724 S *	1/1988	Kingsford	D28/76
4,765,457 A *	8/1988	Rayhle	B44D 3/04 206/1.5
D321,284 S *	11/1991	Marsella	D3/295
5,498,282 A *	3/1996	Miller	B44D 2/00 524/423
D493,919 S *	8/2004	Beilman	D28/77
D718,499 S *	11/2014	Pourmehr	D28/83
D804,572 S	12/2017	de Weber	

D918,477 S *	5/2021	McGrath	D28/83
2009/0255846 A1 *	10/2009	Pires	A45D 40/24 206/581
2016/0143413 A1 *	5/2016	Pourmehr	A45D 40/24 132/314
2020/0146408 A1 *	5/2020	Porras	A45D 33/24

**OTHER PUBLICATIONS**

Face Body Paint IMAGIC, reviewed Aug. 14, 2020, 1 page,  
www.amazon.com (Year: 2020).\*

UCANBE 20 Color Athena, www.amazon.com, first available Jul.  
23, 2020, 1 page (Year: 2020).\*

\* cited by examiner

*Primary Examiner* — Jennifer Rivard

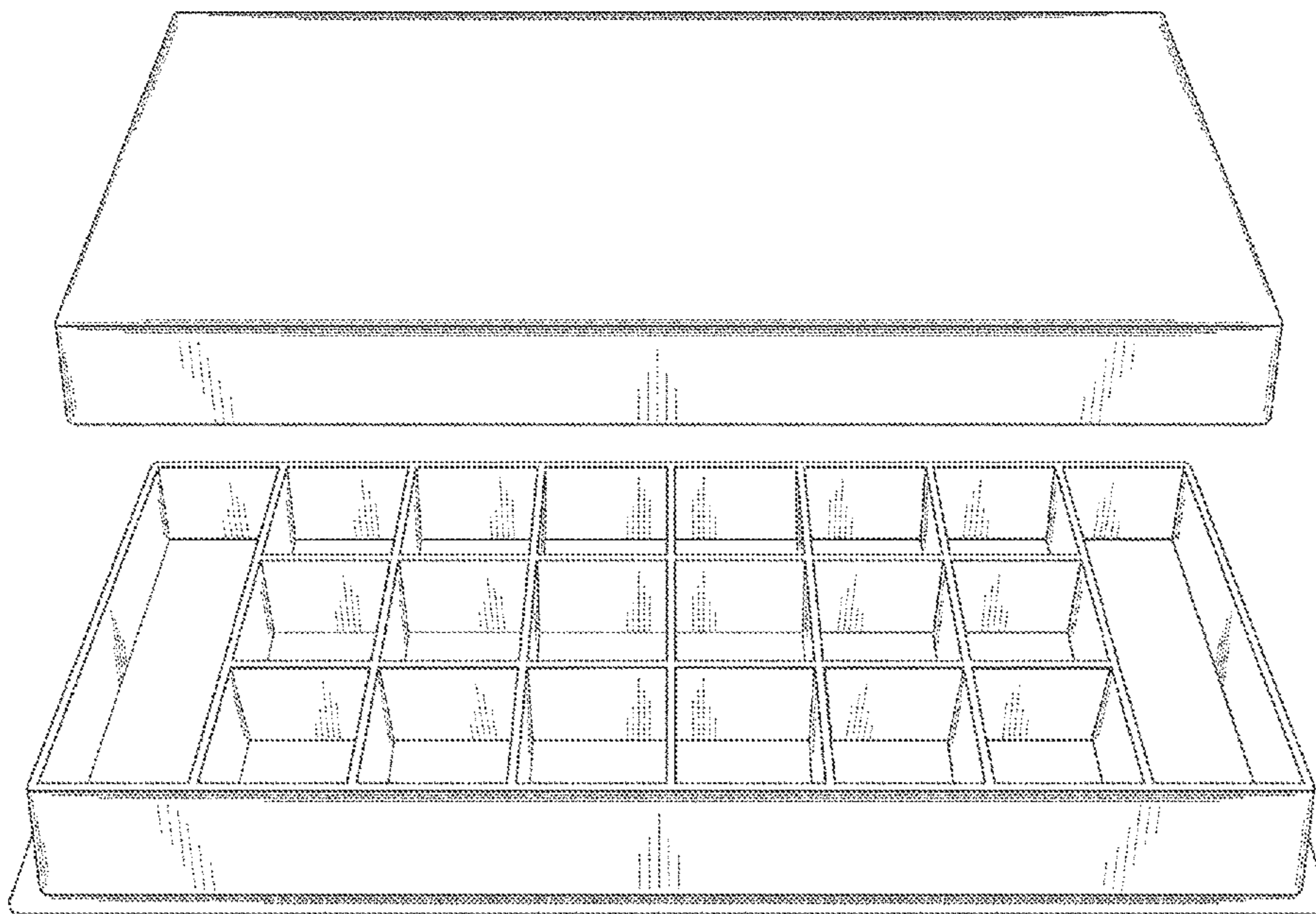
(57) **CLAIM**

The ornamental design for a palette box for face and body paint, as shown and described.

**DESCRIPTION**

FIG. 1 is an exploded perspective view of a palette box for face and body paint showing my new design;  
FIG. 2 is an alternative exploded perspective view thereof;  
FIG. 3 is an assembled perspective view thereof;  
FIG. 4 is a front view thereof;  
FIG. 5 is a back view thereof;  
FIG. 6 is an unassembled left side view thereof;  
FIG. 7 is an unassembled right side view thereof;  
FIG. 8 is an unassembled top view thereof; and,  
FIG. 9 is an unassembled bottom view thereof.

**1 Claim, 9 Drawing Sheets**



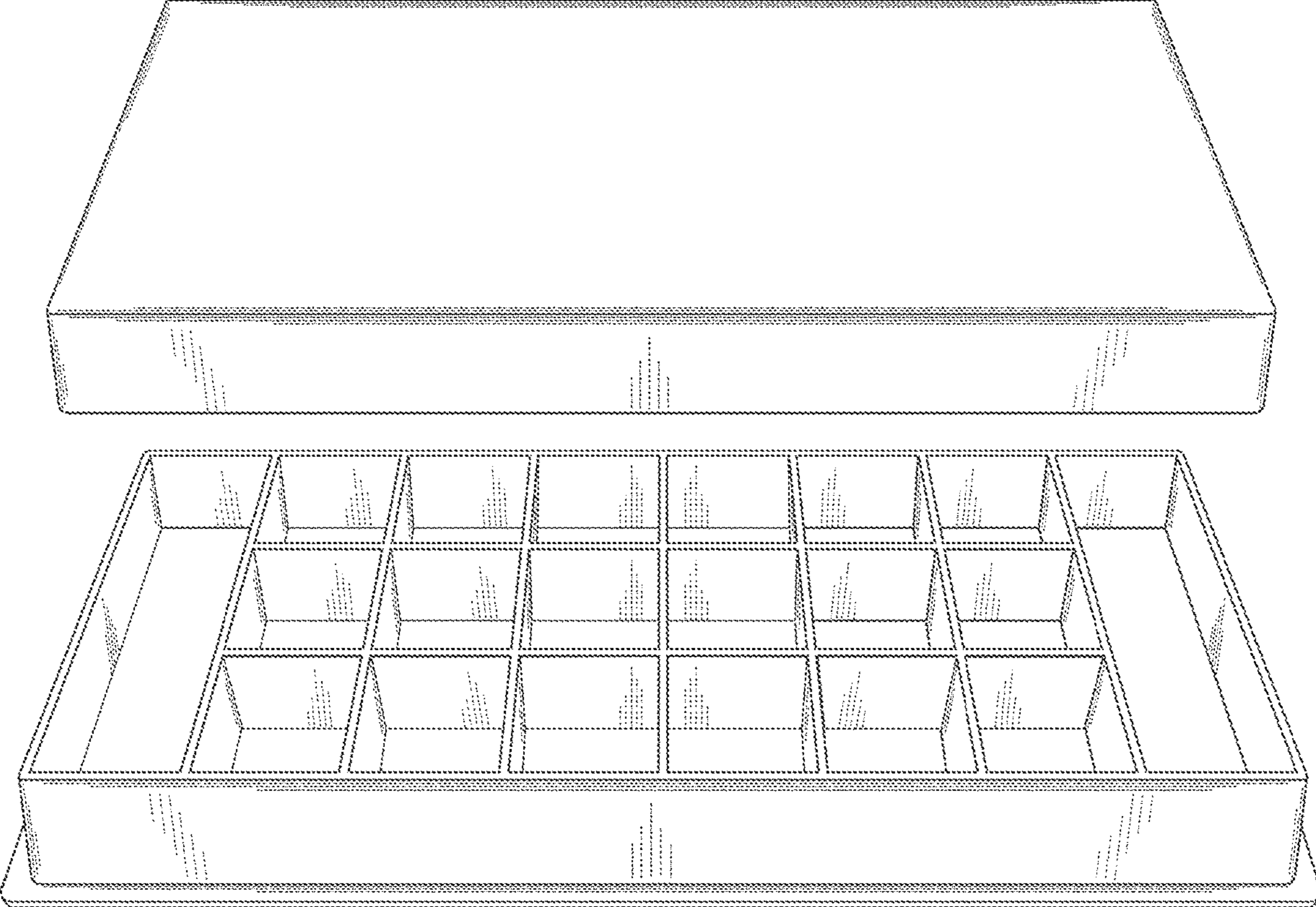


FIG. 1

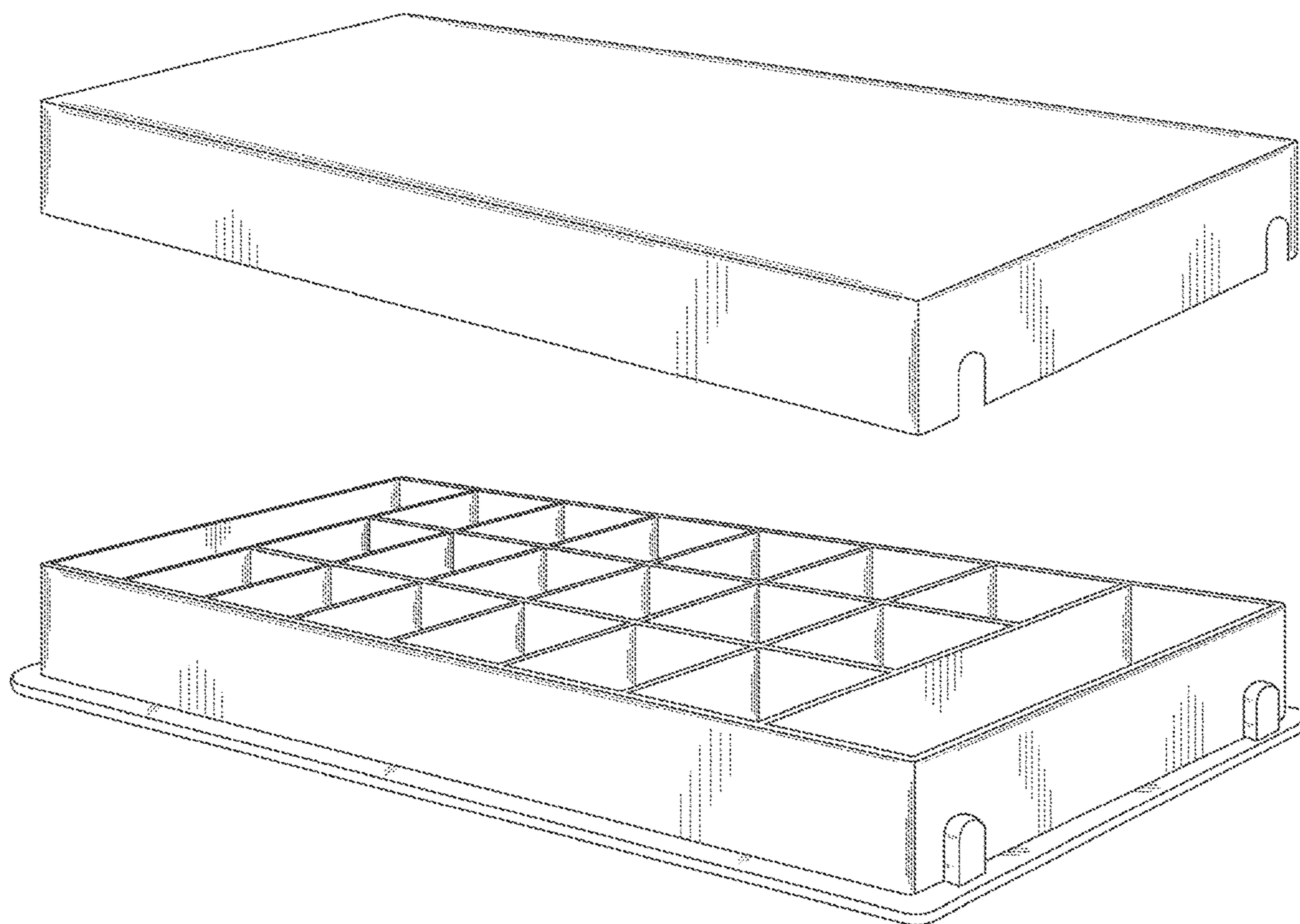


FIG. 2




FIG. 3



FIG. 4



FIG. 5

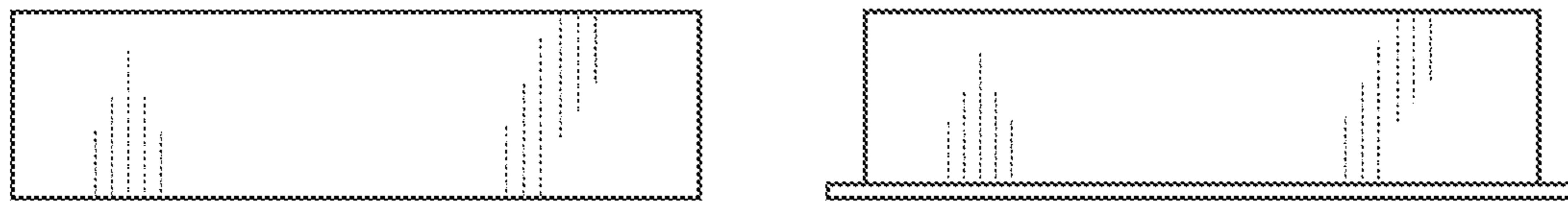


FIG. 6

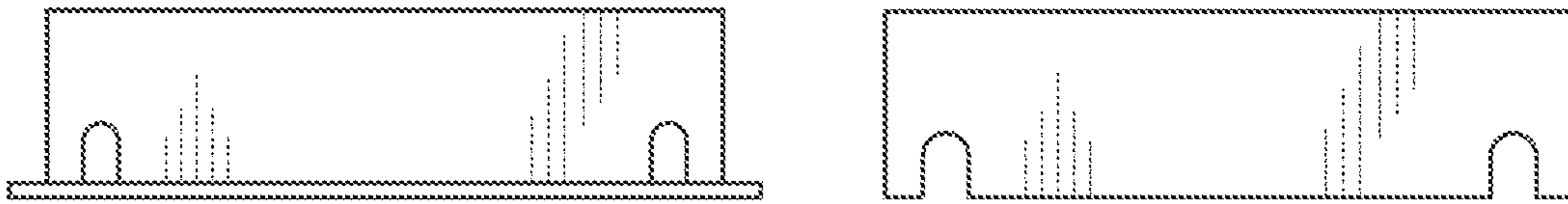


FIG. 7



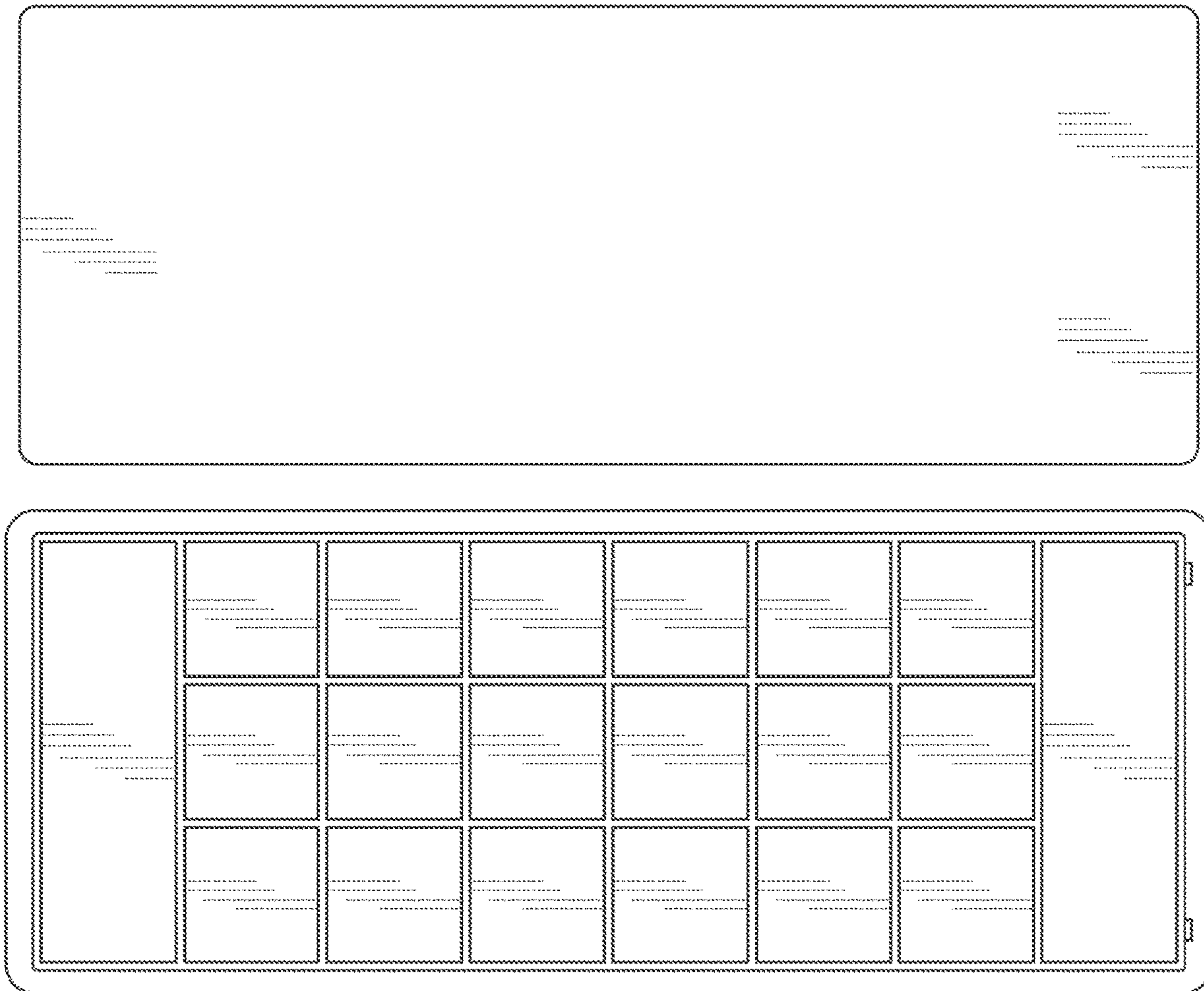


FIG. 8




FIG. 9