



US00D939749S

(12) **United States Design Patent** (10) **Patent No.:** **US D939,749 S**
Zhao (45) **Date of Patent:** **** Dec. 28, 2021**

(54) **WAKE-UP LIGHT**

D861,966 S * 10/2019 Wang D26/110
D868,985 S * 12/2019 Xu D24/210
D889,730 S * 7/2020 Lin D26/110

(Continued)

(71) Applicant: **Shenzhen Juku Intelligent Technology Co., Ltd.**, Shenzhen (CN)

(72) Inventor: **Jiniqu Zhao**, Jinzhou (CN)

(73) Assignee: **SHENZHEN JUKU INTELLIGENT TECHNOLOGY CO., LTD.**, Shenzhen (CN)

FOREIGN PATENT DOCUMENTS

CN 304910063 * 11/2018
CN 305038901 * 2/2019

(Continued)

(**) Term: **15 Years**

OTHER PUBLICATIONS

(21) Appl. No.: **29/700,532**

Amazon.com Smart Wake Up Light Moes WiFi Smart Sunrise_Sunset Alarm Clock [\(22\) Filed: **Aug. 2, 2019**](https://www.amazon.com/Sunrise-Sunset-Simulation-Generation-Digital/dp/B07ZPWC495/ref=sr_1_2_sspa?dchild=1&geniuslink=true&keywords=Wake-up+Light&qid=1628774441&s=electronics&sr=1-2-spons&psc=1&spLa=ZW5jcnl Available Oct. 28, 2019 (Year: 2019).*</p></div>
<div data-bbox=)

(30) **Foreign Application Priority Data**

Mar. 14, 2019 (CN) 201930104199.6

(51) **LOC (13) Cl.** **26-03**

(52) **U.S. Cl.**
USPC **D26/63; D24/210**

(58) **Field of Classification Search**
USPC D26/106, 93; D24/209-210
CPC G02B 6/0031; A61L 2/26; A61N 5/0618;
A61N 5/00; A61N 5/0616; A61N
2005/0626; A61N 2005/0627; A61N
2005/0636; A61N 2005/0642; A61N
2005/0644; A61N 2005/0652; A61N
2005/0654; A61B 2018/00452; A61B
2018/1807

See application file for complete search history.

Primary Examiner — Leanne Was-Englehart

(74) *Attorney, Agent, or Firm* — Ladas & Parry LLP

(57) **CLAIM**

The ornamental design for a wake-up light, as shown and described.

DESCRIPTION

FIG. 1 is a front elevational view of a wake-up light showing my new design;
FIG. 2 is a rear elevational thereof;
FIG. 3 is a left side elevational view thereof;
FIG. 4 is a right side elevational view thereof;
FIG. 5 is a top plan view thereof;
FIG. 6 is a bottom plane view thereof;
FIG. 7 is a perspective view thereof showing the front and right sides; and,
FIG. 8 is a perspective view thereof showing the rear and left sides.

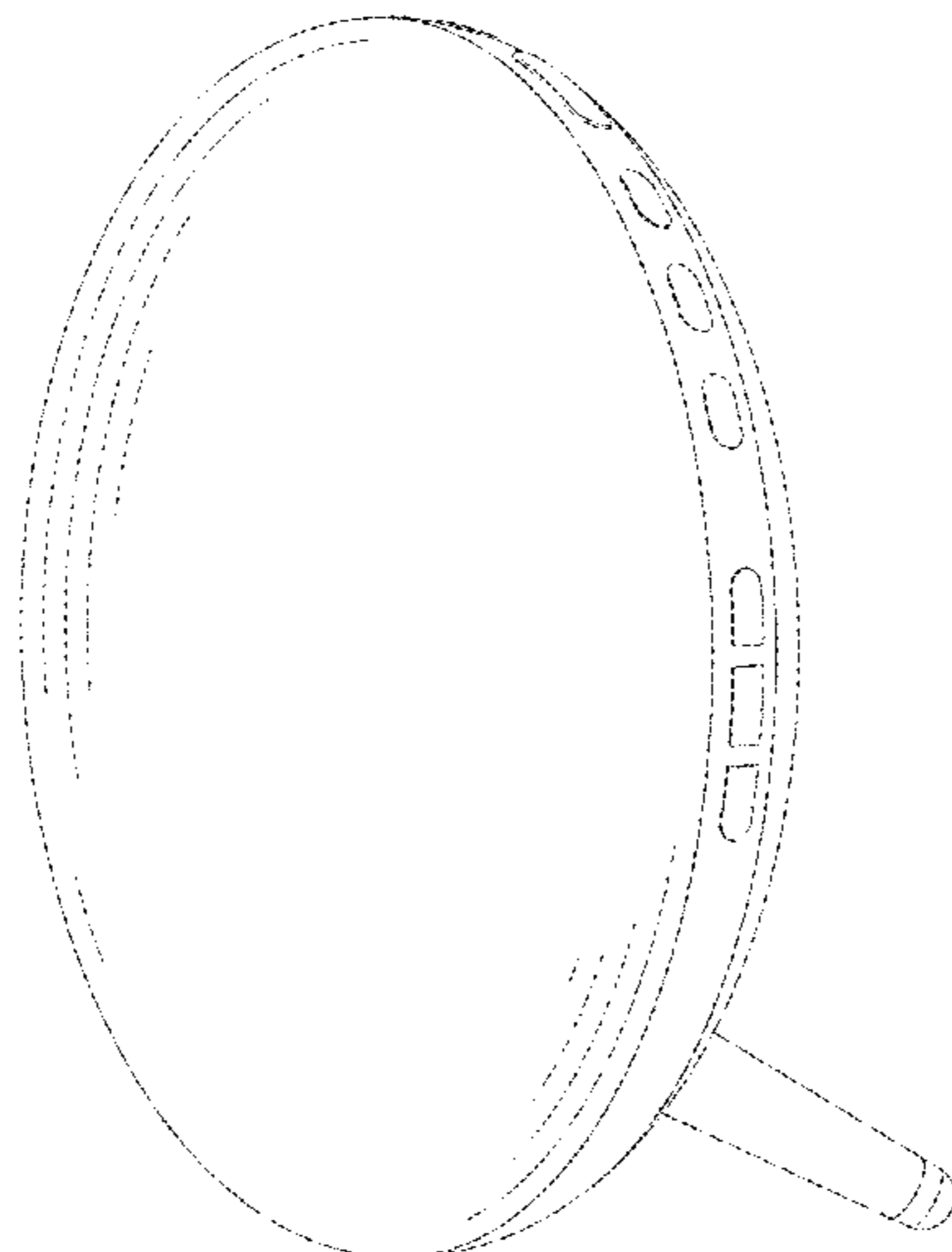
The broken lines in the drawings depict parts of the wake-up light that form no part of the claimed design.

(56) **References Cited**

U.S. PATENT DOCUMENTS

D621,541 S * 8/2010 Hamel D26/63
D685,514 S * 7/2013 Djajadiningrat D26/93
D690,455 S * 9/2013 Hagenauer D26/93
D736,942 S * 8/2015 Hagenauer D24/210
D739,592 S * 9/2015 Hagenauer D26/106
D832,496 S * 10/2018 Novak D26/142
D844,457 S * 4/2019 Zhong D10/23
D859,679 S * 9/2019 Xu D24/210

1 Claim, 8 Drawing Sheets



(56)

References Cited

U.S. PATENT DOCUMENTS

D911,539 S * 2/2021 Li D24/210
D917,773 S * 4/2021 Amato D26/106
D925,810 S * 7/2021 Yi D26/110

FOREIGN PATENT DOCUMENTS

CN 305810317 * 5/2020
CN 305872134 * 6/2020
GB 9006664082-0001 * 8/2019
JP D1649667 * 1/2020

* cited by examiner




FIG. 1

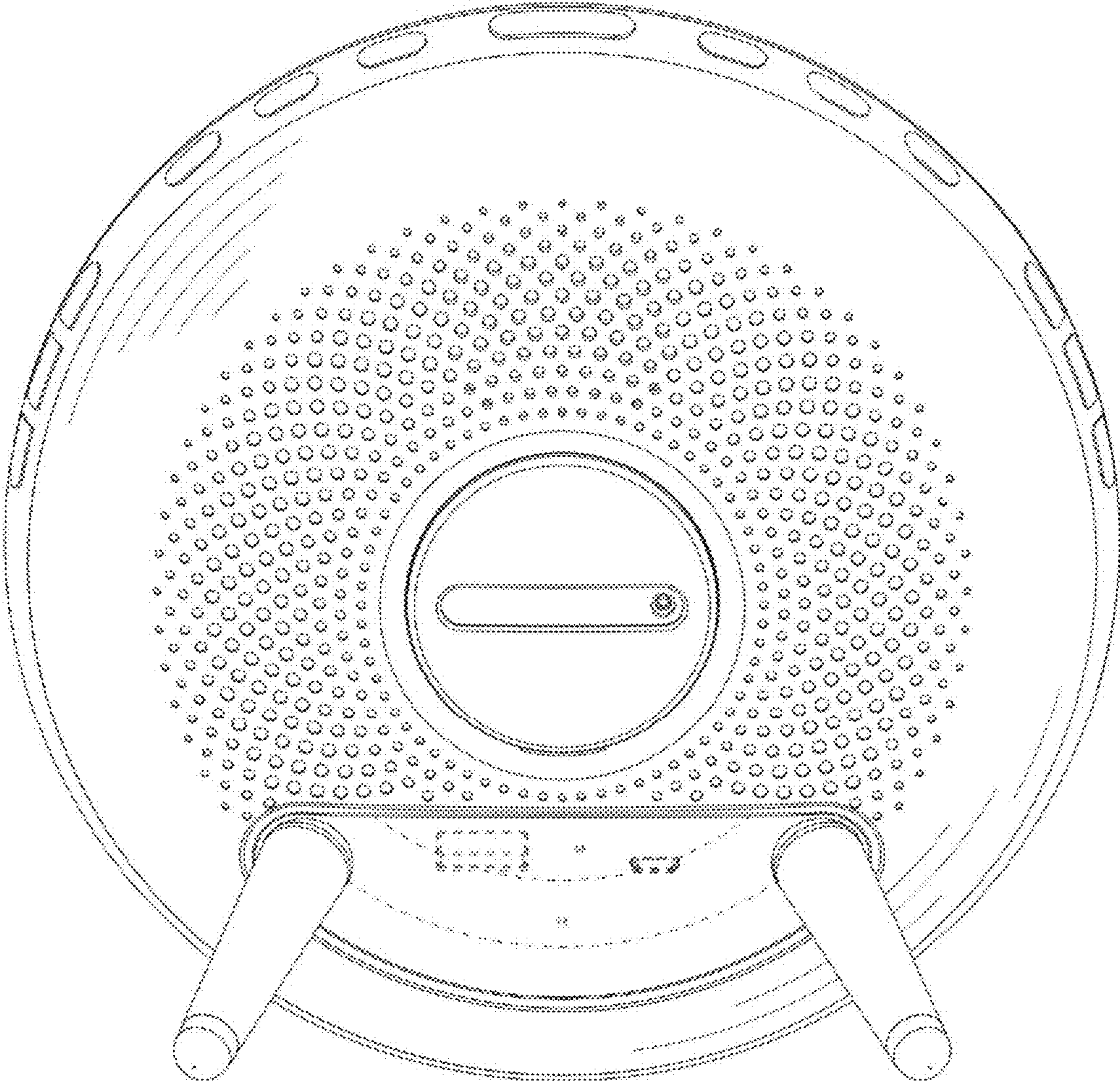


FIG.2

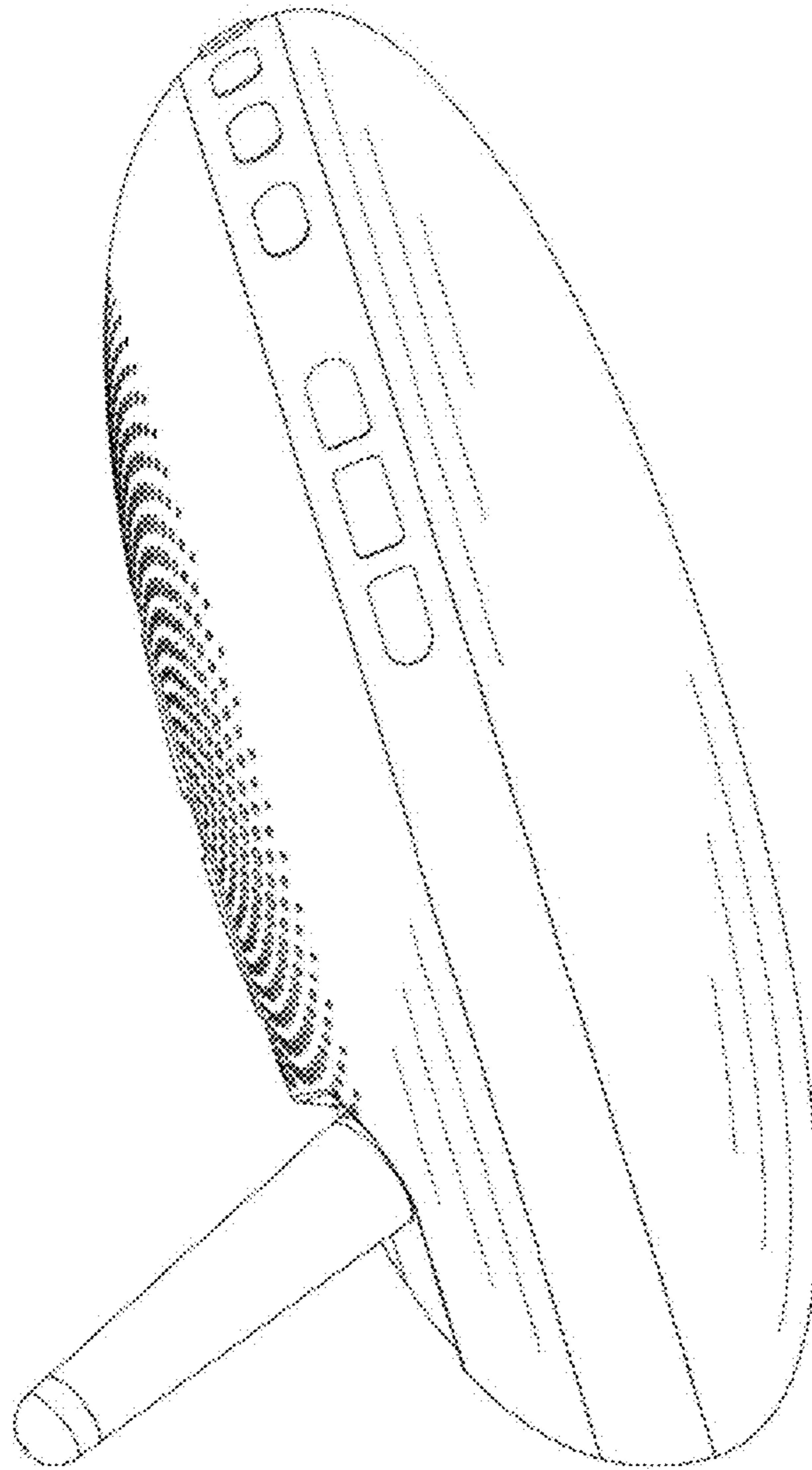


FIG. 3

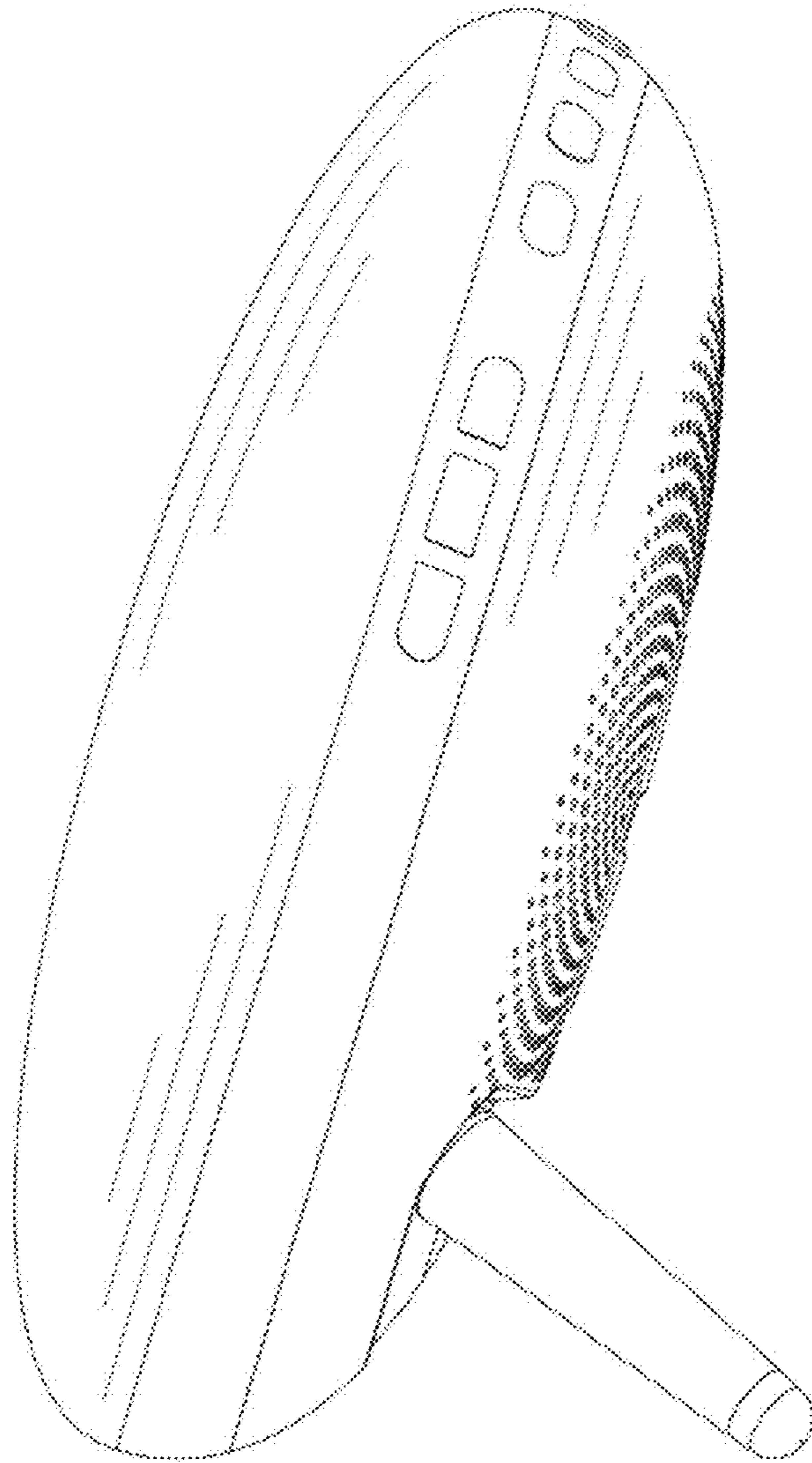


FIG. 4

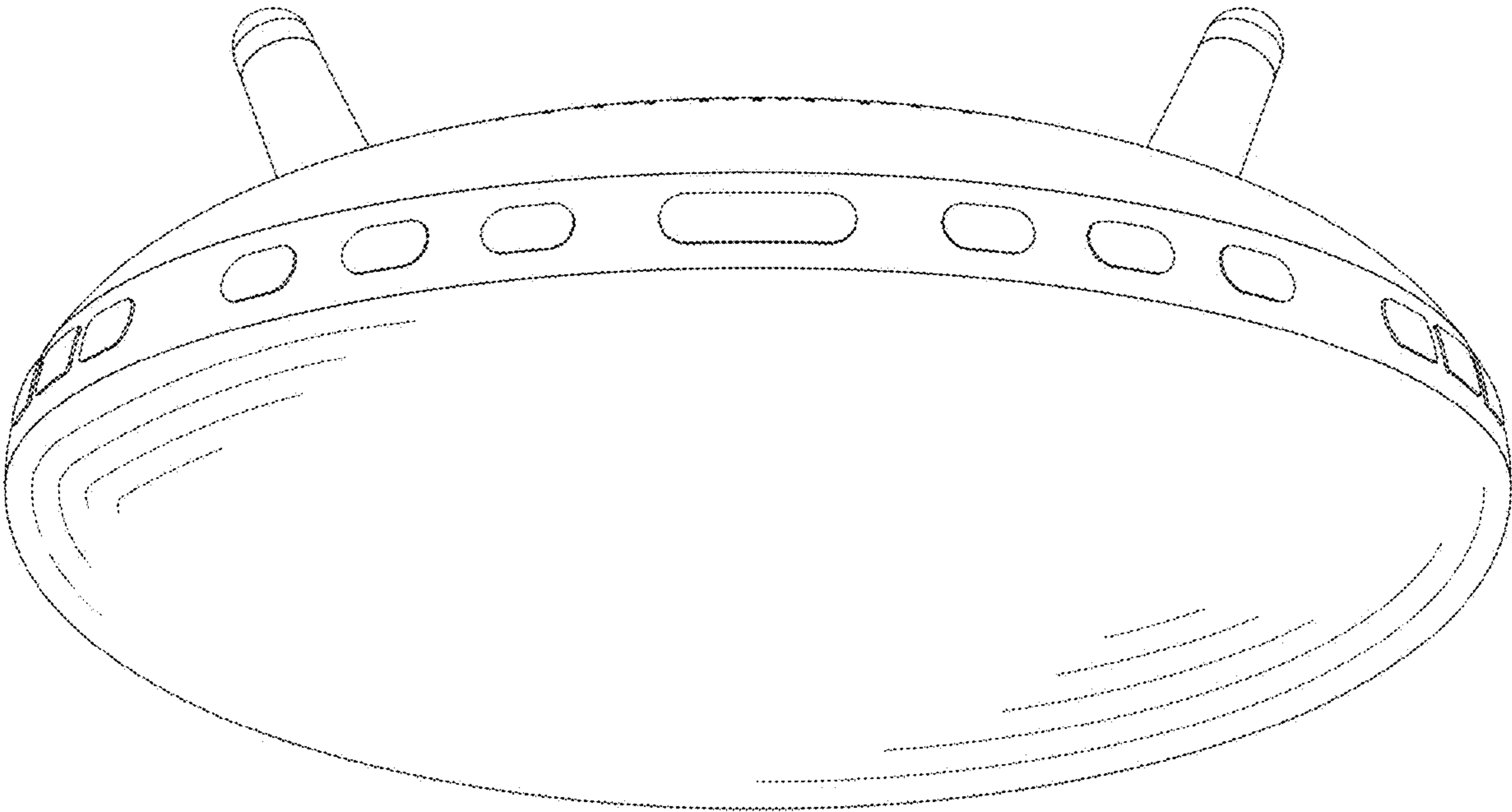


FIG. 5

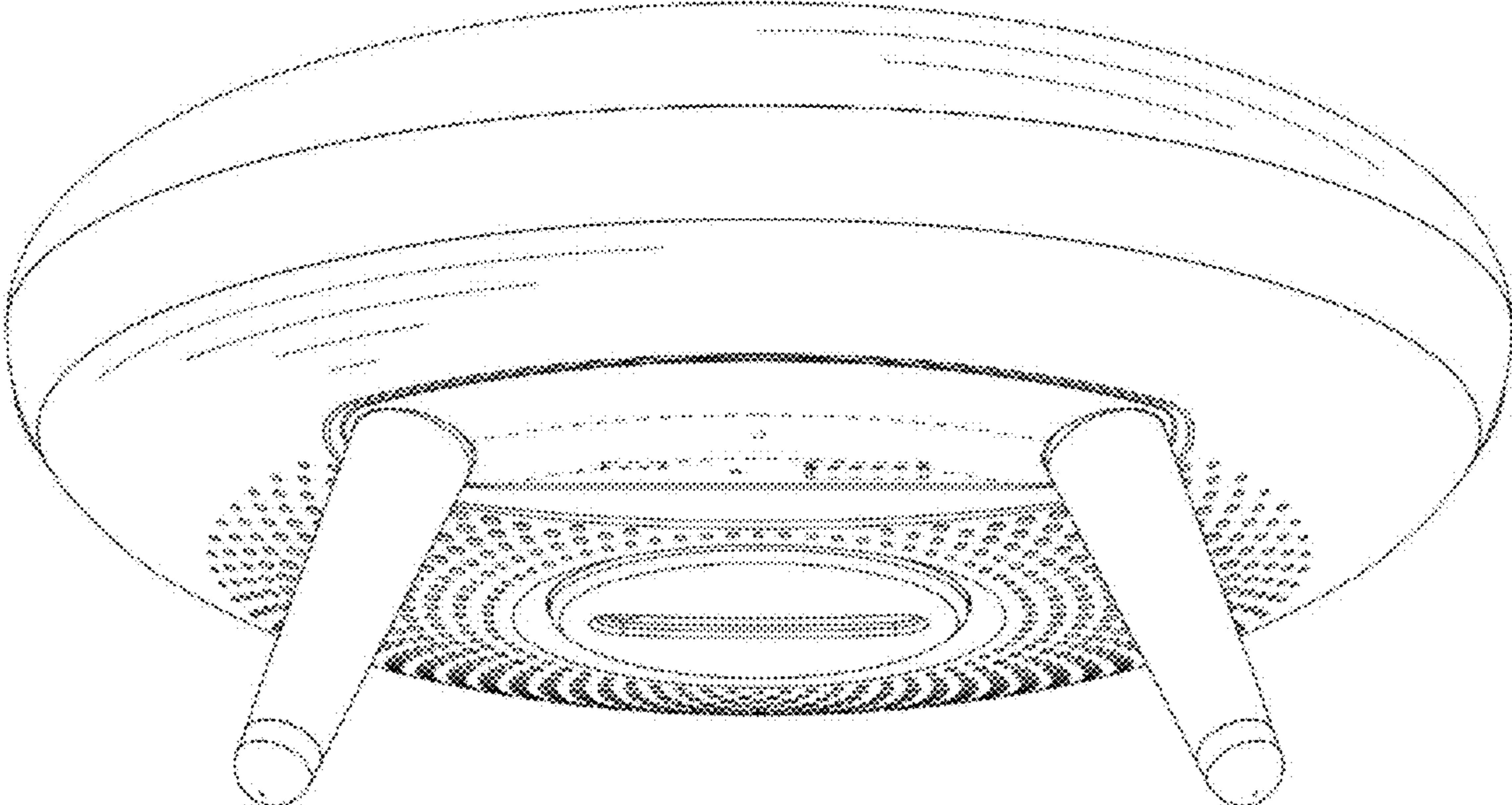


FIG. 6

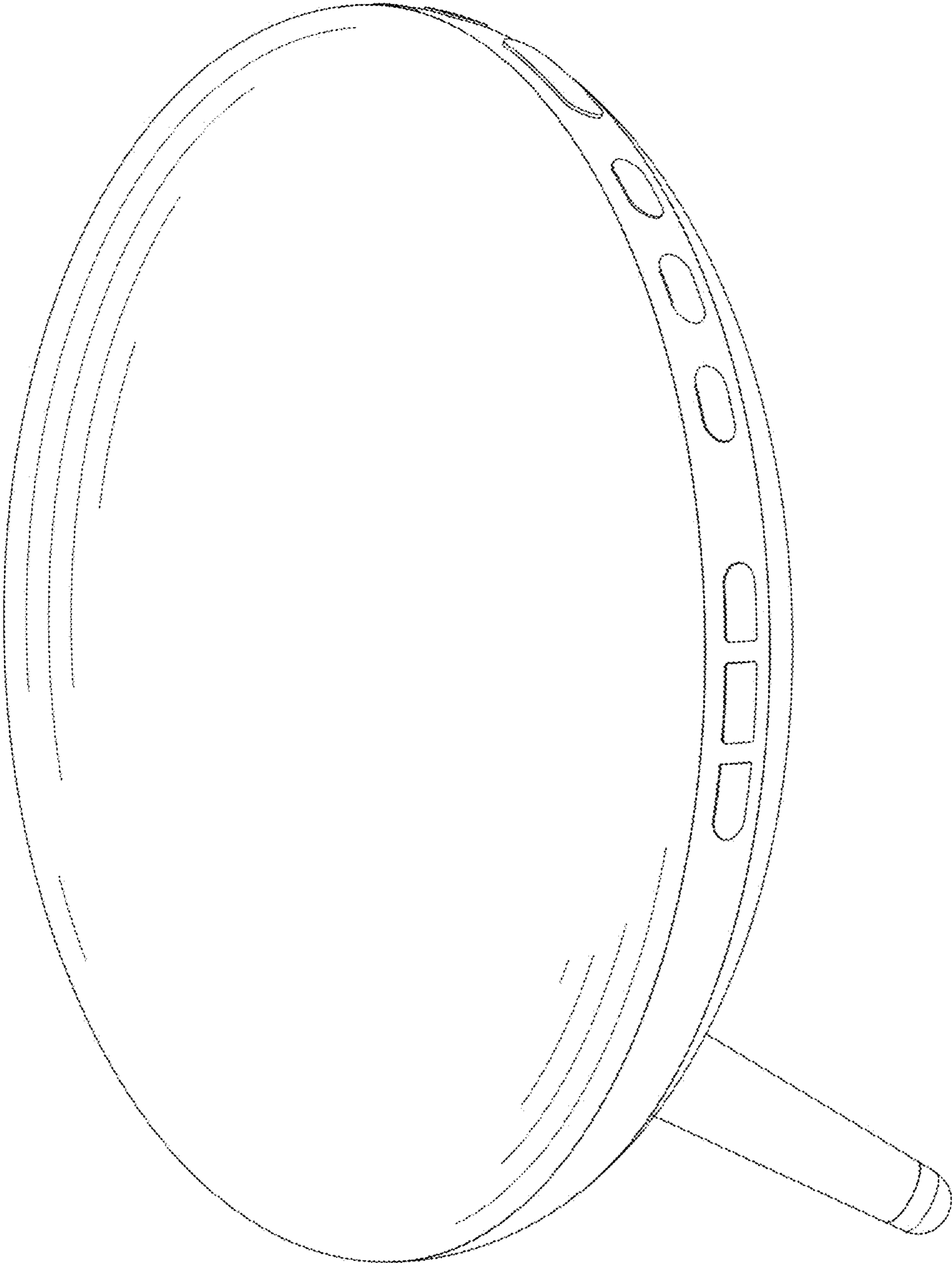


FIG. 7

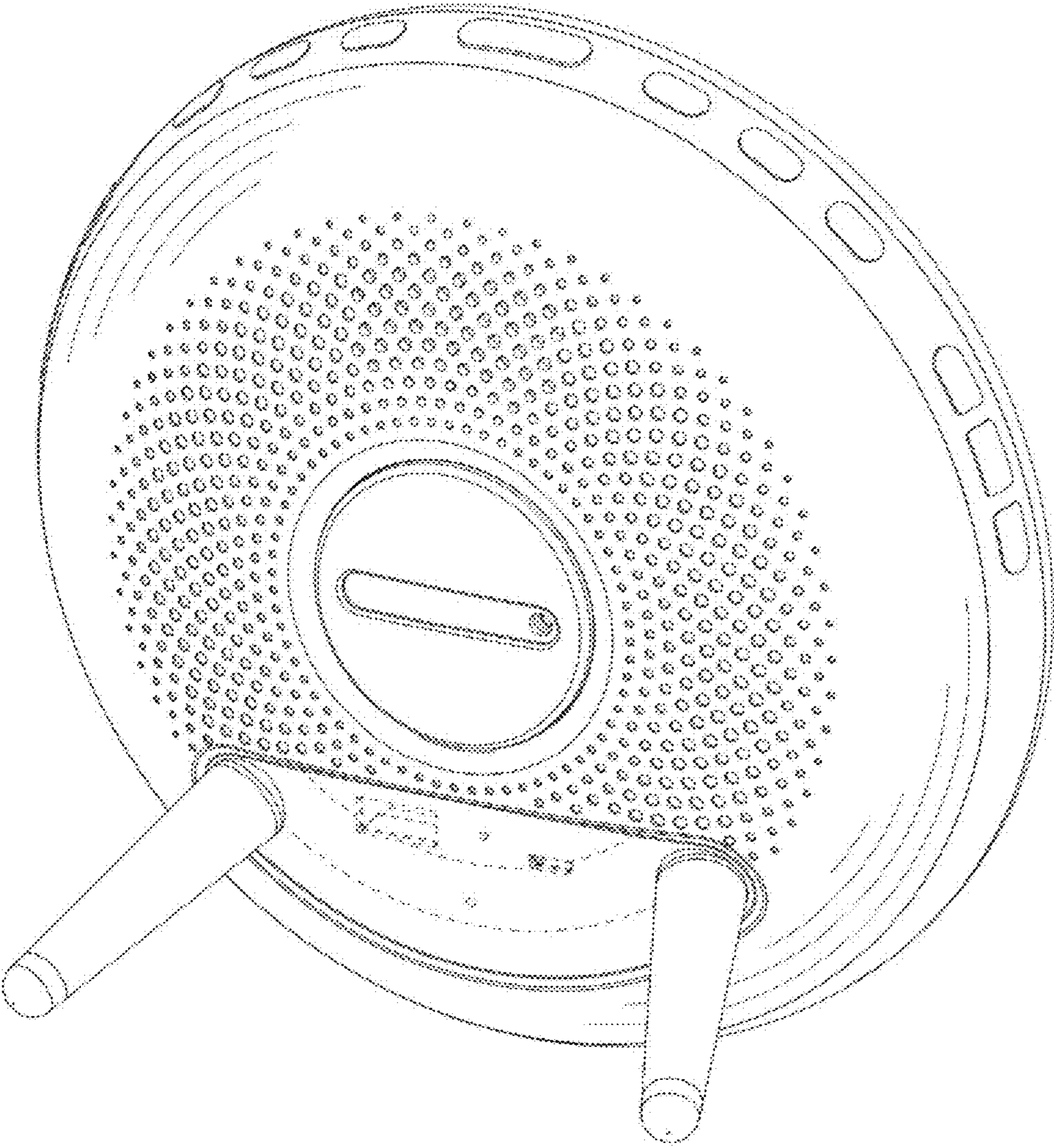


FIG. 8