



US00D939714S

(12) **United States Design Patent** (10) **Patent No.:** **US D939,714 S**
Del Rossi (45) **Date of Patent:** **** *Dec. 28, 2021**

(54) **BANDAGE**

(71) Applicant: **Vomaris Innovations, Inc.**, Tempe, AZ (US)

(72) Inventor: **Joseph Del Rossi**, Tempe, AZ (US)

(73) Assignee: **Vomaris Innovations, Inc.**, Tempe, AZ (US)

(*) Notice: This patent is subject to a terminal disclaimer.

(**) Term: **15 Years**

(21) Appl. No.: **29/761,679**

(22) Filed: **Dec. 10, 2020**

Related U.S. Application Data

(62) Division of application No. 29/718,753, filed on Dec. 27, 2019, now Pat. No. Des. 907,218, which is a division of application No. 29/655,341, filed on Jul. 2, 2018, now Pat. No. Des. 882,097, which is a division of application No. 29/584,407, filed on Nov. 14, 2016, now Pat. No. Des. 825,766.

(51) **LOC (13) Cl.** **24-02**

(52) **U.S. Cl.**
USPC **D24/189**

(58) **Field of Classification Search**

USPC D24/124, 125, 126, 127, 128, 132, 133, D24/185, 186, 187, 188, 189, 190, 191, D24/192, 193, 199, 200, 206, 207, 208, D24/209, 210, 211, 212, 213, 214, 215; 602/41-43, 48, 52, 54, 58; 604/304, 305, 604/306, 307, 308; D29/100, 108, 120.1, D29/121.1, 121.2; D30/146
CPC A61F 15/008; A61F 13/023; A61F 15/004; A61F 2013/00646; A61M 2025/0246
See application file for complete search history.

(56) **References Cited**

U.S. PATENT DOCUMENTS

D693,011 S *	11/2013	Mori	D24/189
D693,012 S *	11/2013	Inoo	D24/189
D693,013 S *	11/2013	Inoo	D24/189
D704,342 S *	5/2014	Mori	D24/189
D713,966 S *	9/2014	Hoonakker	D24/189
D816,233 S *	4/2018	Del Rossi	D24/189
D838,373 S *	1/2019	Del Rossi	D24/189
D846,129 S *	4/2019	Del Rossi	D24/189
D862,711 S *	10/2019	Del Rossi	D24/189
D868,267 S *	11/2019	Del Rossi	D24/189
D882,097 S *	4/2020	Del Rossi	D24/189
D893,035 S *	8/2020	Del Rossi	D24/189
D904,624 S *	12/2020	Del Rossi	D24/189
D907,218 S *	1/2021	Del Rossi	D24/189

* cited by examiner

Primary Examiner — Samantha Q Lawrence

(74) *Attorney, Agent, or Firm* — K&L Gates LLP; Brian J. Novak; Georgia N. Kefallinos

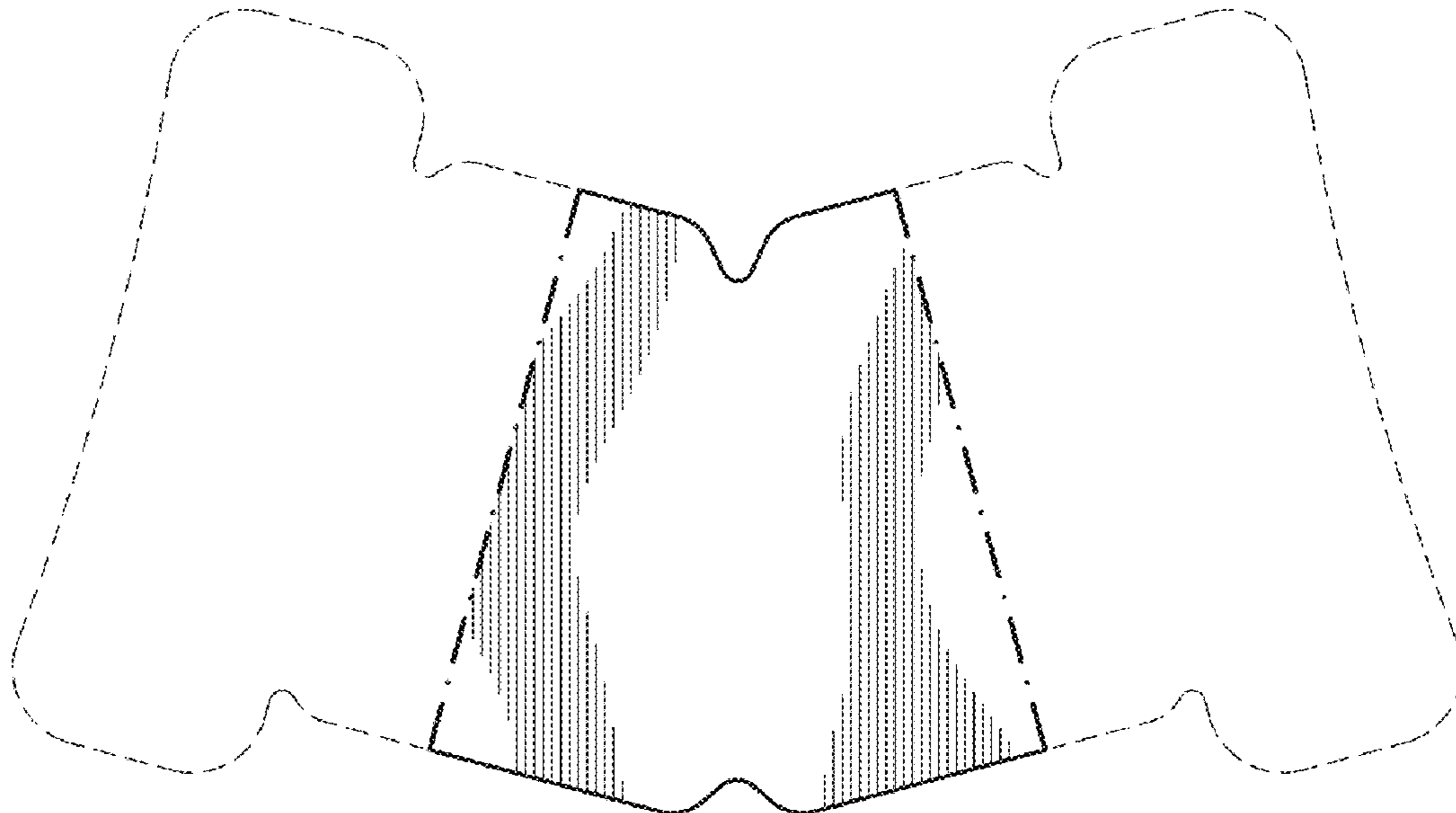
(57) **CLAIM**

The ornamental design for a bandage, as shown and described.

DESCRIPTION

FIG. 1 is a top view of a bandage of our design. FIG. 2 is a first side view of the bandage of FIG. 1. FIG. 3 is a second side view of the bandage of FIG. 1. FIG. 4 is a third side view of the bandage of FIG. 1. FIG. 5 is a fourth side view of the bandage of FIG. 1; and, FIG. 6 is a bottom view of the bandage of FIG. 1. The broken lines shown in FIGS. 1-6 illustrate portions of the bandage that form no part of the claimed design. The dash-dot-dash-dot lines illustrate boundaries that form no part of the claimed design.

1 Claim, 2 Drawing Sheets



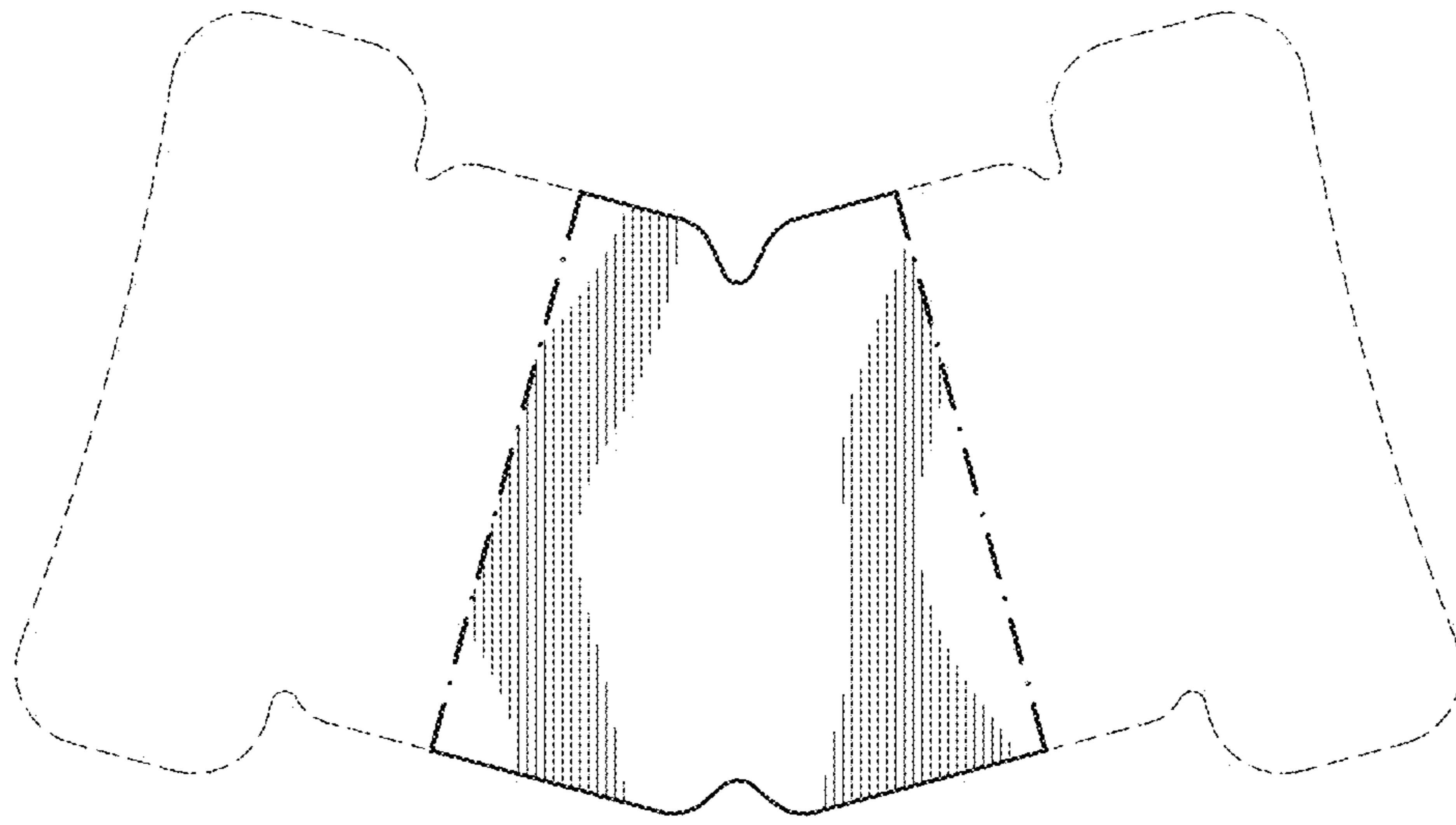


FIG. 1

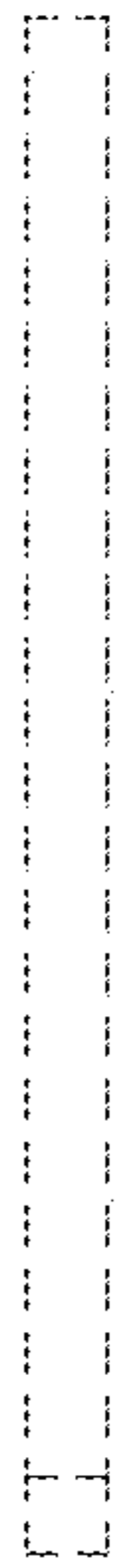


FIG. 2

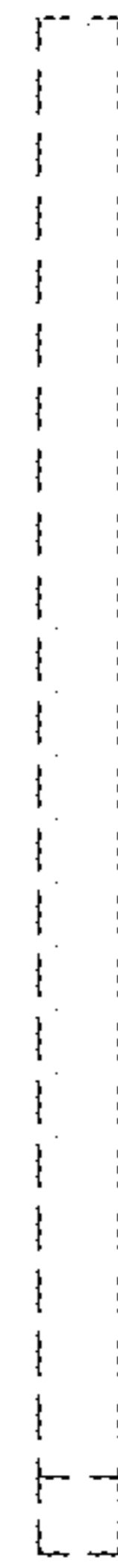


FIG. 3




FIG. 4

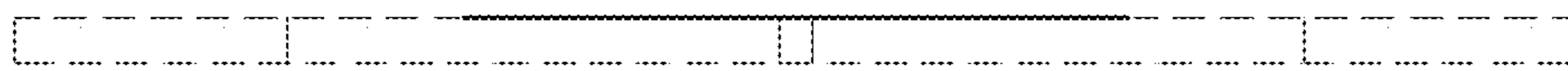


FIG. 5




FIG. 6