



US00D939682S

(12) **United States Design Patent**  
**Chen**

(10) **Patent No.:** **US D939,682 S**

(45) **Date of Patent:** **\*\* Dec. 28, 2021**

(54) **AROMA DIFFUSER**

(71) Applicant: **Wenlian Chen**, Guangdong (CN)

(72) Inventor: **Wenlian Chen**, Guangdong (CN)

(\*\*) Term: **15 Years**

(21) Appl. No.: **29/719,977**

(22) Filed: **Jan. 9, 2020**

(51) **LOC (13) Cl.** ..... **23-04**

(52) **U.S. Cl.**  
USPC ..... **D23/366**

(58) **Field of Classification Search**  
USPC ..... D23/209, 355, 356, 358, 359, 360, 364,  
D23/365, 366, 367; D99/5; D17/22  
CPC . A61L 9/03; A61L 9/012; A61L 9/015; A61L  
9/037; F41J 1/01  
See application file for complete search history.

(56) **References Cited**

**U.S. PATENT DOCUMENTS**

D691,587 S	*	10/2013	Ferber	.....	D14/216
D720,063 S	*	12/2014	Li	.....	D23/366
D757,921 S	*	5/2016	Li	.....	D23/366
D771,439 S	*	11/2016	Miller	.....	D7/523
D810,265 S	*	2/2018	Chen	.....	D23/366
D849,916 S	*	5/2019	Wen	.....	D23/366
D850,596 S	*	6/2019	Wu	.....	D23/366
D862,671 S	*	10/2019	Zhou	.....	D23/356
D864,371 S	*	10/2019	Chen	.....	D23/366
D865,930 S	*	11/2019	Bradley	.....	D23/356
D869,629 S	*	12/2019	Li	.....	D23/366

**OTHER PUBLICATIONS**

InnoGear 150ml Essential Oil Diffuser [Feb. 11, 2021] found online [Feb. 11, 2021]—[https://www.amazon.com/InnoGear-Essential-Ultrasonic-Aromatherapy-Humidifier/dp/B08F4TVKGL/ref=sr\\_1\\_195\\_sspa?dchild=1&keywords=aroma+diffuser&qid=1613056103&s=hpc&sr=1-195-spons&psc=1&spLa=ZW5jcnlwdGVkUXVhbGlmaWVyPUExV0FGNU9GMjllUldGJmV.\\*](https://www.amazon.com/InnoGear-Essential-Ultrasonic-Aromatherapy-Humidifier/dp/B08F4TVKGL/ref=sr_1_195_sspa?dchild=1&keywords=aroma+diffuser&qid=1613056103&s=hpc&sr=1-195-spons&psc=1&spLa=ZW5jcnlwdGVkUXVhbGlmaWVyPUExV0FGNU9GMjllUldGJmV.*)

\* cited by examiner

*Primary Examiner* — John A Voytek

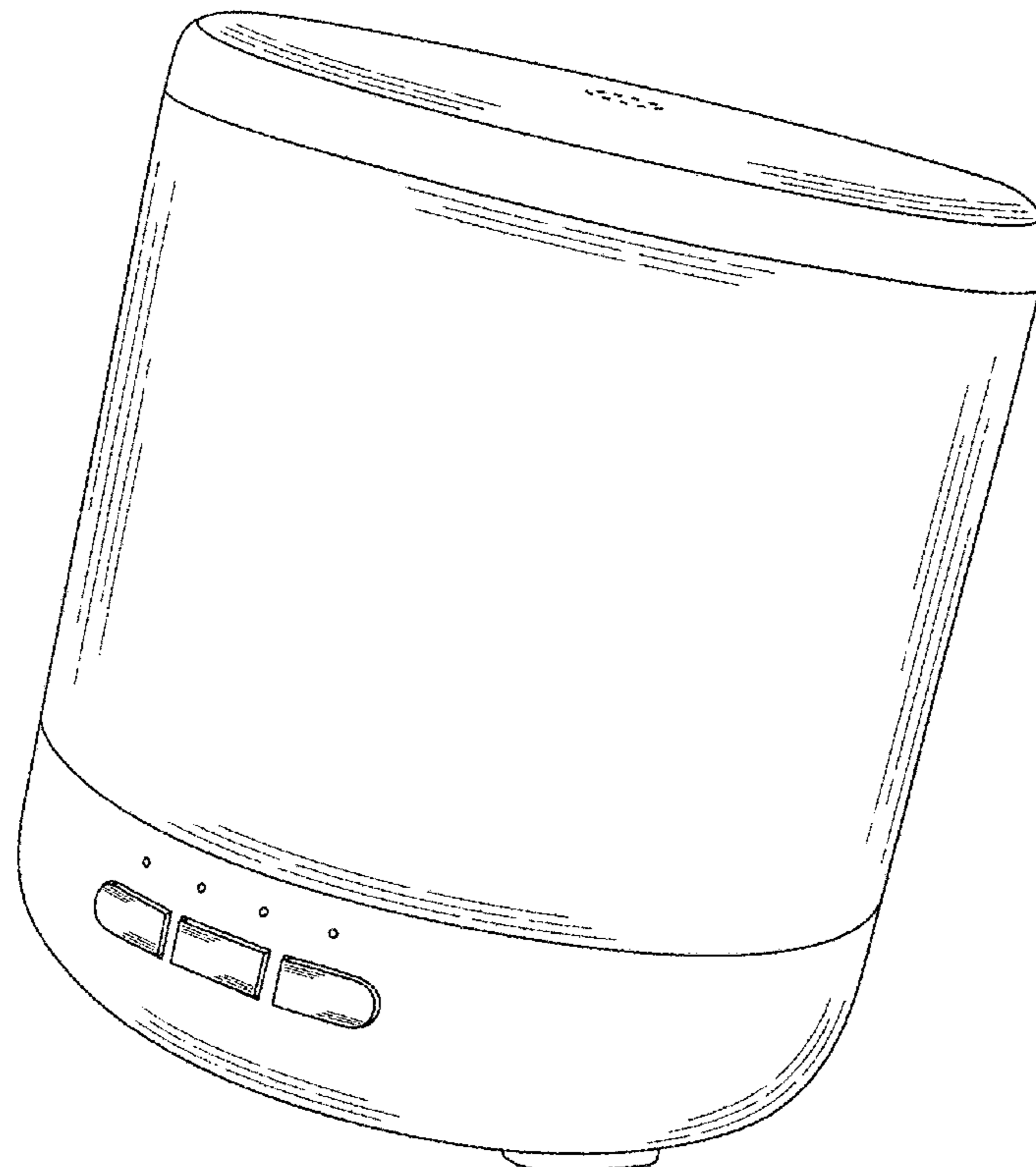
(57) **CLAIM**

The ornamental design for an aroma diffuser, as shown and described.

**DESCRIPTION**

FIG. 1 is a perspective view of an aroma diffuser showing my new design;  
FIG. 2 is a front elevational view thereof;  
FIG. 3 is a rear elevational view thereof;  
FIG. 4 is a left side elevational view thereof;  
FIG. 5 is a right side elevational view thereof;  
FIG. 6 is a top plan view thereof; and,  
FIG. 7 is a bottom plan view thereof.  
The broken lines illustrate portions of the aroma diffuser that form no part of the claimed design.

**1 Claim, 7 Drawing Sheets**






FIG. 1

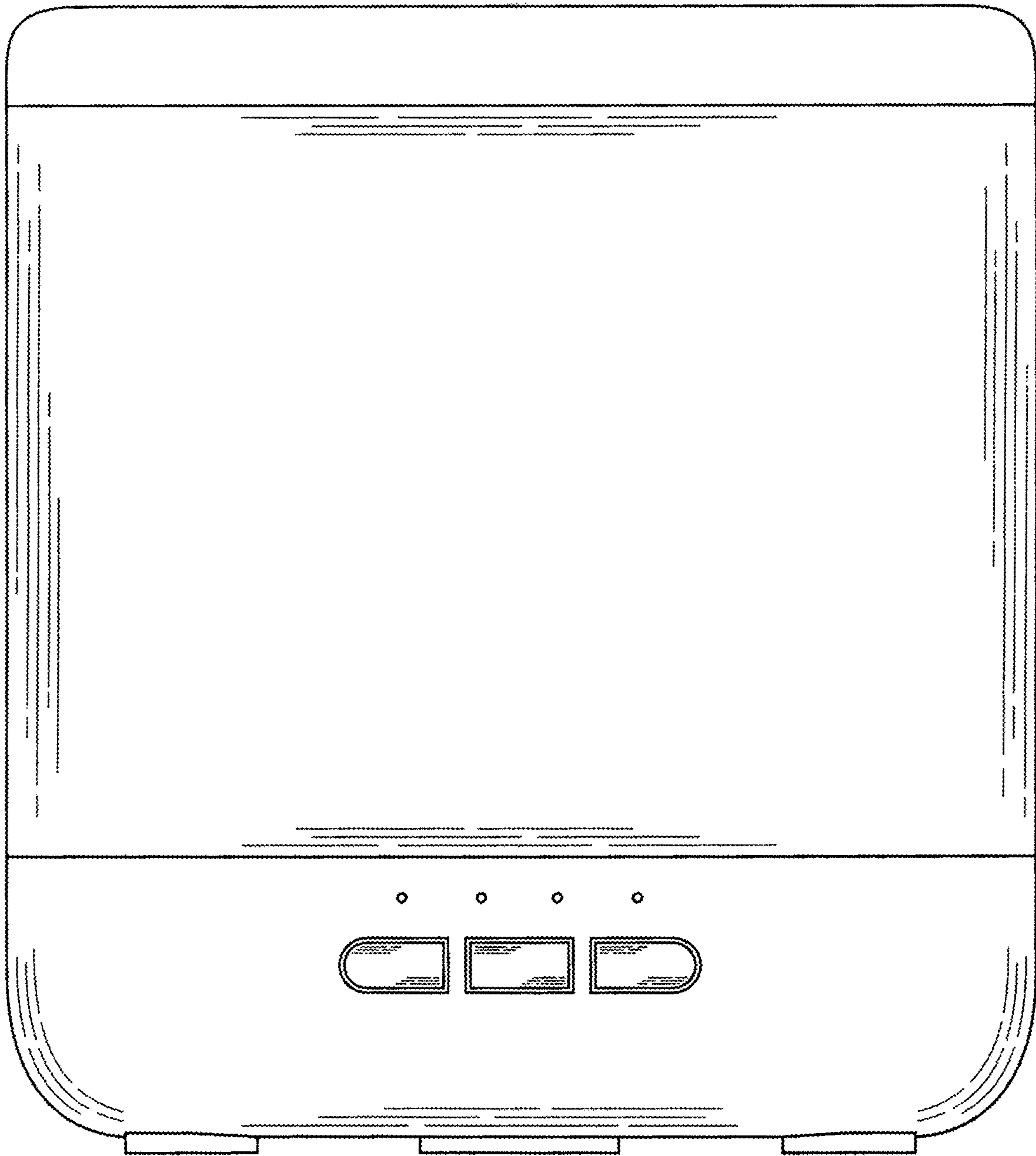


FIG. 2

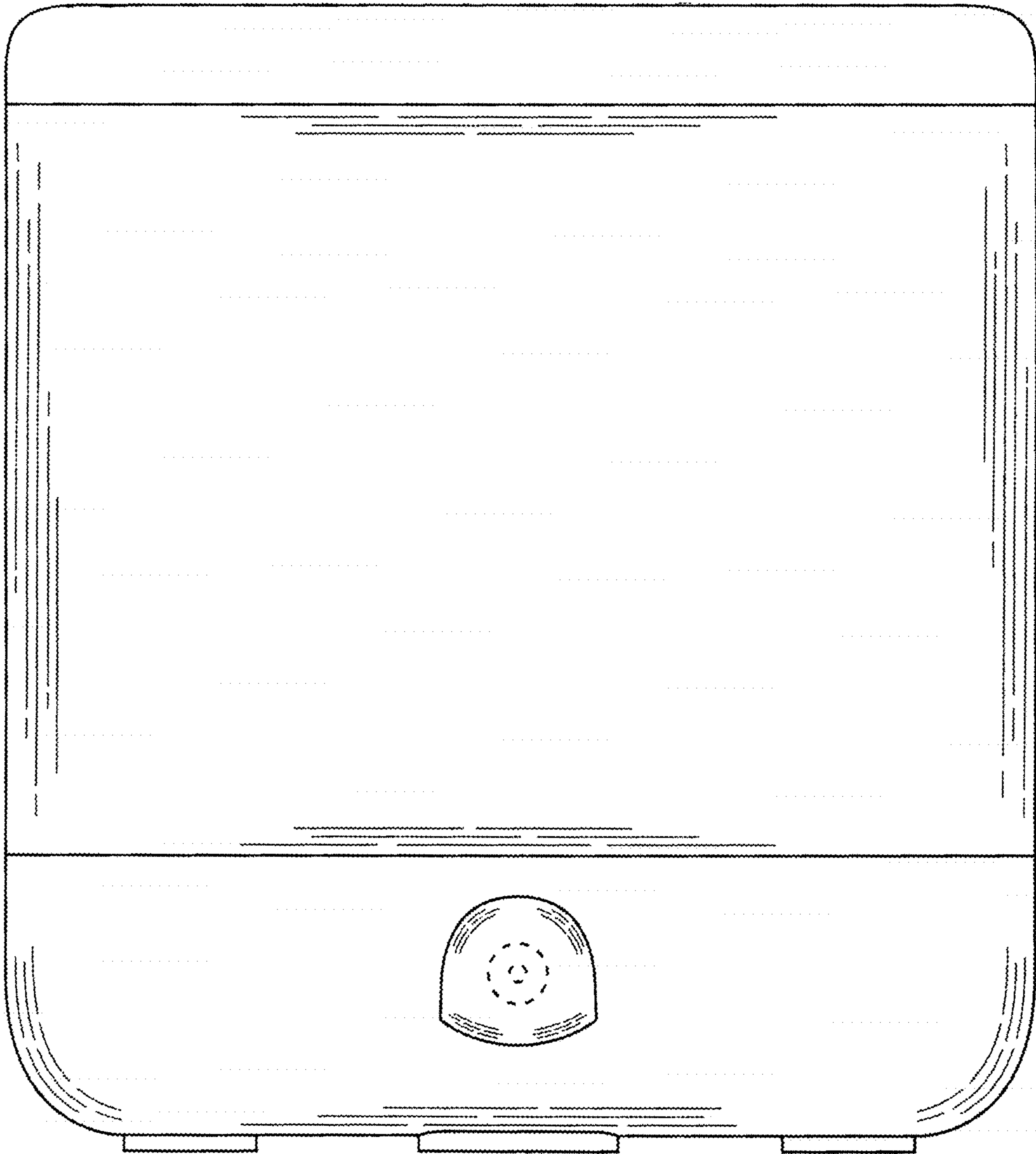


FIG. 3




FIG. 4

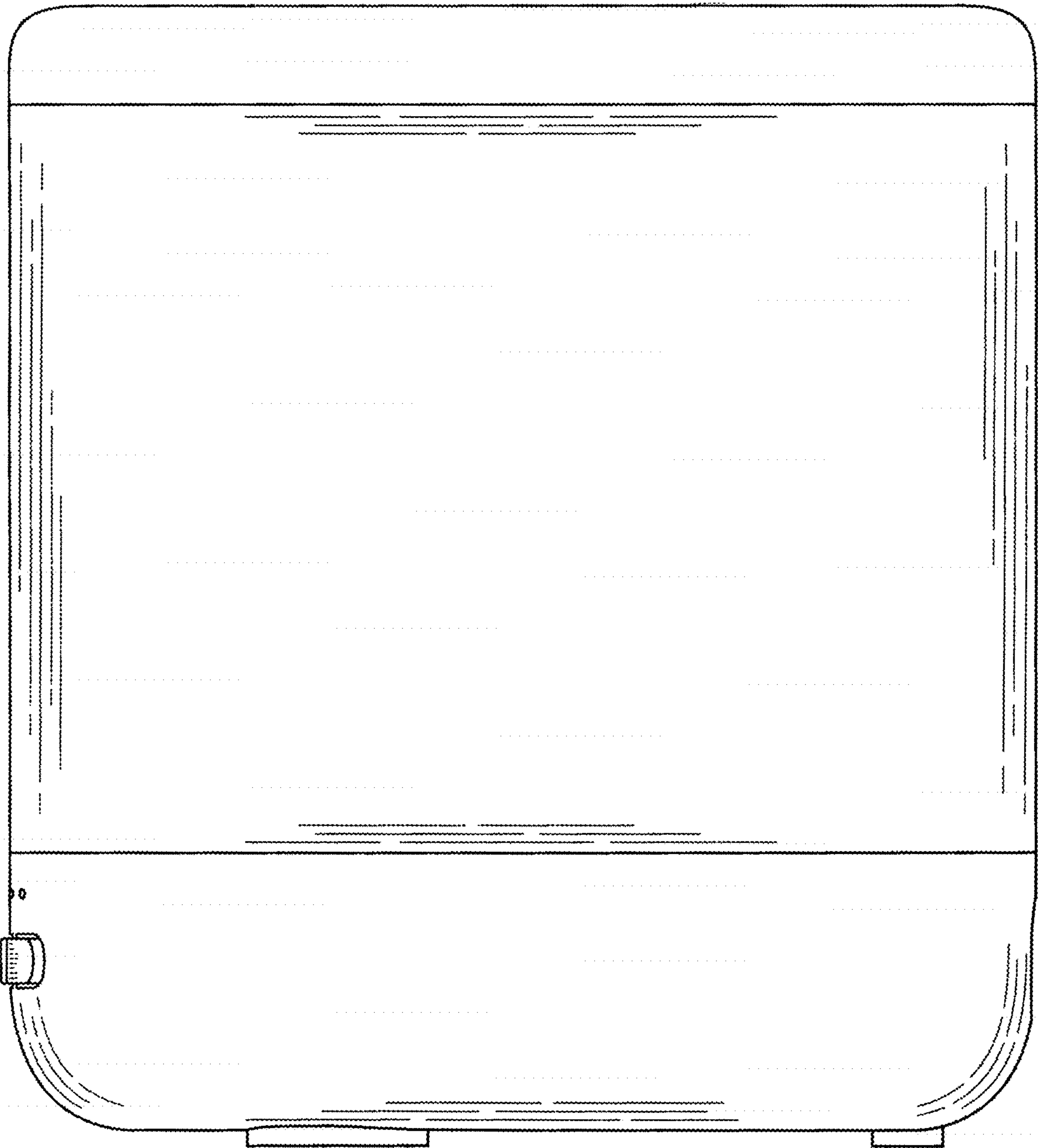


FIG. 5

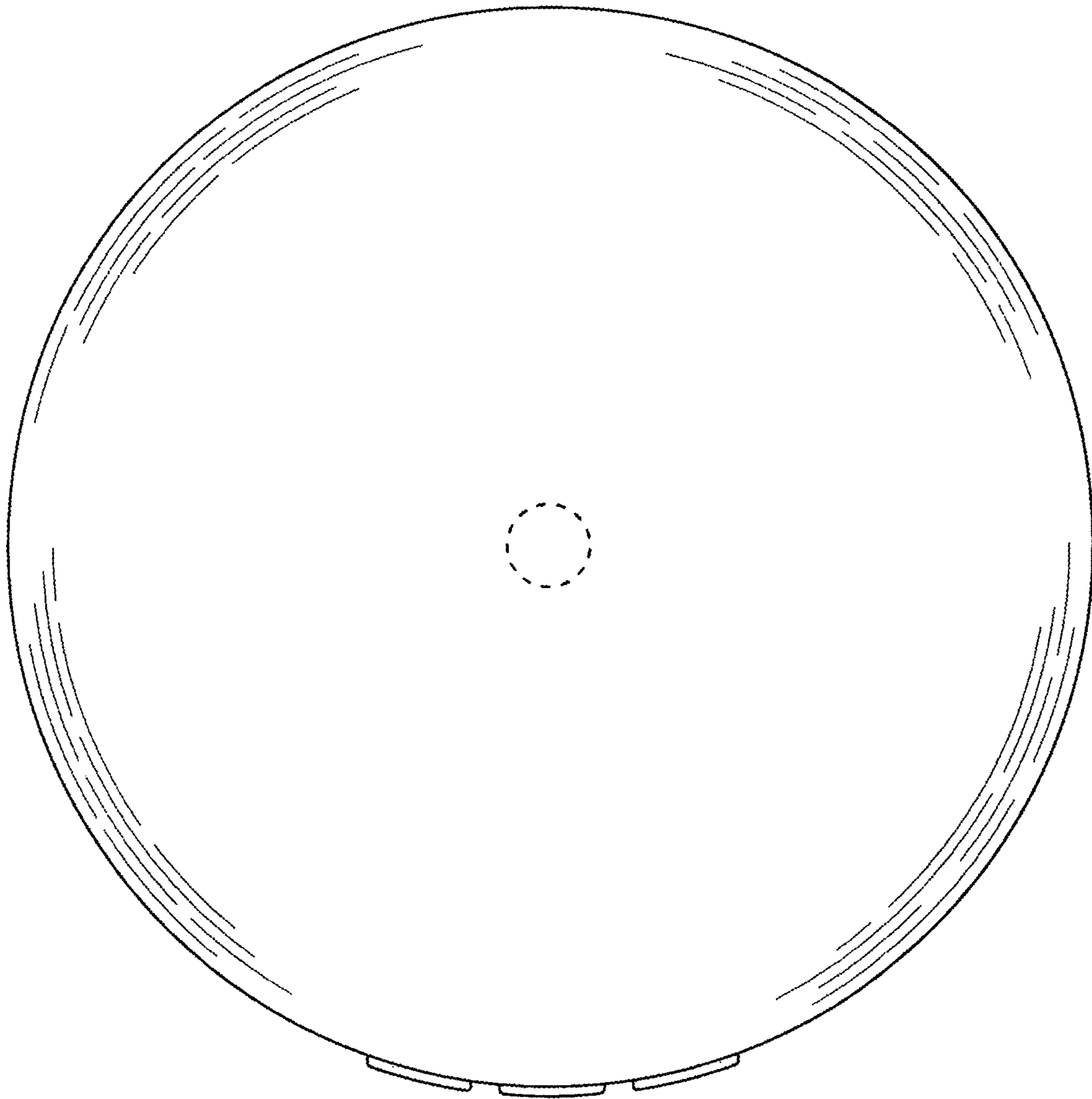


FIG. 6

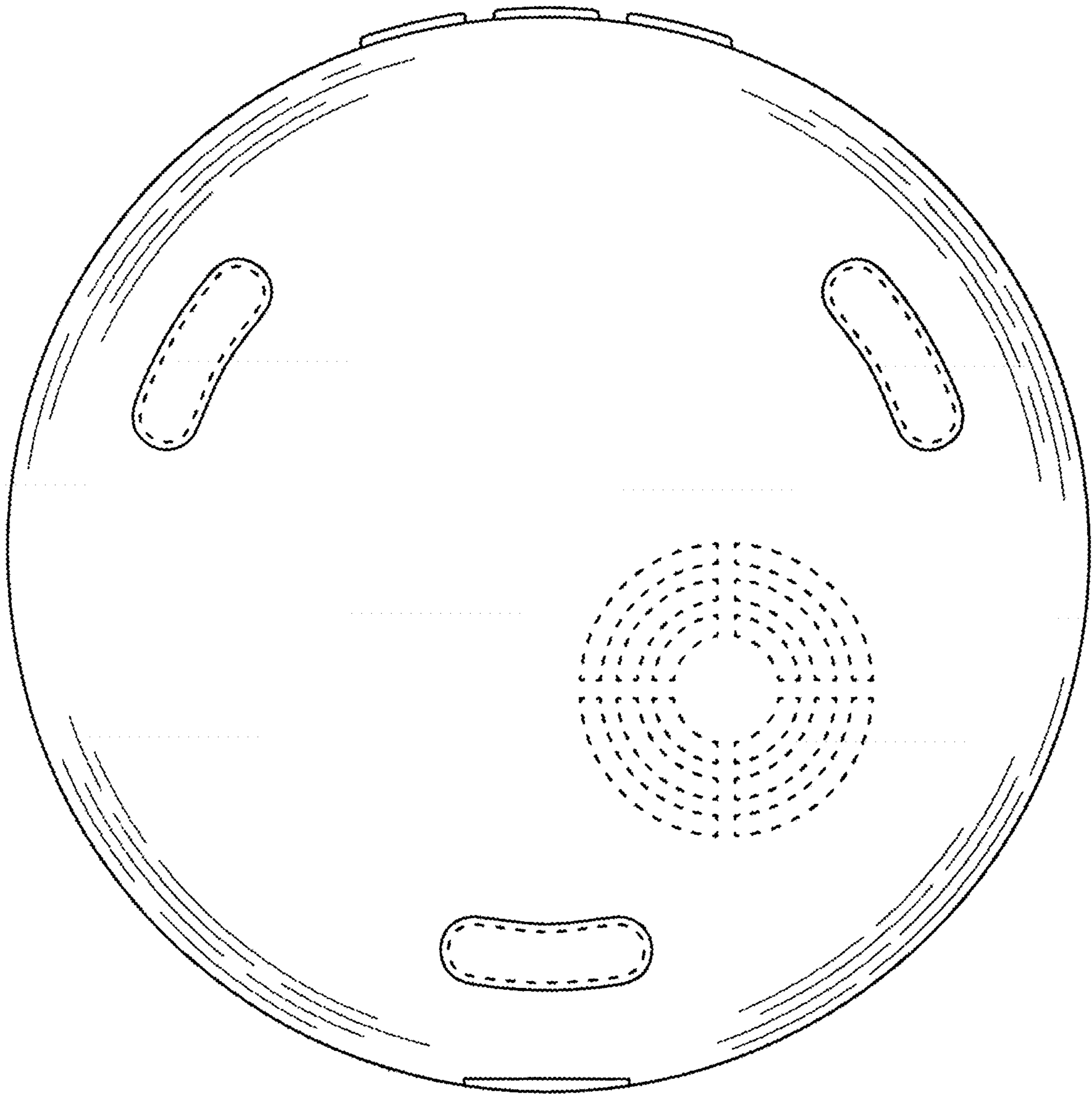


FIG. 7