

US00D939651S

(12) **United States Design Patent**
Kuan

(10) **Patent No.:** **US D939,651 S**

(45) **Date of Patent:** **** Dec. 28, 2021**

- (54) **GOLF CLUB HEAD**
- (71) Applicant: **SUMITOMO RUBBER INDUSTRIES, LTD.**, Kobe (JP)
- (72) Inventor: **Jimmy Kuan**, West Covina, CA (US)
- (73) Assignee: **SUMITOMO RUBBER INDUSTRIES, LTD.**, Kobe (JP)
- (**) Term: **15 Years**
- (21) Appl. No.: **29/723,673**
- (22) Filed: **Feb. 10, 2020**
- (51) **LOC (13) Cl.** **21-02**
- (52) **U.S. Cl.**
USPC **D21/747**
- (58) **Field of Classification Search**
USPC D21/747-751, 759
CPC A63B 53/00; A63B 53/02; A63B 53/04;
A63B 53/047; A63B 53/0475; A63B 2053/0479; A63B 2053/0483; A63B 2053/0445; A63B 60/00; A63B 60/46
See application file for complete search history.

| | | | | |
|-----------------|---------|----------|-------|-------------|
| D703,282 S * | 4/2014 | Breier | | D21/747 |
| D704,288 S * | 5/2014 | Cardani | | D21/747 |
| D762,792 S * | 8/2016 | Oliveiro | | D21/747 |
| D762,795 S * | 8/2016 | Oldknow | | D21/759 |
| D763,379 S * | 8/2016 | Oldknow | | D21/759 |
| D763,380 S * | 8/2016 | Oldknow | | D21/759 |
| D763,381 S * | 8/2016 | Oldknow | | D21/759 |
| D766,390 S * | 9/2016 | Timmons | | D21/759 |
| D773,574 S * | 12/2016 | Oliveiro | | D21/747 |
| D810,850 S * | 2/2018 | Becktor | | D21/747 |
| D829,837 S * | 10/2018 | Wolfe | | D21/747 |
| D846,049 S * | 4/2019 | Becktor | | D21/747 |
| D846,054 S * | 4/2019 | Becktor | | D21/759 |
| D861,095 S * | 9/2019 | Wolfe | | D21/759 |
| D888,172 S * | 6/2020 | Stokke | | D21/747 |
| D900,262 S * | 10/2020 | Jacobson | | D21/747 |
| 10,843,052 B2 * | 11/2020 | Seagram | | A63B 53/047 |

* cited by examiner

Primary Examiner — Mitchell I. Siegel
(74) *Attorney, Agent, or Firm* — Oliff PLC

(57) **CLAIM**

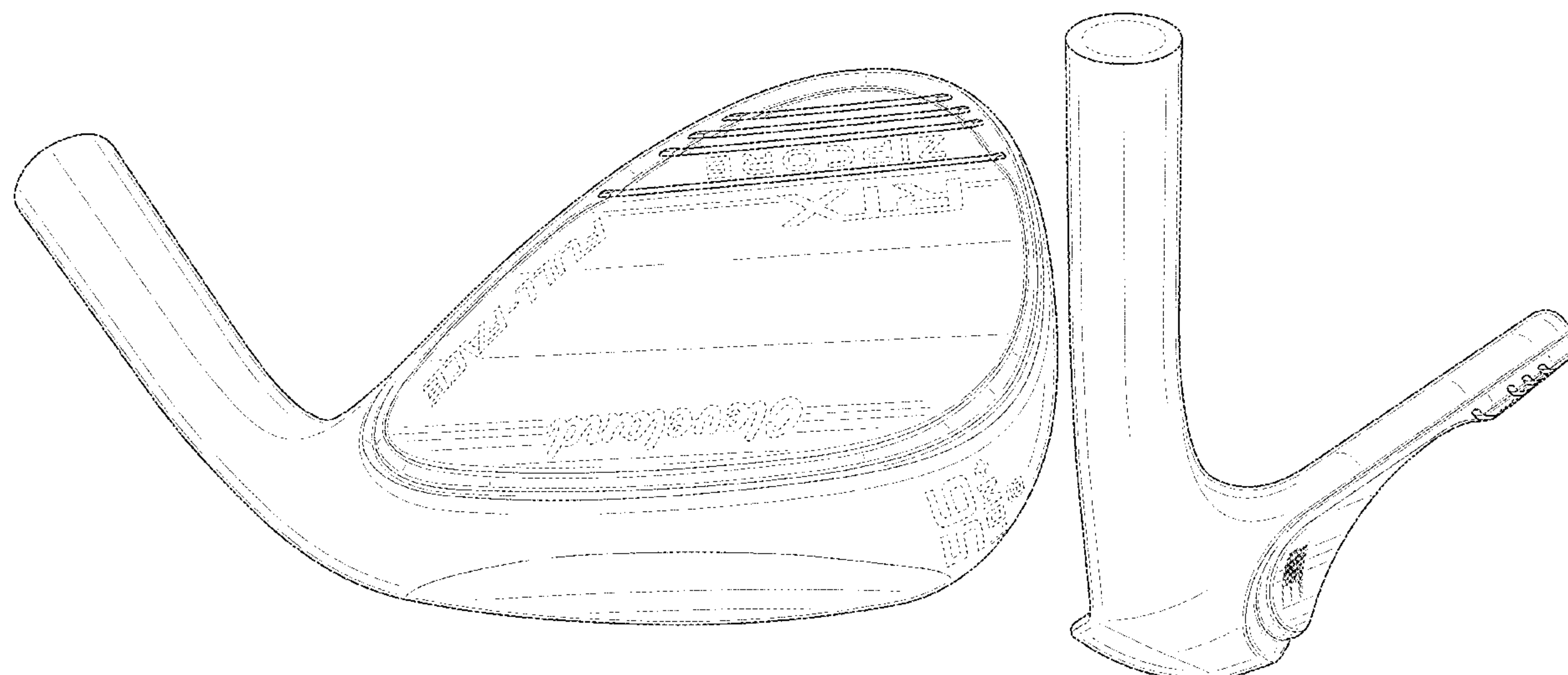
The ornamental design for a golf club head, as shown and described.

DESCRIPTION

FIG. 1 is a rear bottom perspective view of the golf club head;
FIG. 2 is a rear elevational view thereof;
FIG. 3 is a front elevational view thereof;
FIG. 4 is a heel-side elevational view thereof;
FIG. 5 is a toe-side elevational view thereof;
FIG. 6 is a top plan view thereof; and,
FIG. 7 is a bottom plan view thereof.
The broken lines depict parts of the golf club head that form no part of the claimed design.

1 Claim, 7 Drawing Sheets

- (56) **References Cited**
U.S. PATENT DOCUMENTS
- | | | | | |
|--------------|---------|-----------|-------|---------|
| D256,148 S * | 7/1980 | Jeghers | | D21/750 |
| D346,840 S * | 5/1994 | Fenton | | D21/751 |
| D395,476 S * | 6/1998 | Pond | | D21/747 |
| D399,276 S * | 10/1998 | Hettinger | | D21/747 |
| D457,211 S * | 5/2002 | Bakke | | D21/747 |
| D476,707 S * | 7/2003 | Walker | | D21/747 |
| D478,949 S * | 8/2003 | DeLaCruz | | D21/747 |
| D491,241 S * | 6/2004 | Long | | D21/747 |
| D580,506 S * | 11/2008 | Chick | | D21/759 |
| D600,764 S * | 9/2009 | Carlyle | | D21/759 |



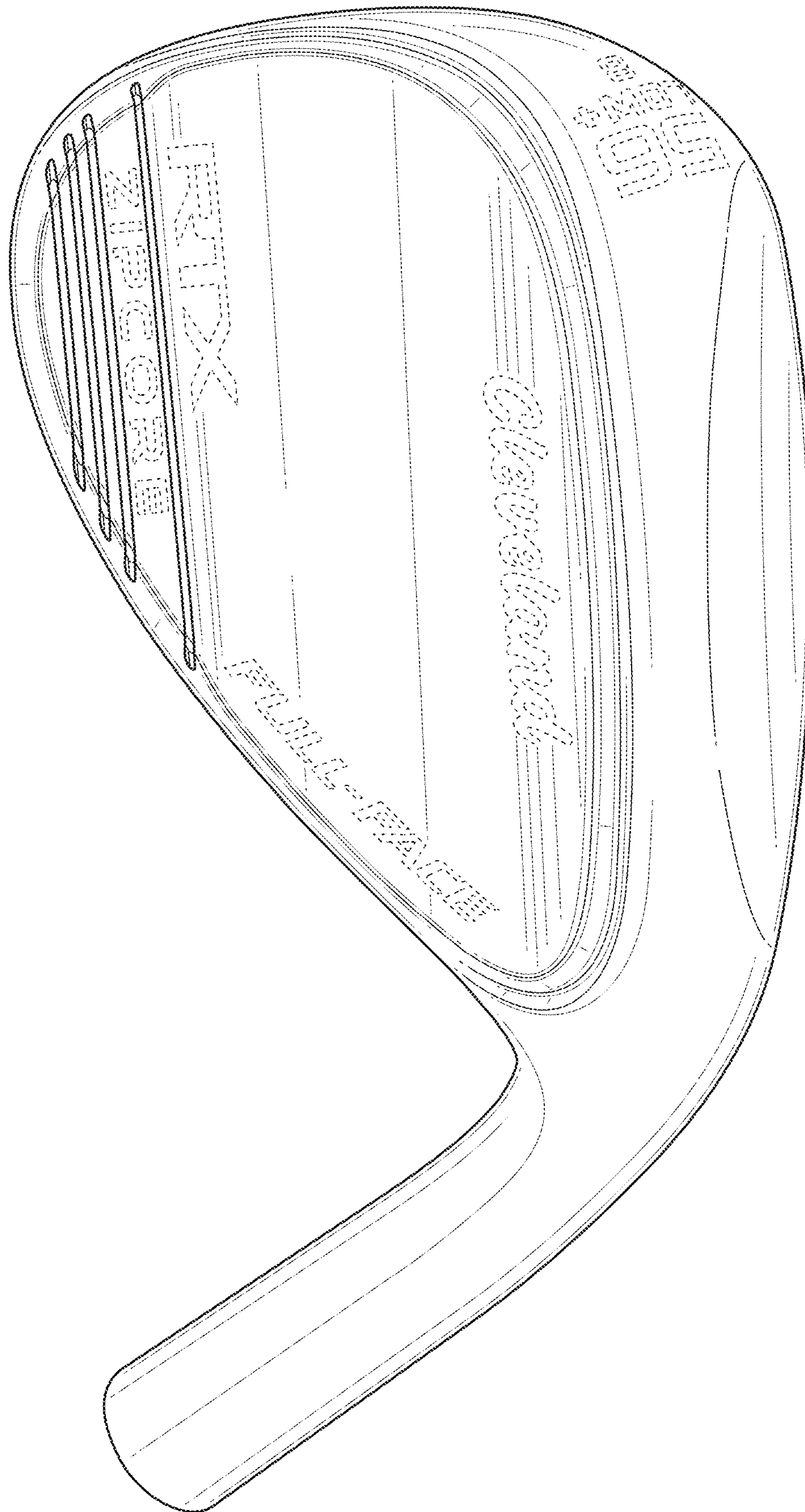


FIG. 1

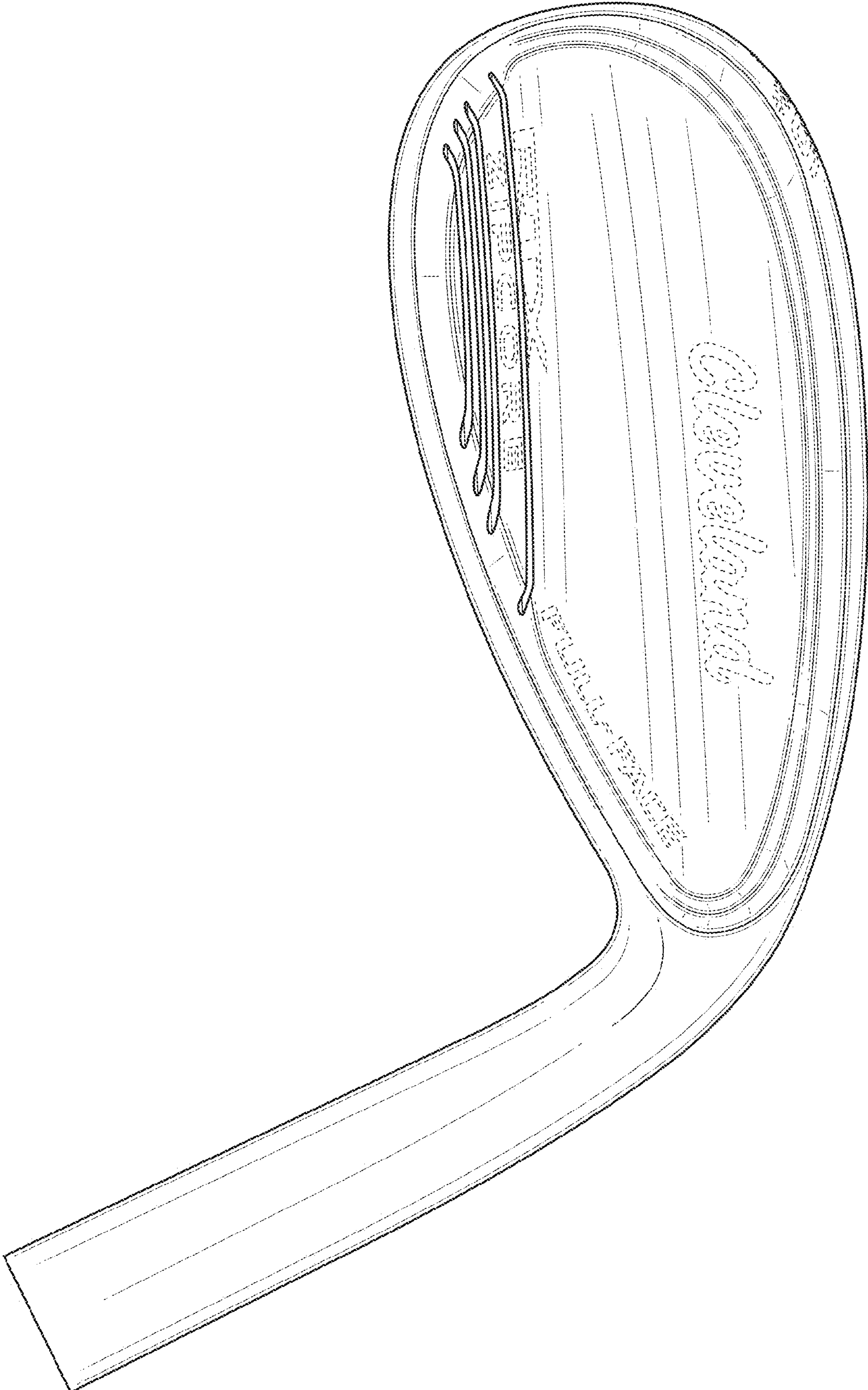


FIG. 2

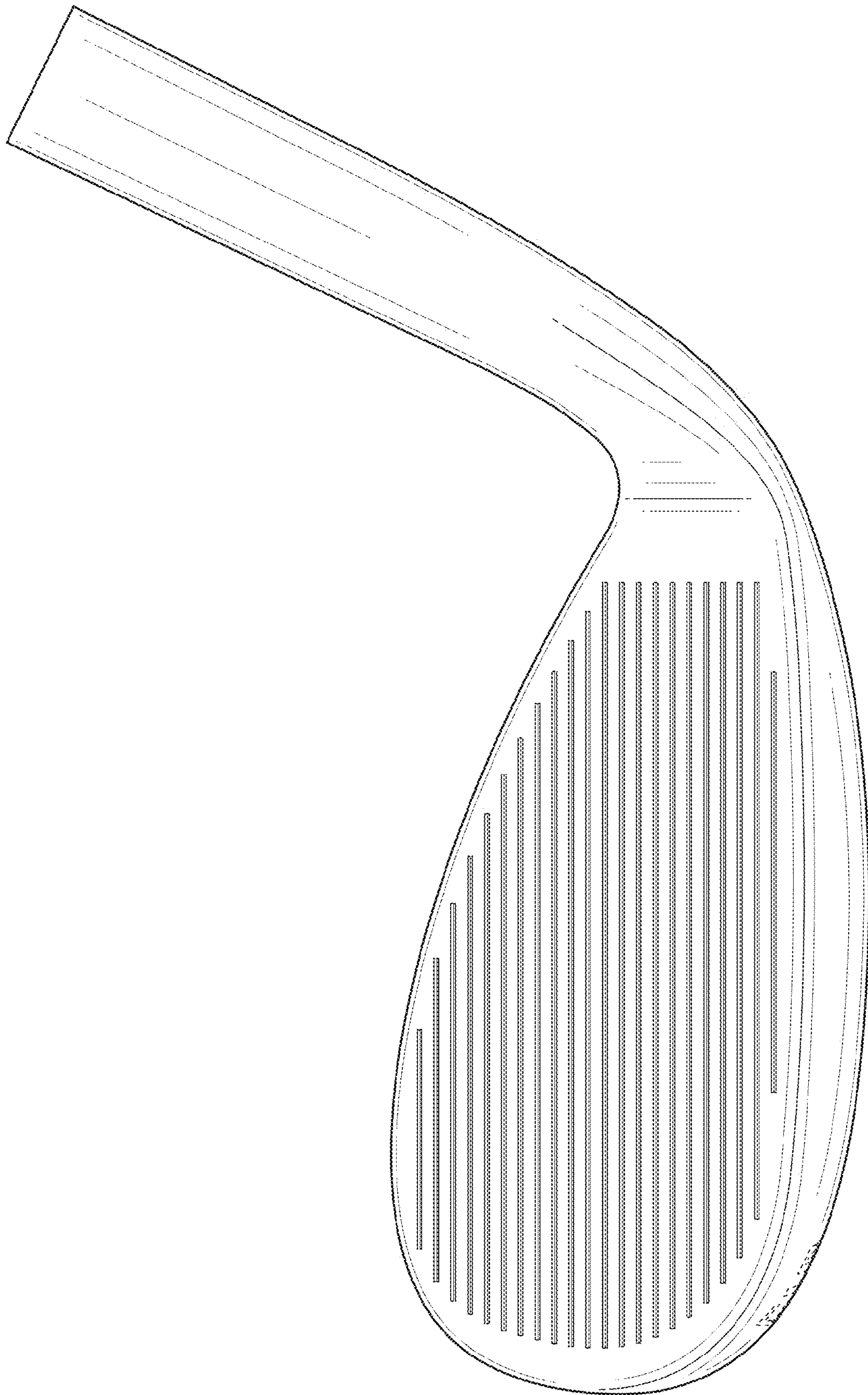


FIG. 3

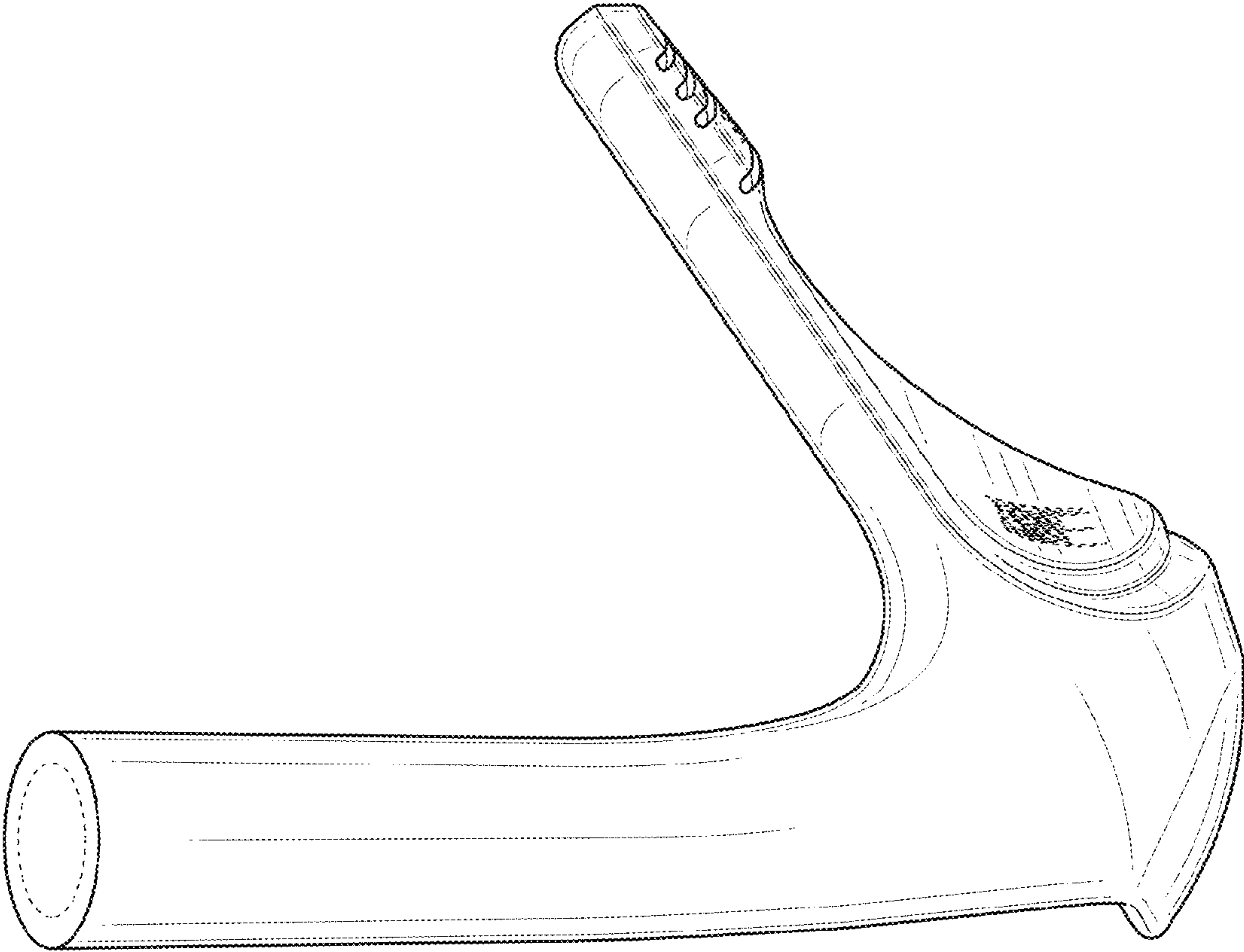


FIG. 4

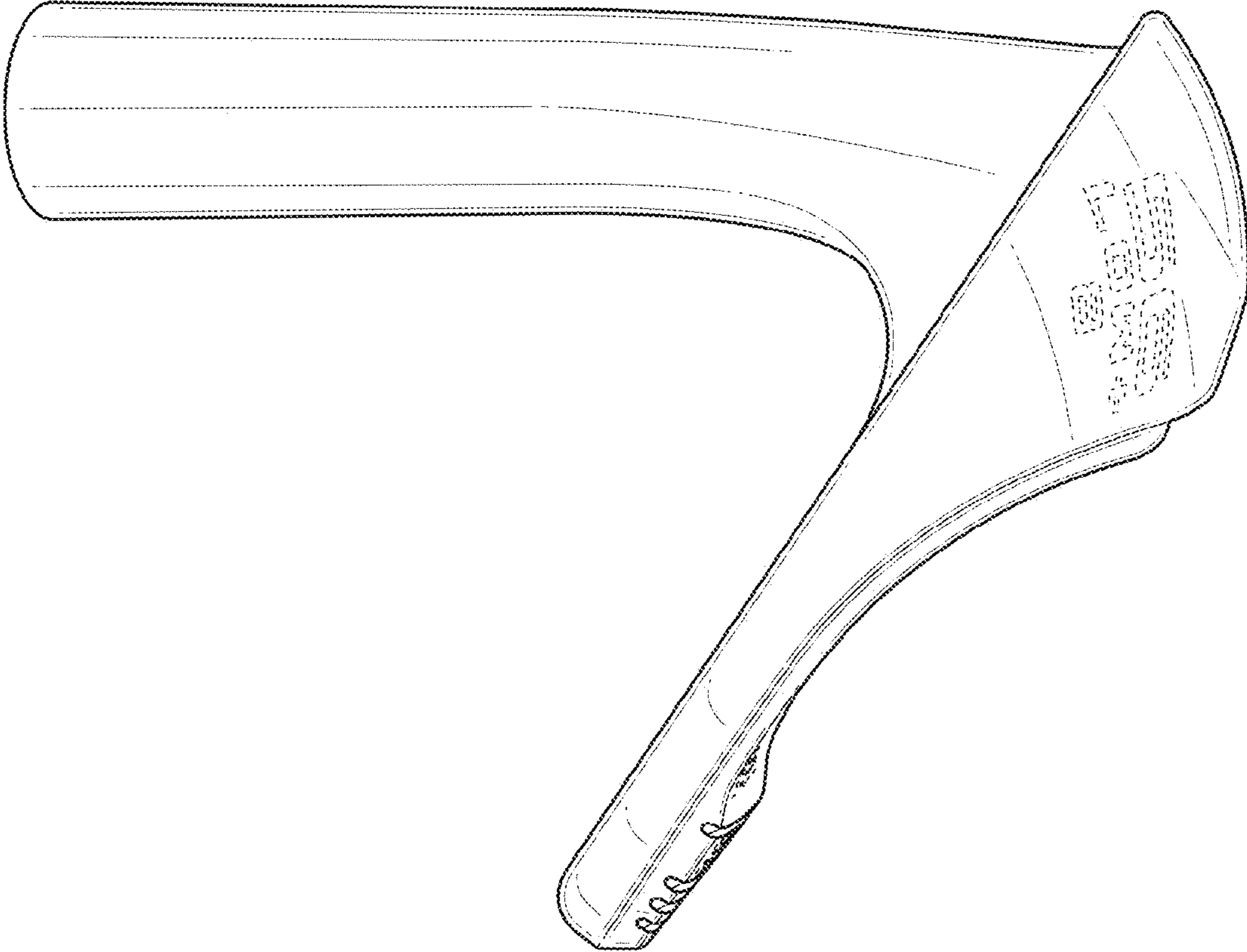


FIG. 5

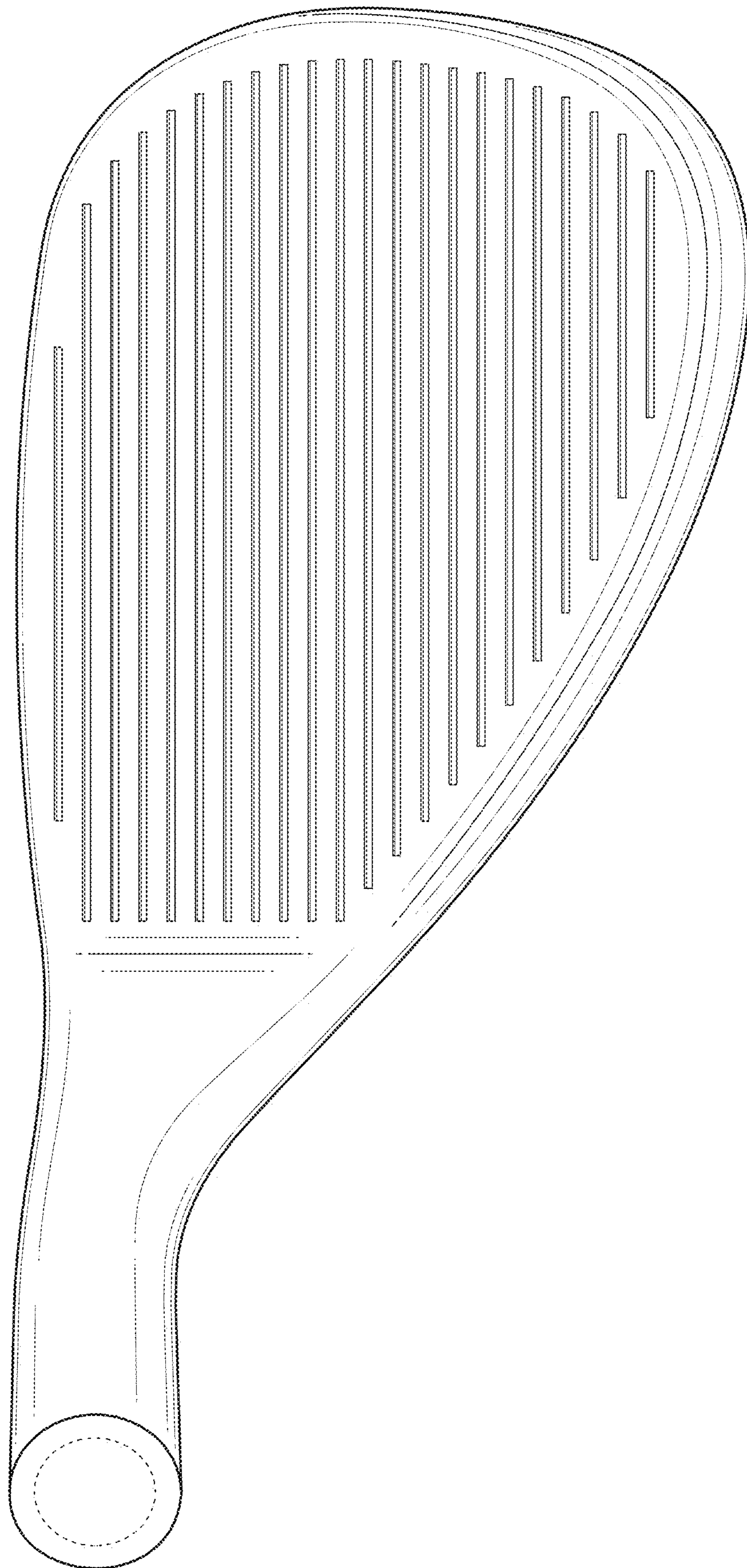


FIG. 6



FIG. 7