



US00D939630S

(12) **United States Design Patent**
Tibbetts

(10) **Patent No.:** **US D939,630 S**

(45) **Date of Patent:** **** Dec. 28, 2021**

(54) **BI-FOLD ROOFING MATERIAL DISPLAY**

2,139,820 A * 12/1938 Graham A61B 3/02
52/557

(71) Applicant: **Brilliant Graphics Group, LLC,**
Pittsfield, MA (US)

2,196,847 A 4/1940 Austin
D126,830 S 4/1941 Bender
3,384,982 A 5/1968 Herbert et al.

(72) Inventor: **Gary Tibbetts,** Pittsfield, MA (US)

D313,658 S * 1/1991 Noone D25/139
D369,421 S * 4/1996 Kiik D25/139
5,611,186 A * 3/1997 Weaver E04D 1/28
52/557

(73) Assignee: **Brilliant Graphics Group, LLC,**
Pittsfield, MA (US)

D379,672 S * 6/1997 Lamb D25/139

(Continued)

(**) Term: **15 Years**

Primary Examiner — Mary Ann Calabrese

Assistant Examiner — Catherine Ho

(21) Appl. No.: **29/723,054**

(74) *Attorney, Agent, or Firm* — 24IP Law Group USA,
PLLC; Timothy Dewitt

(22) Filed: **Feb. 4, 2020**

(51) **LOC (13) Cl.** **20-02**

(52) **U.S. Cl.**
USPC **D20/40**

(58) **Field of Classification Search**

USPC D10/109.1, 109.2, 113.4; D11/181, 182,
D11/183; D14/125, 126, 127, 128, 129;
D18/26; D20/10, 12, 16, 17, 18, 19, 21,
D20/31, 29, 30, 39, 40, 41, 42, 43, 44,
D20/99; D25/138, 139, 140, 141, 143,
D25/149, 150, 151, 163

CPC G09F 1/00; G09F 1/08; G09F 5/00; G09F
5/02; G09F 7/00; G09F 19/00; G09F
23/00; G09F 27/00; G09F 21/00; G09F
21/06; G09F 21/08; Y10S 362/812; A47F
3/00; A47F 8/00; A47F 11/00

See application file for complete search history.

(57) **CLAIM**

The ornamental design for a bi-fold roofing material display,
as shown and described.

DESCRIPTION

FIG. 1 is a top perspective view of a bi-fold roofing material
display in a closed position, showing my design;

FIG. 2 is a front view thereof;

FIG. 3 is a rear view thereof;

FIG. 4 is a left side view thereof;

FIG. 5 is a right side view thereof;

FIG. 6 is a top view thereof;

FIG. 7 is a bottom view thereof;

FIG. 8 is a top perspective view of a bi-fold roofing material
display in an open position;

FIG. 9 is a front view thereof;

FIG. 10 is a rear view thereof;

FIG. 11 is a left side view thereof;

FIG. 12 is a right side view thereof;

FIG. 13 is a top view thereof; and,

FIG. 14 is a bottom view thereof.

The stippling in FIGS. 5-9 and 11-14 represents a contrast in
appearance.

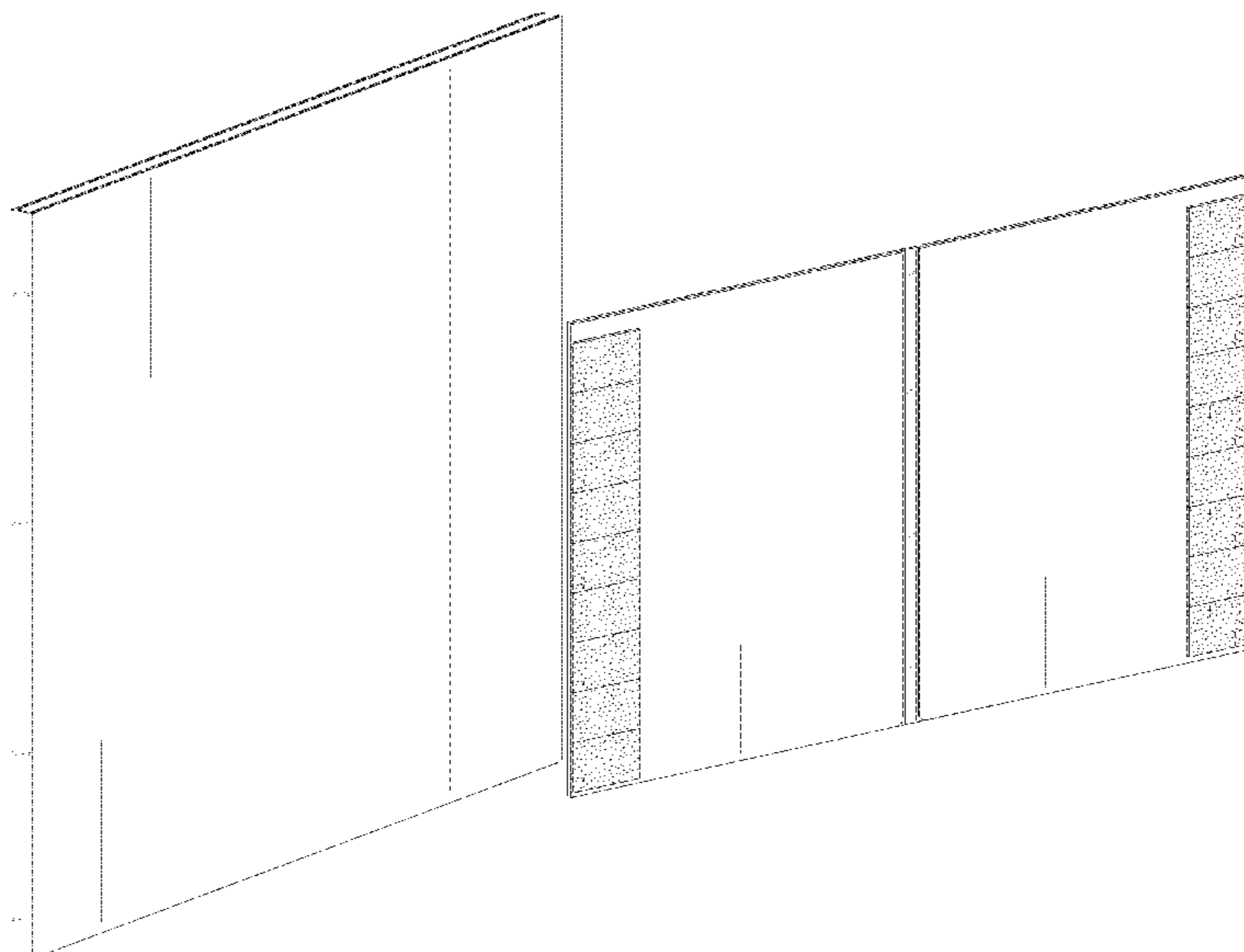
(56) **References Cited**

U.S. PATENT DOCUMENTS

1,583,563 A 5/1926 Abraham
D77,786 S 2/1928 Melby
1,666,429 A 4/1928 Stolp, Jr.
1,898,989 A * 2/1933 Harshberger E04D 1/265
52/748.1

D104,201 S 4/1937 Spencer
D104,202 S 4/1937 Spencer

1 Claim, 10 Drawing Sheets



(56)

References Cited

U.S. PATENT DOCUMENTS

5,666,776 A * 9/1997 Weaver E04D 1/26
52/557

D417,513 S 12/1999 Blanpied

D422,719 S * 4/2000 Belt D25/139

6,195,951 B1 * 3/2001 Stahl E04D 1/26
52/314

6,253,512 B1 7/2001 Thompson et al.

6,457,290 B1 * 10/2002 Elliott E04D 1/26
52/557

D466,629 S 12/2002 Phillips

6,708,456 B2 * 3/2004 Kiik C03C 25/48
52/98

D554,275 S 10/2007 Sieling et al.

D576,316 S 9/2008 Elliot

D624,969 S 10/2010 Ryan

D629,924 S * 12/2010 Cornett D25/140

D633,221 S * 2/2011 Koch D25/139

D633,222 S * 2/2011 Koch D25/139

9,140,012 B1 * 9/2015 Leitch E04D 1/2963

9,574,350 B2 * 2/2017 Loftus C09J 11/08

10,180,003 B2 * 1/2019 Freiborg B32B 5/16

10,273,392 B2 * 4/2019 Loftus C09J 11/06

D857,932 S * 8/2019 Leitch D25/143

D868,295 S * 11/2019 Nash D25/139

D869,691 S * 12/2019 Freiborg D25/139

D870,320 S * 12/2019 Freiborg D25/139

D870,321 S * 12/2019 Freiborg D25/139

2011/0088334 A1 * 4/2011 O'Rourke E04D 13/17
52/95

2020/0347605 A1 * 11/2020 Lenney E04D 13/076

2020/0347606 A1 * 11/2020 Lenney E04D 13/076

* cited by examiner




FIG. 1




FIG. 2




FIG. 3




FIG. 4



FIG. 5



FIG. 6



FIG. 7

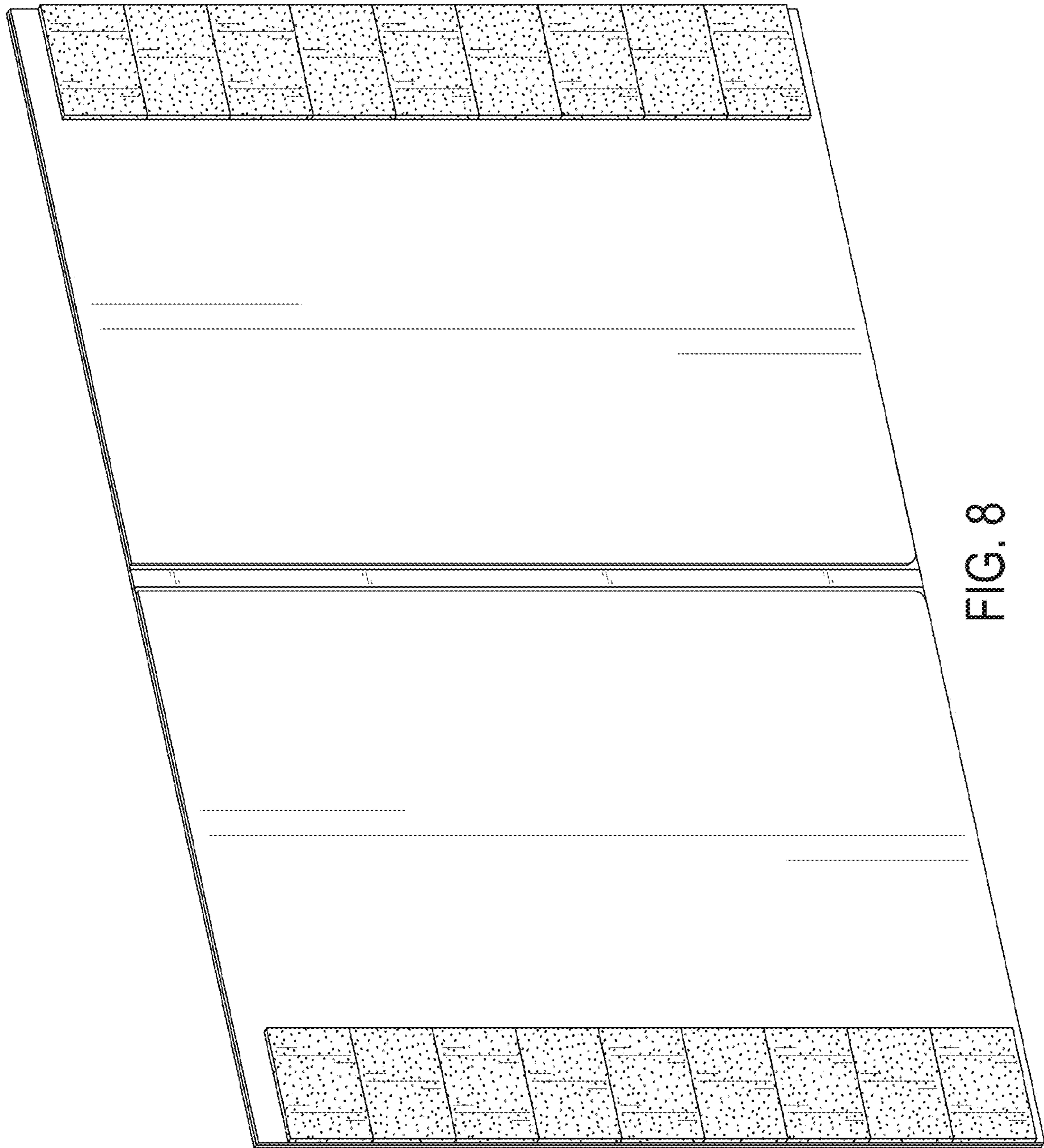


FIG. 8




FIG. 9




FIG. 10



FIG. 12

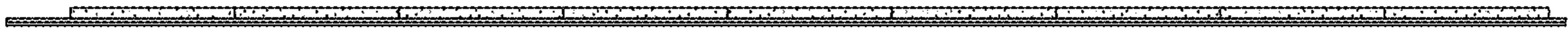


FIG. 11



FIG. 13




FIG. 14